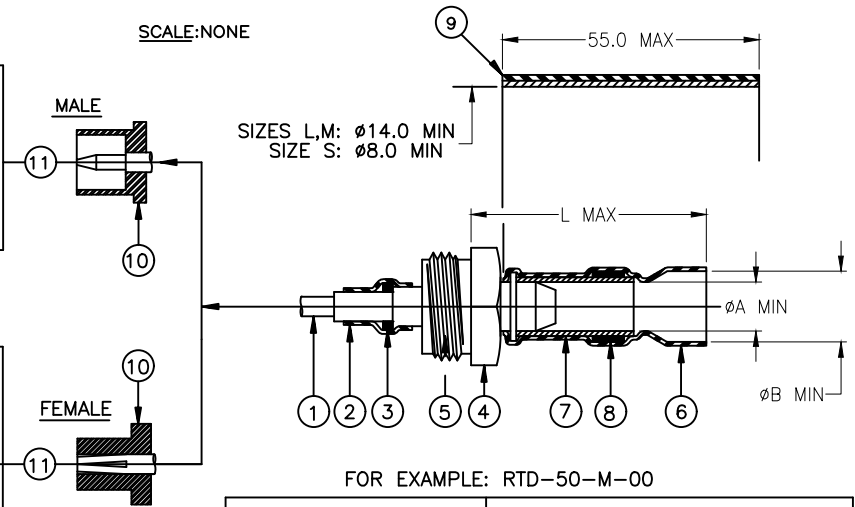


REVISIONS				
P	LTR	DESCRIPTION	DATE	DWN APVD
	C	REVISED AS PER ECO-20-003566.	09MAR2020	TC NP

-XX	DESIGNATION	
00	STRAIGHT PLUG	
00-H		
01	ANGLE PLUG	
01-H		
02	STRAIGHT BULKHEAD JACK	
03	STRAIGHT JACK	
04	STRAIGHT PANEL JACK	
05	STRAIGHT PLUG	
05-H		

⊗ -H PARTS HAVE HEX NUT COUPLING WITH LOCK WIRE HOLES.

SCALE: NONE



FOR EXAMPLE: RTD-50-M-00

-X	PRODUCT DIMENSIONS			CABLE DIMENSIONS			
	L MAX	øA MIN	øB MIN	øD MAX	øF MAX	øE	øG
L	31.0	9.6	12.7	2.45	7.30	4.1/9.5	5.0/12.5
M	31.0	5.1	7.2	1.25	3.00	2.1/5.0	3.5/7.0
S	26.0	3.1	5.7	0.65	1.55	0.9/3.0	1.5/5.5

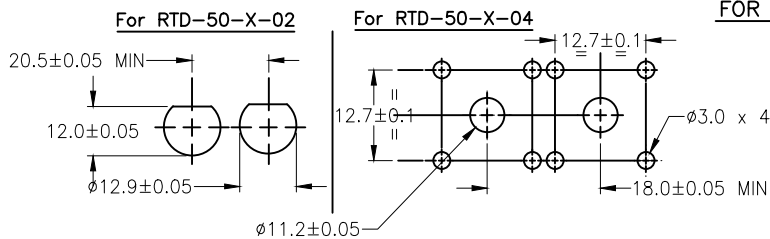
**MATERIAL:**

- CENTER CONTACT. GOLD PLATED BRASS (MALE) OR GOLD BERYLLIUM COPPER (FEMALE).
- HEAT SHRINKABLE INSULATION SLEEVE, TRANSPARENT BLUE. RADIATION CROSS-LINKED MODIFIED POLYVINYLIDENE FLUORIDE.
- SOLDER PREFORM. Sn63 Pb37 SOLDER ALLOY WITH ROLO FLUX PER ANSI-J-STD-004.
- THREADED TRANSITION PART. SILVER PLATED BRASS.
- INSULATOR. PTFE.
- SOLDERSHIELD DEVICE. TIN PLATED COPPER BRAID WITH ROLO FLUX PER ANSI-J-STD-004.
- SOLDER PREFORM (ON L AND M SIZE ONLY). Sn63 Pb37 SOLDER ALLOY WITH ROLO FLUX PER ANSI-J-STD-004.
- HEAT SHRINKABLE INSULATION SLEEVE, BLACK. RADIATION CROSS-LINKED MODIFIED POLYOLEFIN WITH ADHESIVE.
- INSULATOR (EXCEPT FOR ANGLE PLUG), PTFE.
- BODY. NICKEL PLATED BRASS.

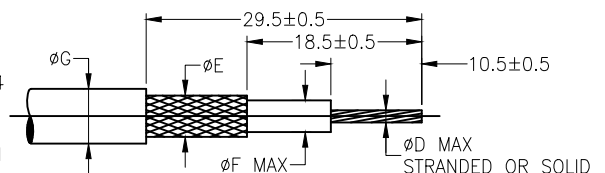
**APPLICATION:**

- THESE CONTROLLED SOLDERING DEVICES ARE DESIGNED TO CONNECT, WITH A MIL-PRF-39012 TNC INTERMATEABLE PART, A 50Ω SINGLE OR DOUBLE BRAIDED COAXIAL HAVING A:
  - TIN OR SILVER PLATED COPPER OUTER CONDUCTOR.
  - TIN OR SILVER PLATED INNER CONDUCTOR.
 AND INSULATION RATED FOR AT LEAST +85°C.
- TEMPERATURE RANGE:
  - \* WITH BLACK SLEEVE: -55°C TO 100°C.
  - \* WITHOUT BLACK SLEEVE: -55°C TO 150°C.
- FOR INSTALLATION PROCEDURE AND APPLICATION EQUIPMENT, CONSULT RPIP-683-00.

PANEL THICKNESS: 3.2 MAX



FOR BEST RESULTS, PREPARE THE CABLE AS SHOWN:



© 2020 TE Connectivity. All Rights Reserved.

©

DIMENSIONS: mm	DWN T.CORREIA 09MAR2020	MATERIAL	FINISH	
	CHK R.MACNAUGHTON 09MAR2020			
TOLERANCES UNLESS OTHERWISE SPECIFIED:	APVD N.PRZYBYLSKA 09MAR2020	TE Connectivity		
	PRODUCT SPEC			
0 PLC ± -	APPLICATION SPEC	NAME		
1 PLC ± -		RF ONE STEP CONNECTOR		
2 PLC ± -	WEIGHT	50 OHM TNC		
3 PLC ± -		SIZE	CAGE CODE	DRAWING NO
4 PLC ± -		A4	06090	RTD-50-Y-XX/-XX-H
ANGLES ± -				
CUSTOMER DRAWING		SCALE	SHEET	
		DNS	1 OF 1	
			REV C	

# Mouser Electronics

Authorized Distributor

Click to View Pricing, Inventory, Delivery & Lifecycle Information:

## [TE Connectivity:](#)

[RTD-50-L-00](#) [RTD-50-P-04](#) [RTD-50-S-04CS2834](#) [RTD-50-M-03CS2852](#) [RTD-50-P-03](#) [RTD-50-M-01CS2835](#) [RTD-50-S-00CS2834](#) [RTD-50-L-04CS2834](#) [RTD-50-S-01-BN](#) [RTD-50-L-03CS2834](#) [RTD-50-L-00CS2834](#) [RTD-50-M-04CS2834](#) [RTD-50-P-01](#) [RTD-50-L-01CS2834](#) [RTD-50-M-00CS2834](#)