

2020

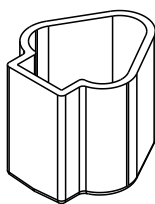
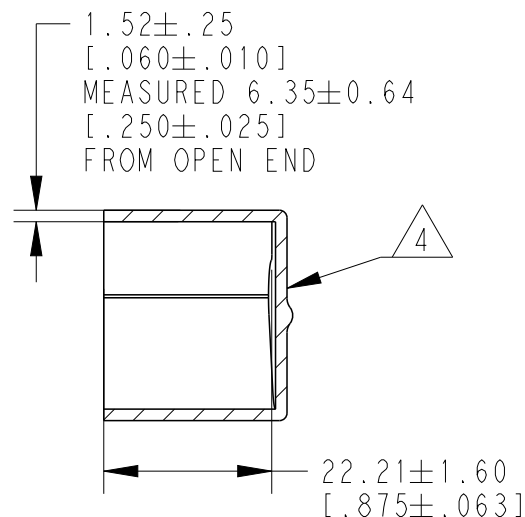
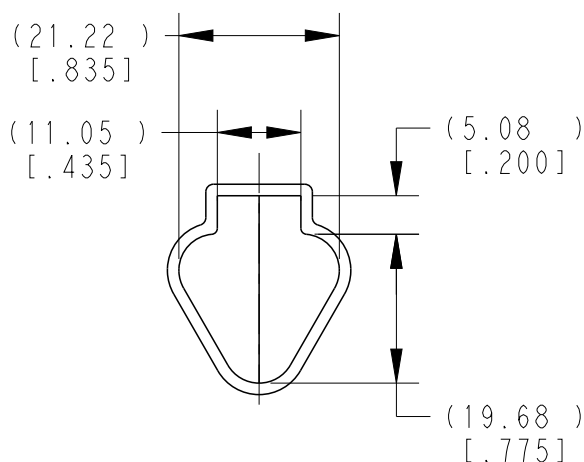
RELEASED FOR PUBLICATION

THIS DRAWING IS UNPUBLISHED.

TE Connectivity. All Rights Reserved.
COPYRIGHT 2020

REVISIONS

P	LTR	DESCRIPTION	DATE	DWN	APVD
	A	NEW RELEASE PER ECO-14-008759	06-10-14	DM	DM
	A1	REVISED PER PCN E-20-005671	17APR2020	AP	IG

**3D VIEW**

5. SMALL NON-FILLS ARE ACCEPTABLE INSIDE OF PART, INCLUDING SUPPLIER MARKING.

4. SMALL MATERIAL EXTENSION IS ACCEPTABLE ON THIS END ALL AROUND. WALL THICKNESS ON THIS END MAY VARY.

3. THIS ACCESSORY PART IS PROVIDED WITHOUT TYPICAL TRANSPORTATION INDUSTRY PROCESS CONTROLS. NO VALIDATION TESTING HAS BEEN PERFORMED. CUSTOMER IS RESPONSIBLE FOR DETERMINING PRODUCT PERFORMANCE AND SUITABILITY FOR APPLICATION.

2. TEMPERATURE RATING: -29°C TO +100°C [-20°F TO +212°F]

1. THIS PART IS USED ON DT04-3P WITH ANY MODIFICATION.

NOTES:

TE INTERNAL PN	DEUTSCH PN
DT3P-DC	DT3P-DC

DIMENSIONS: MM[INCH]		DWN D. MEYER	10JUN2014	MATERIAL PVC		FINISH GRAY	
TOLERANCES UNLESS OTHERWISE SPECIFIED:		CHK R. MESSENGER	10JUN2014				
		APVD D. MEYER	10JUN2014				
0 PLC ±		PRODUCT SPEC		NAME DUST CAP, RECEPTACLE, 3PIN DT SERIES			
1 PLC ±		APPLICATION SPEC					
2 PLC ±0.63[.025]		WEIGHT 5.00 g		SIZE A4	CAGE CODE 00779	DRAWING NO C-DT3P-DC	RESTRICTED TO -
3 PLC ±		CUSTOMER DRAWING					
4 PLC ±							
ANGLES ±5°		SCALE 1:1					
		SHEET 1 OF 1					
		REV A1					

Mouser Electronics

Authorized Distributor

Click to View Pricing, Inventory, Delivery & Lifecycle Information:

[TE Connectivity:](#)

[DT3P-DC](#)