



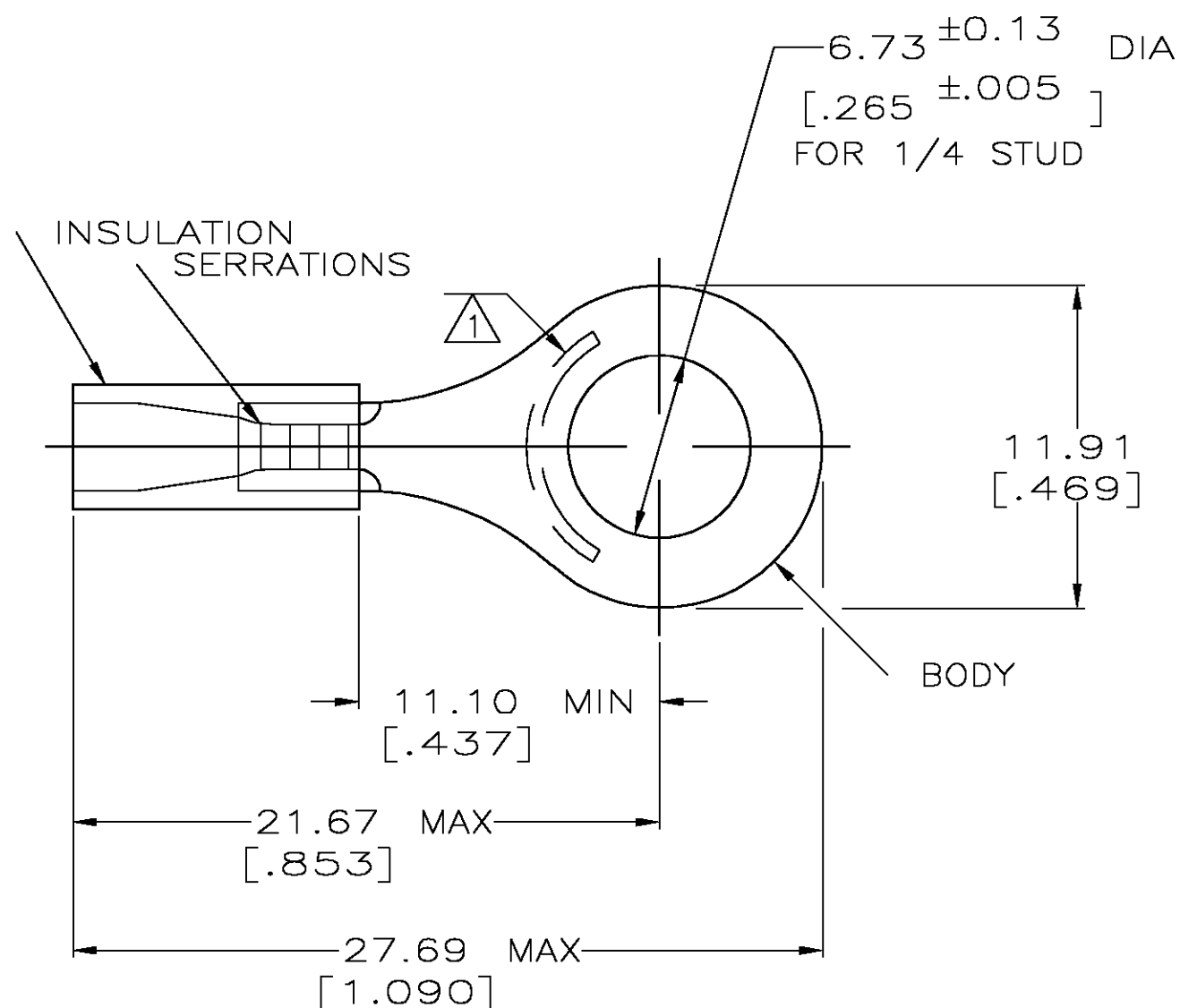
THIS DRAWING IS UNPUBLISHED.

RELEASED FOR PUBLICATION

© COPYRIGHT - BY TYCO ELECTRONICS CORPORATION. ALL RIGHTS RESERVED.

LOC	DIST	REVISIONS				
P	LTR	DESCRIPTION	DATE	DWN	APVD	
G	14	J	REV PER 0G3A-0640-04	16AUG04	JR	TM

AMP WIRE RANGE	 Listed FILE E13288	 LR7189 Certified
22-16 AWG SOLID OR STRANDED	22-16 AWG SOLID OR STRANDED	22-16 AWG SOLID OR STRANDED



- 1 STAMP AMP 22-18* APPROX AS SHOWN
22-16 TERMINALS ARE STAMPED 22-18 IN
ACCORDANCE WITH MILITARY SPEC MIL-T-7928
COMMERCIAL WIRE RANGE IS 22-16
- 2 WIRE INSULATION DIA: 2.03-3.18 [.080-.125]
- 3 TONGUE MATERIAL THK: 0.79^{±0.05} [.031^{±.002}]
- 4 MATERIAL: BODY - CU PER ASTM B152
SLEEVE - PVC, COLOR - RED

100	LOOSE PC,BOX	8-32953-1
5000	ON TAPE, REEL	2-32953-1
1000	LOOSE PIECE	32953
QTY	PACKAGE TYPE	PART NO.

AMP INCORPORATED CUSTOMER SERVICE SYSTEMS

MAX RECOMMENDED OPERATING
TEMPERATURE:
105°C [221°F]

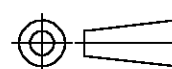
VOLTAGE RATING:
600V MAX
(1000V FIXTURE OR SIGN)

CIRCULAR MIL AREA:
0.26-1.65mm² [509-3260]
SOLID OR STRANDED

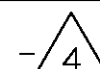
THIS DRAWING IS A CONTROLLED DOCUMENT FOR
AMP INCORPORATED. IT IS SUBJECT TO CHANGE
AND THE CONTROLLING ENGINEERING ORGANIZATION
SHOULD BE CONTACTED FOR THE LATEST REVISION.

THIS DRAWING IS A CONTROLLED DOCUMENT.

DIMENSIONS:
MM [INCHES]



MATERIAL



TOLERANCES UNLESS
OTHERWISE SPECIFIED:

0 PLC ± -
1 PLC ± -
2 PLC ± 0.20 [.008]
3 PLC ± -
4 PLC ± -
ANGLES ± -

FINISH

TIN PER ASTM B545

DWN 08/06/92

DK SCHRUM

CHK 11/10/92

RE HERSEY

APVD 11/10/92

M BARNABA

PRODUCT SPEC

UL 486A

APPLICATION SPEC

WEIGHT -

CUSTOMER DRAWING

tyco
Electronics

Tyco Electronics Corporation
Harrisburg, Pa 17105-3608

NAME
TERMINAL, RING TONGUE, PLASTI-GRIP,
WIRE SIZE, 22-16 AWG

SIZE CAGE CODE DRAWING NO RESTRICTED TO
A3 00779 C-32953

SCALE 4:1 SHEET 1 OF 1 REV J

Mouser Electronics

Authorized Distributor

Click to View Pricing, Inventory, Delivery & Lifecycle Information:

[TE Connectivity:](#)

[2-32953-1](#)