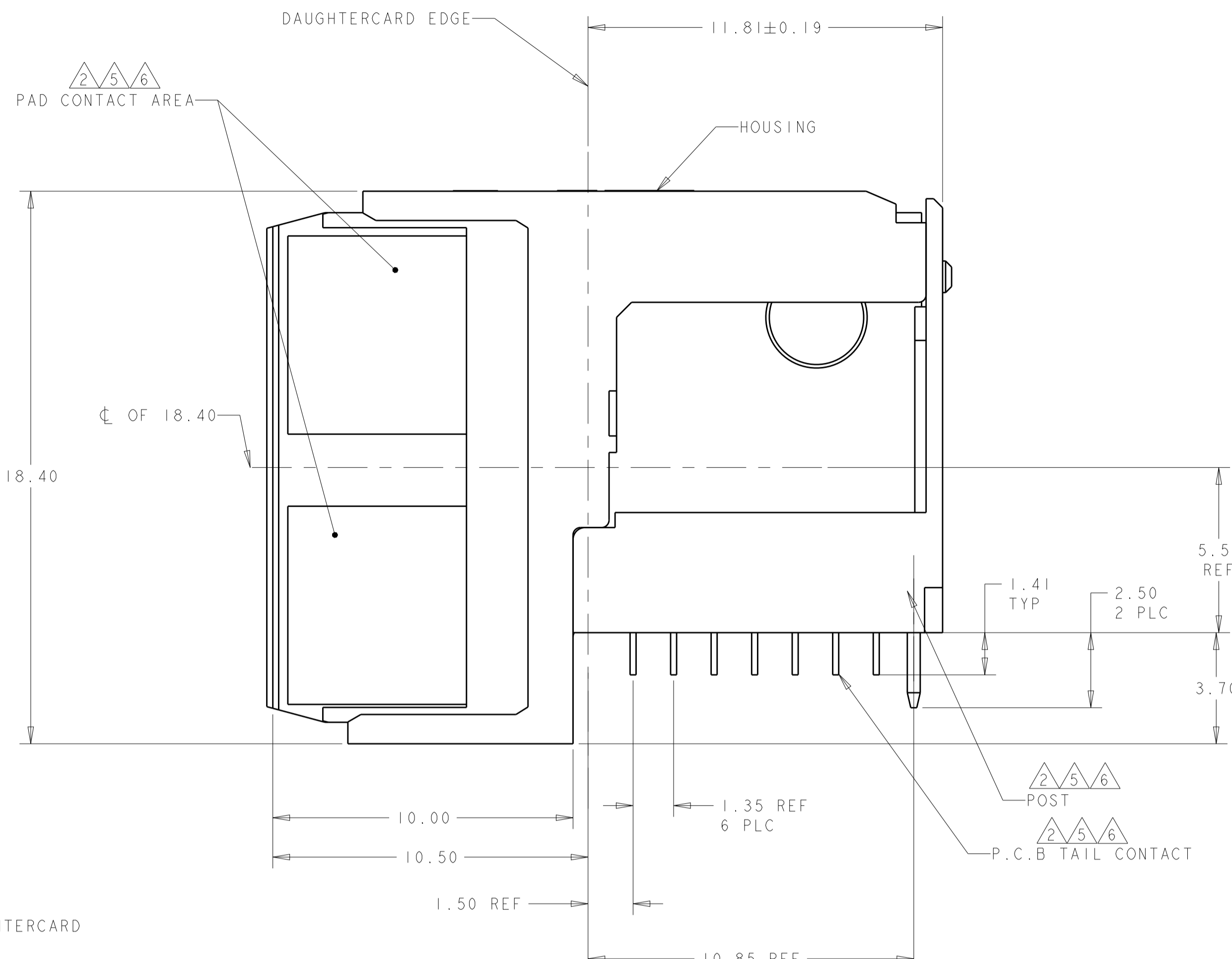
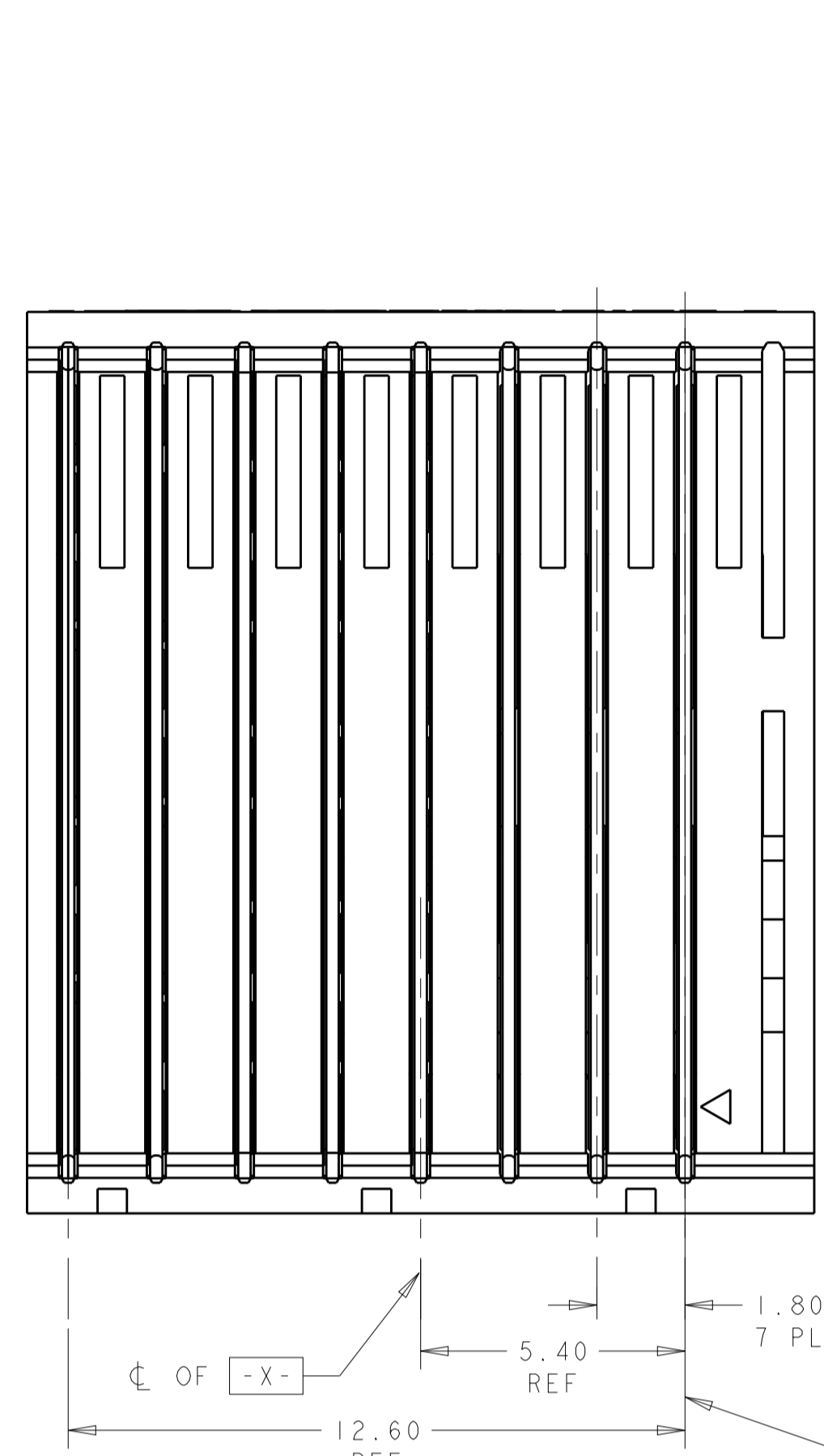


REVISIONS				
P	LTN	DESCRIPTION	DATE	APP'D
E		REV PER ECO 20-002093	2-17-20	CT DH



- ① HOUSING: LCP, UL94V0, COLOR: BLACK.  
CONTACT: PHOSPHOR BRONZE.  
POST: BRASS WIRE
- ② CONTACT: 1.27µm MIN GOLD IN PAD CONTACT AREA, 1.27µm MIN TIN-LEAD ON PCB TAIL OVER 1.27µm MIN. NICKEL OVER ALL.  
POST: 1.27µm MIN NICKEL PLATED.
- ③ PLATED THROUGH HOLE PER 114-13056, FIGURE 4
- ④ SEE TABLE I FOR INTERCONNECTIONS TO BACKPLANE CONNECTOR.
- ⑤ CONTACT: 1.27µm MIN GOLD IN PAD CONTACT AREA, 1.27µm MIN TIN ON PCB TAIL OVER 1.27µm MIN. NICKEL OVER ALL.  
POST: 1.27µm MIN NICKEL PLATED.
- ⑥ CONTACT: 1.27µm MIN GOLD IN PAD CONTACT AREA, 1.27µm MIN TIN-LEAD (60/40) ON PCB TAIL OVER 1.27µm MIN. NICKEL OVER ALL.  
POST: 1.27µm MIN NICKEL PLATED.

TABLE I  
INTERCONNECTIONS WITH BACKPLANE CONNECTOR 2102735-1

TYPICAL INTERCONNECTIONS FOR COLUMN (WAFER): 8

CONTACT USAGE	DAUGHTERCARD CONNECTOR PIN	BACKPLANE CONNECTOR PIN
SIGNAL PAIR	bx	cx
SIGNAL PAIR	cx	dx
SIGNAL PAIR	ex	gx
SIGNAL PAIR	fx	hx
GROUND	ax, dx, gx, (ALL COMMONED)	ax, bx, ex, fx, ix

TYPICAL INTERCONNECTIONS FOR COLUMN (WAFER): 7

CONTACT USAGE	DAUGHTERCARD CONNECTOR PIN	BACKPLANE CONNECTOR PIN
SIGNAL PAIR	ax	ax
SIGNAL PAIR	bx	bx
SIGNAL PAIR	dx	ex
SIGNAL PAIR	ex	fx
SIGNAL	gx	ix
GROUND	cx, fx (ALL COMMONED)	cx, dx, gx, hx

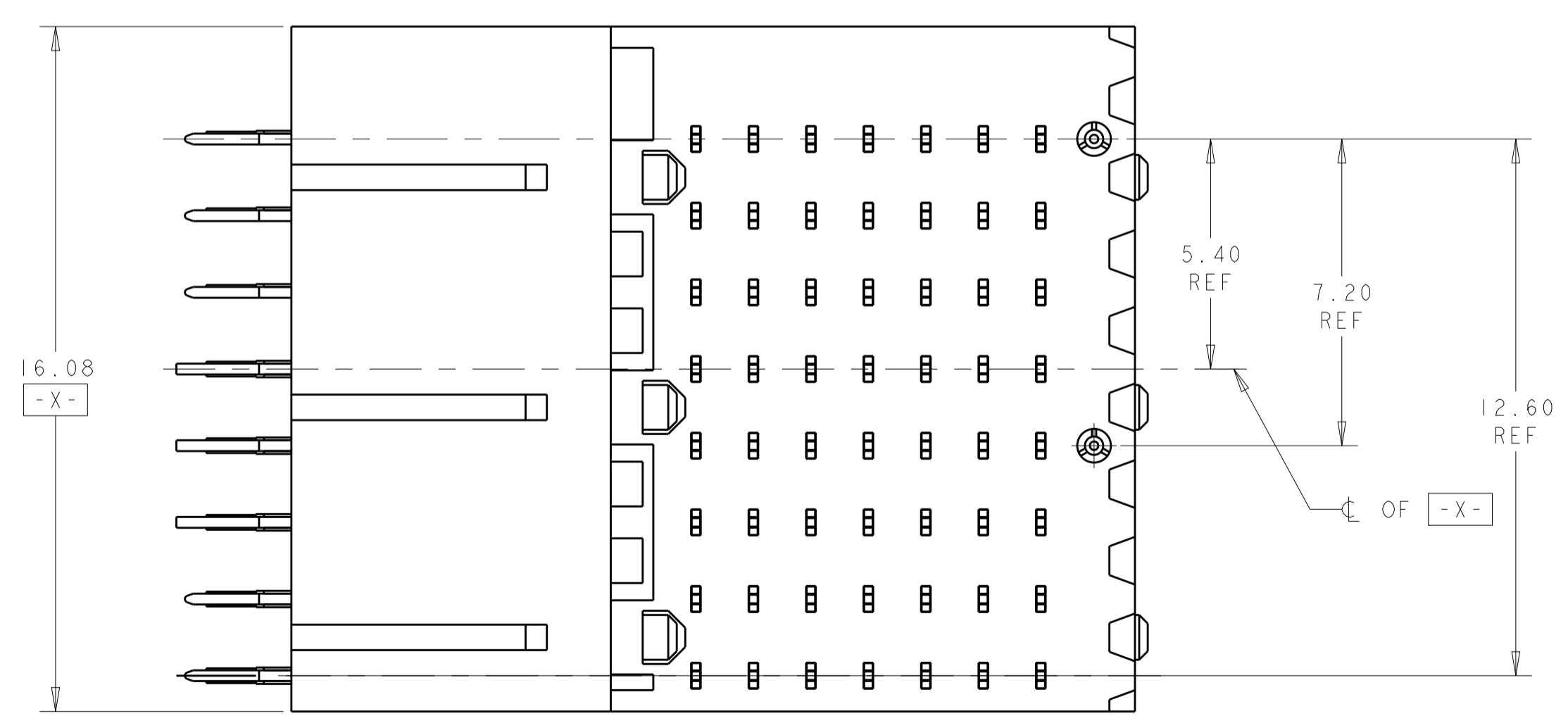
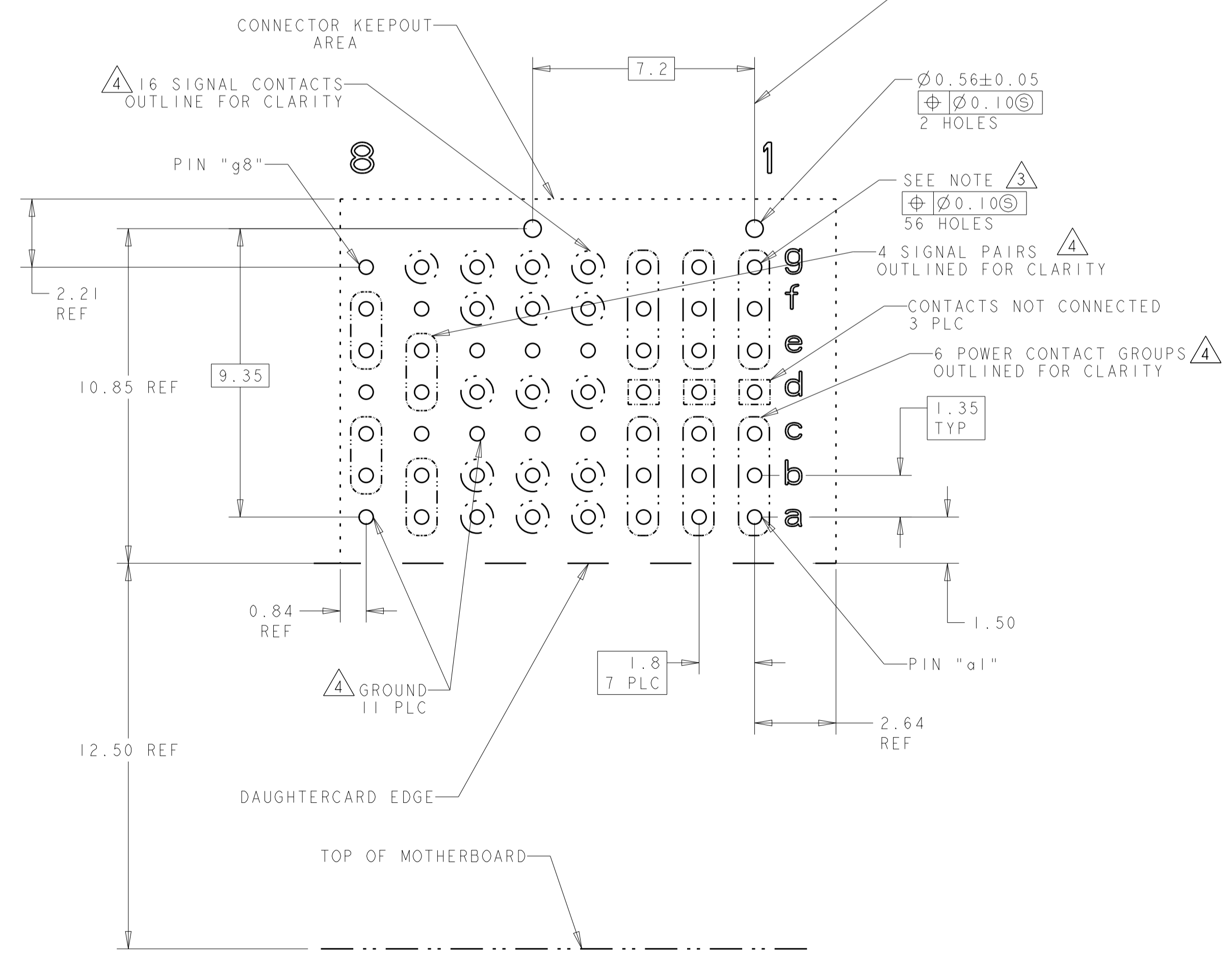
TYPICAL INTERCONNECTIONS FOR EACH COLUMN (WAFER): 4,5,6

CONTACT USAGE	DAUGHTERCARD CONNECTOR PIN	BACKPLANE CONNECTOR PIN
SIGNAL	ax	bx
SIGNAL	bx	cx
SIGNAL	dx	ex
SIGNAL	fx	gx
SIGNAL	gx	hx
GROUND	cx, ex, (ALL COMMONED)	ax, dx, fx, ix

TYPICAL INTERCONNECTIONS FOR EACH COLUMN (WAFER): 1,2,3

CONTACT USAGE	DAUGHTERCARD CONNECTOR PIN	BACKPLANE CONNECTOR PIN
POWER	ax, bx, cx	ax, bx, cx, dx
POWER	ex, fx, gx	fx, gx, hx, ix
NOT CONNECTED	dx	ex

NOTE: "x" DESIGNATES THE COLUMN NUMBER



PC BOARD LAYOUT (CONNECTOR SIDE)  
SCALE 8:1

THIS DRAWING IS A CONTROLLED DOCUMENT.

DIMENSIONS:	TOLERANCES UNLESS OTHERWISE SPECIFIED:	OWN: R. MILLER 04OCT2011	CHK: K. THACKSTON 12JAN2012	APVD: M. McALONIS 15SEP2012
mm	0 PLC ±0.5 2 PLC ±0.5 3 PLC ±0.13 4 PLC ±0.13 ANGLES ±1°	NAME: RIGHT-ANGLE PLUG ASSEMBLY, 7 ROW HALF LEFT END, 20.3mm, MULTIGIG RT 2-R, DAUGHTERCARD CONNECTOR, VITA 46	PRODUCT SPEC: 108-2072	APPLICATION SPEC: 114-13056
MATERIAL:	FINISH:	SIZE: 114-13056	WEIGHT: 5.41g	SCALE: 8:1
SEE TABLE	CUSTOMER DRAWING	100779	2102772	SHEET 1 OF 1

TE Connectivity

# Mouser Electronics

Authorized Distributor

Click to View Pricing, Inventory, Delivery & Lifecycle Information:

[TE Connectivity:](#)

[2102772-2](#)