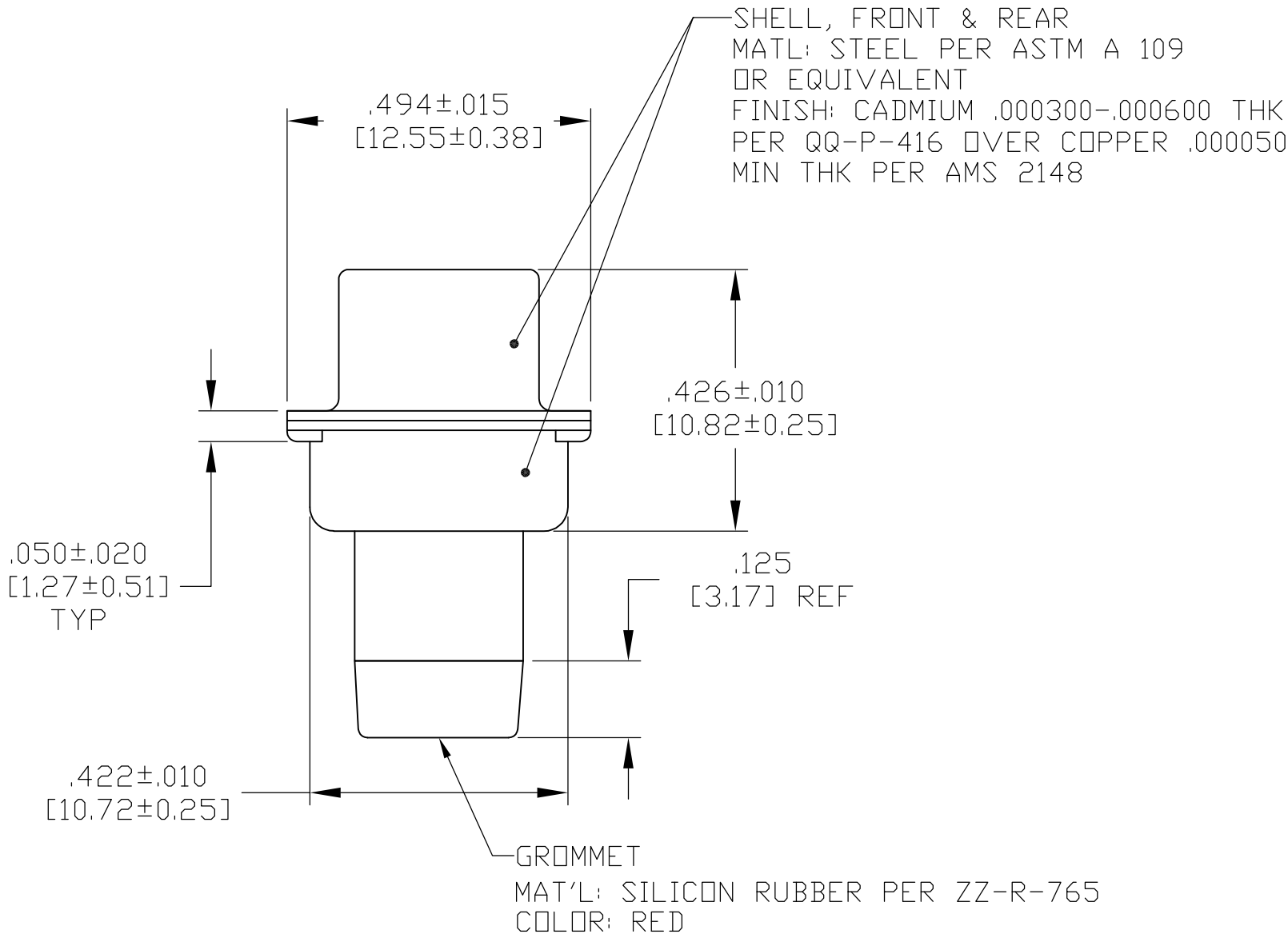
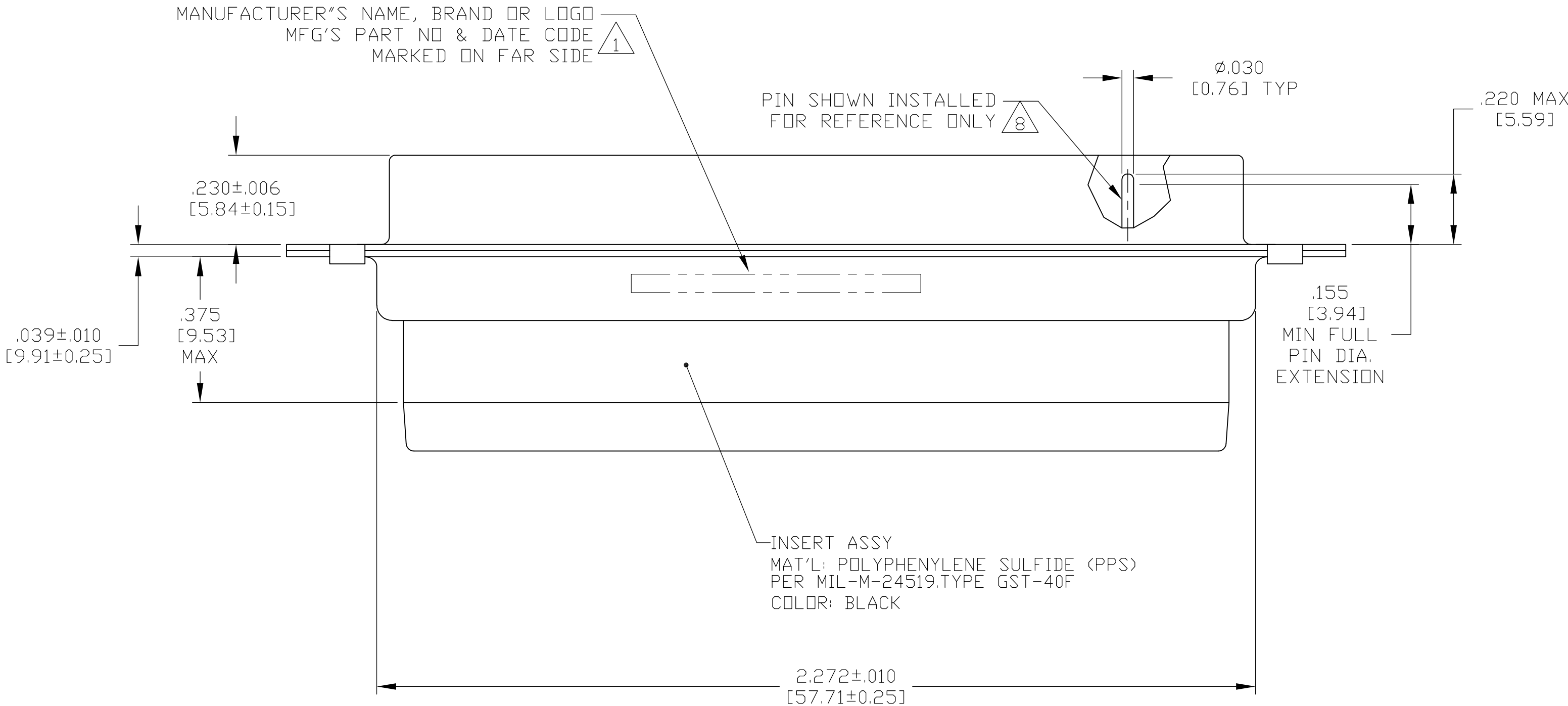
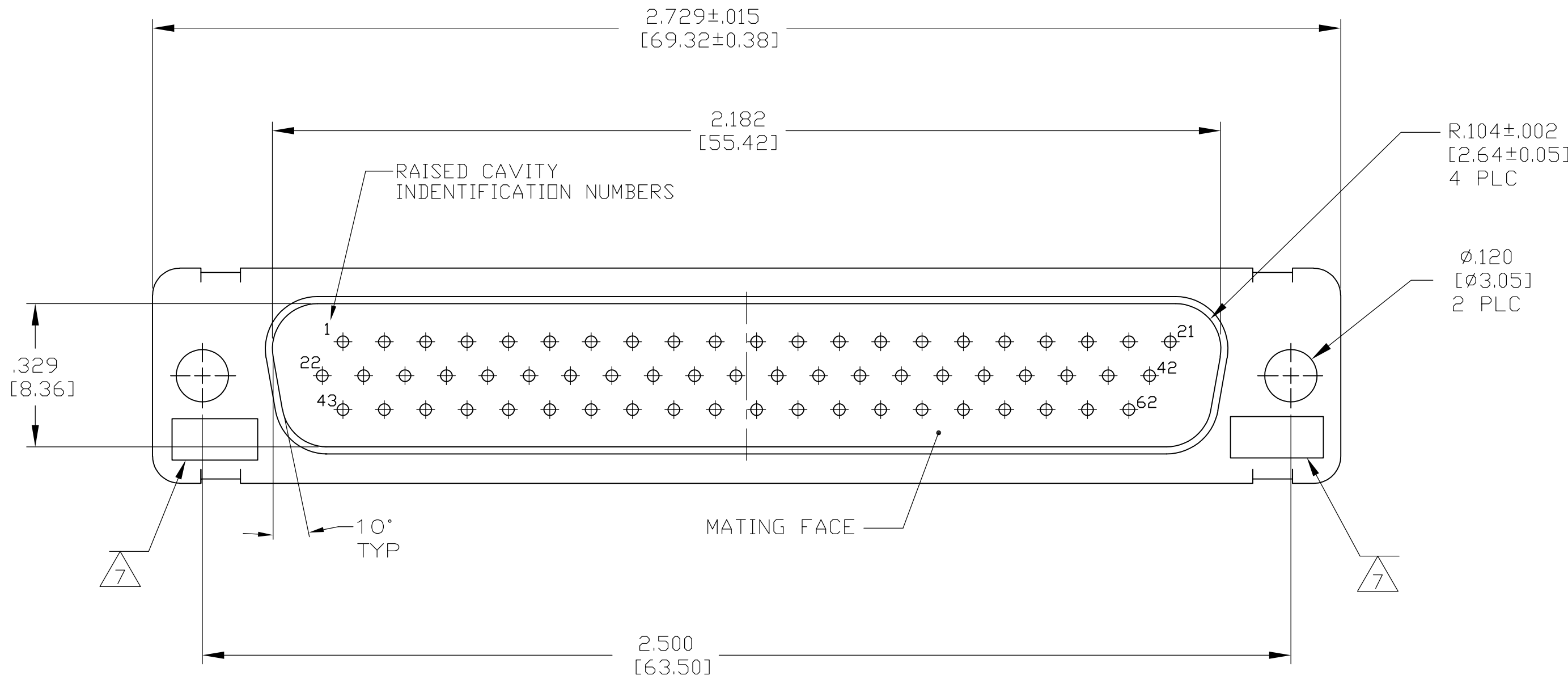


LOC		DIST		REVISIONS					
—		—		P	LTR	DESCRIPTION	DATE	DWN	APVD
					C	REV OER ECO-10-013916	06JUL10	PY	RL

- 1 MARKED WITH .047 [1.19] HIGH CHARACTERS. FAR SIDE REFERS TO WIDE SIDE OF KEYSTONE, NEAR SIDE REFERS TO NARROW SIDE OF KEYSTONE.
2. THIS ASSEMBLY IS DESIGNED TO CONFORM TO THE LATEST ISSUE OF MIL-C-24308.
3. MAXIMUM WIRE INSULATION USED WITH THIS CONNECTOR IS .054 [1.37] DIAMETER WITH GROMMET
4. METAL RETENTION CLIPS ARE INCLUDED IN INSERTS.
5. THIS PLUG WILL MATE WITH ANY RECEPTACLE CONNECTOR WITH THE SAME INSERT ARRANGEMENT.
6. EPOXY IS APPLIED BETWEEN FRONT & REAR SHELLS AND INSERT.
- 7 UL/CSA DESIGNATION STAMPED IN THIS AREA.
- 8 FOR CONNECTOR ASSEMBLIES WITH OUT CONTACTS, TE PART NO. 204370-2, MUST BE ORDERED SEPARATELY.
9. FOR CONTACT CRIMPING AND CONTACT INSTALLATION AND REMOVAL REFER TO TE I.S. 408-7516.
- 10 GROUNDING INDENTS ON FRONT SHELL. (NOT SHOWN)



PRELIMINARY	10	2101592-2
	--	2101592-1
	REMARKS	PART NO.

THIS DRAWING IS A CONTROLLED DOCUMENT.		DWN C.C.THOMAS 3-6-10	Tyco Electronics Corporation Harrisburg, PA 17105-3608	
DIMENSIONS: INCHES [mm]		CHK R. LEASE 3-6-10	NAME	
TOLERANCES UNLESS OTHERWISE SPECIFIED:		APVD R. LEASE 3-6-10	KIT, PLUG ASSY, SIZE 4.62 POSN., SERIES 90, AMPLIMITE WITH IF SEAL AND GROMMET	
0 PLC ± .005 [0.13]		PRODUCT SPEC	SIZE	
1 PLC ± .005 [0.13]		APPLICATION SPEC	CAGE CODE	
2 PLC ± .005 [0.13]		WEIGHT	DRAWING NO	
3 PLC ± .005 [0.13]		CUSTOMER DRAWING	RESTRICTED TO	
4 PLC ± .005 [0.13]		SCALE	SHEET	
ANGLES		4:1	1 OF 1	
MATERIAL SEE CALLOUTS		REV	C	
SEE CALLOUTS				

# Mouser Electronics

Authorized Distributor

Click to View Pricing, Inventory, Delivery & Lifecycle Information:

[TE Connectivity:](#)

[2101592-2](#)