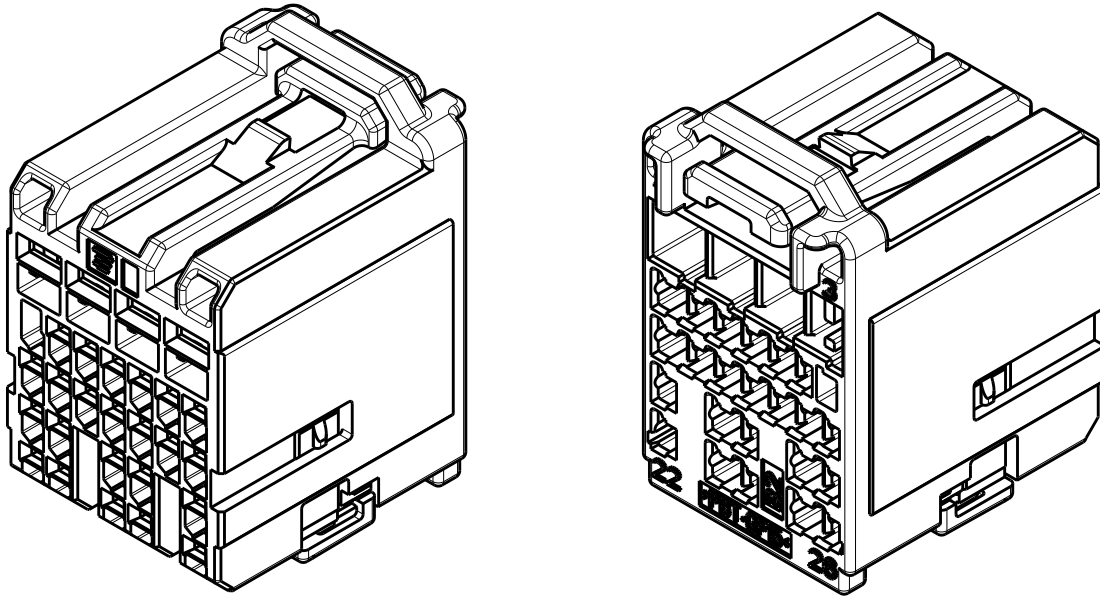
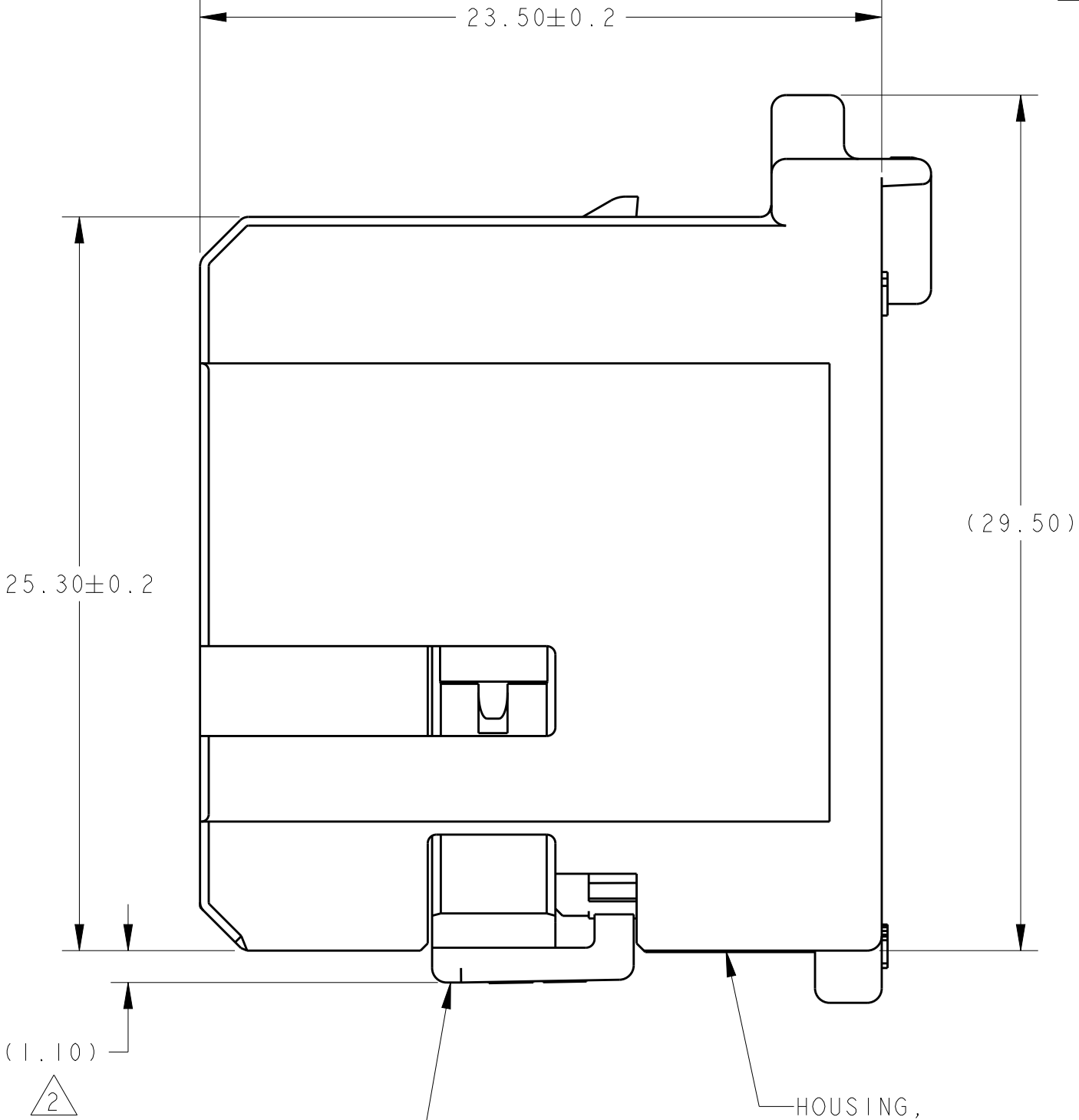
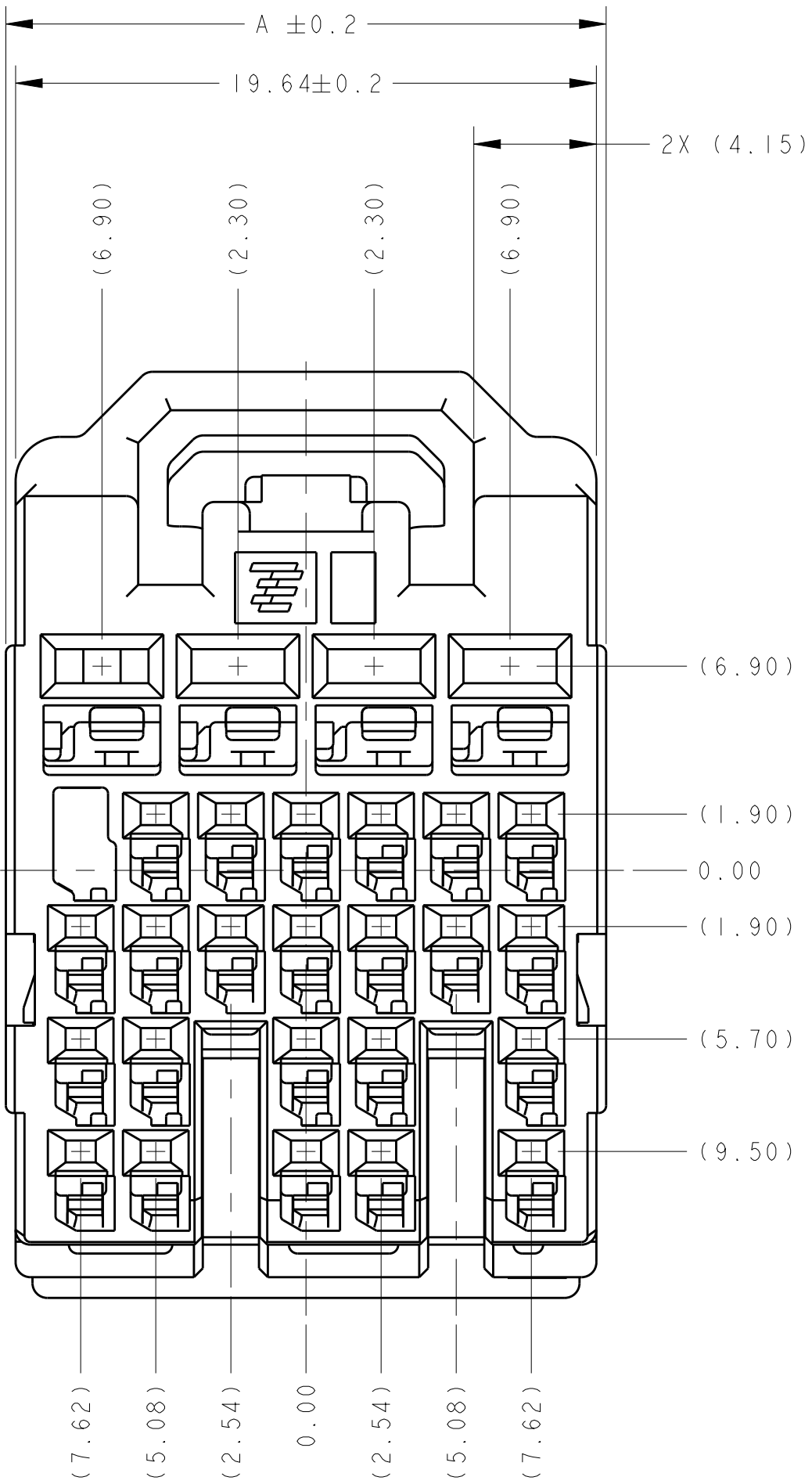


LOC		DIST		REVISIONS				
IN	00	P	LTR	DESCRIPTION	DATE	DWN	APVD	
		B		REVISED PER ECO-11-019475	31OCT2011	DLD	CJS	
		B1		REVISED PER ECO-12-012796	19JUL2012	DLD	CJS	
		C		REVISED PER ECO-12-017192	01NOV2012	DLD	CJS	



ISOMETRIC VIEWS
SCALE 2:1

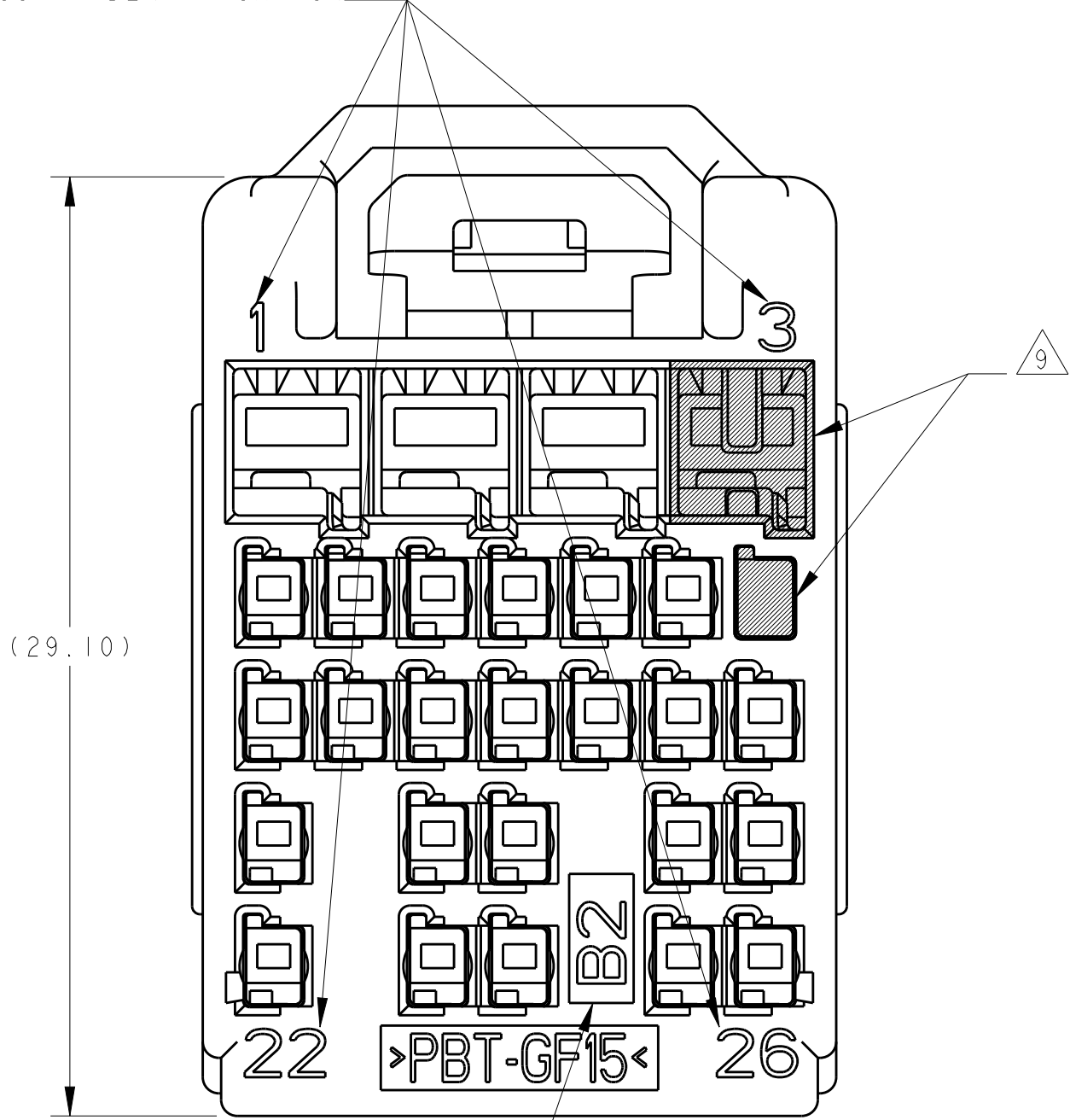
- 2098067-6 SHOWN, SEE PART NUMBER TABLE AND CIRCUIT AND KEYING ARRANGEMENT VIEWS TABLE ON SHEET 2.
- SECONDARY LOCK PLATE TO BE SHIPPED IN STAGED POSITION. SHOULD SECONDARY LOCK PLATE BECOME ENGAGED, PLEASE SEE INSTRUCTION SHEET 408-10318 FOR DIRECTION ON DISENGAGING THE SECONDARY LOCK PLATE.
- SIGNAL TERMINALS, TE GENERATION Y, DRAWING NO. 1924727.
- USE WITH POWER TERMINALS, SUMITOMO US280, PART NUMBERS 8100-4443, 8100-4444, 8100-4445.
- USE WITH MATING INTERFACE SHOWN ON TE DRAWING NUMBER 2098385.
- GMW3191 PERFORMANCE STANDARD, WHERE APPLICABLE, EXCEPT THE AVERAGE PRIMARY TERMINAL EXTRACTION FORCE TO BE EQUAL TO OR GREATER THAN 25N FOR THE 0.64 TERMINAL AND SECONDARY LOCK PLATE ENGAGE FORCE TO BE 48N MAX.
- TEMPERATURE CLASS 1, -40° C TO 85° C
- SEE "CIRCUIT AND KEYING ARRANGEMENT VIEWS" TABLE ON SHEET 2 FOR NUMERIC CHARACTERS.
- CROSSHATCHING INDICATES A BLOCKED CIRCUIT CAVITY. CAVITY WILL NOT ACCEPT TERMINAL INSERTION. SEE "CIRCUIT AND KEYING ARRANGEMENT VIEWS" ON SHEET 2.



HOUSING,
MAT'L: PBT, COLOR - SEE TABLE
QTY:1

SECONDARY LOCK
MAT'L: PBT, COLOR - RED
QTY:1

8 CIRCUIT IDENTIFICATION



CONNECTOR
IDENTIFICATION
SEE TABLE

PARTITIONED	GREEN	CL	N/A	1-2098067-7
PARTITIONED	GRAY	B2	20.30	1-2098067-6
PARTITIONED	PINK	B1	20.30	1-2098067-5
PARTITIONED	BROWN	U2	20.30	1-2098067-4
PARTITIONED	BLACK	U1	20.30	1-2098067-3
PARTITIONED	BLUE	IP2	20.30	1-2098067-2
PARTITIONED	NATURAL	IPI	20.30	1-2098067-1
BULK	GREEN	CL	N/A	2098067-7
BULK	GRAY	B2	20.30	2098067-6
BULK	PINK	B1	20.30	2098067-5
BULK	BROWN	U2	20.30	2098067-4
BULK	BLACK	U1	20.30	2098067-3
BULK	BLUE	IP2	20.30	2098067-2
BULK	NATURAL	IPI	20.30	2098067-1
PACKAGING	HOUSING COLOR	CONNECTOR IDENTIFICATION	DIM A	PART NUMBER

THIS DRAWING IS A CONTROLLED DOCUMENT.		DWN: JR SHUEY 02APR2009	TE Connectivity	
DIMENSIONS:		CHK: GM MARTIN 02APR2009		
mm		APVD: GM MARTIN 02APR2009		
TOLERANCES UNLESS OTHERWISE SPECIFIED:		NAME		
0 PLC ±		PRODUCT SPEC	PLUG ASSEMBLY, UNSEALED HYBRID, A BCM	
1 PLC ±		APPLICATION SPEC		
2 PLC ±		WEIGHT		
3 PLC ±		Customer Drawing		
4 PLC ±		SCALE 5:1	SHEET 1 OF 2	
ANGLES		REV C		
FINISH				
MATERIAL SEE CALLOUT				

Mouser Electronics

Authorized Distributor

Click to View Pricing, Inventory, Delivery & Lifecycle Information:

[TE Connectivity:](#)

[2098067-4](#)