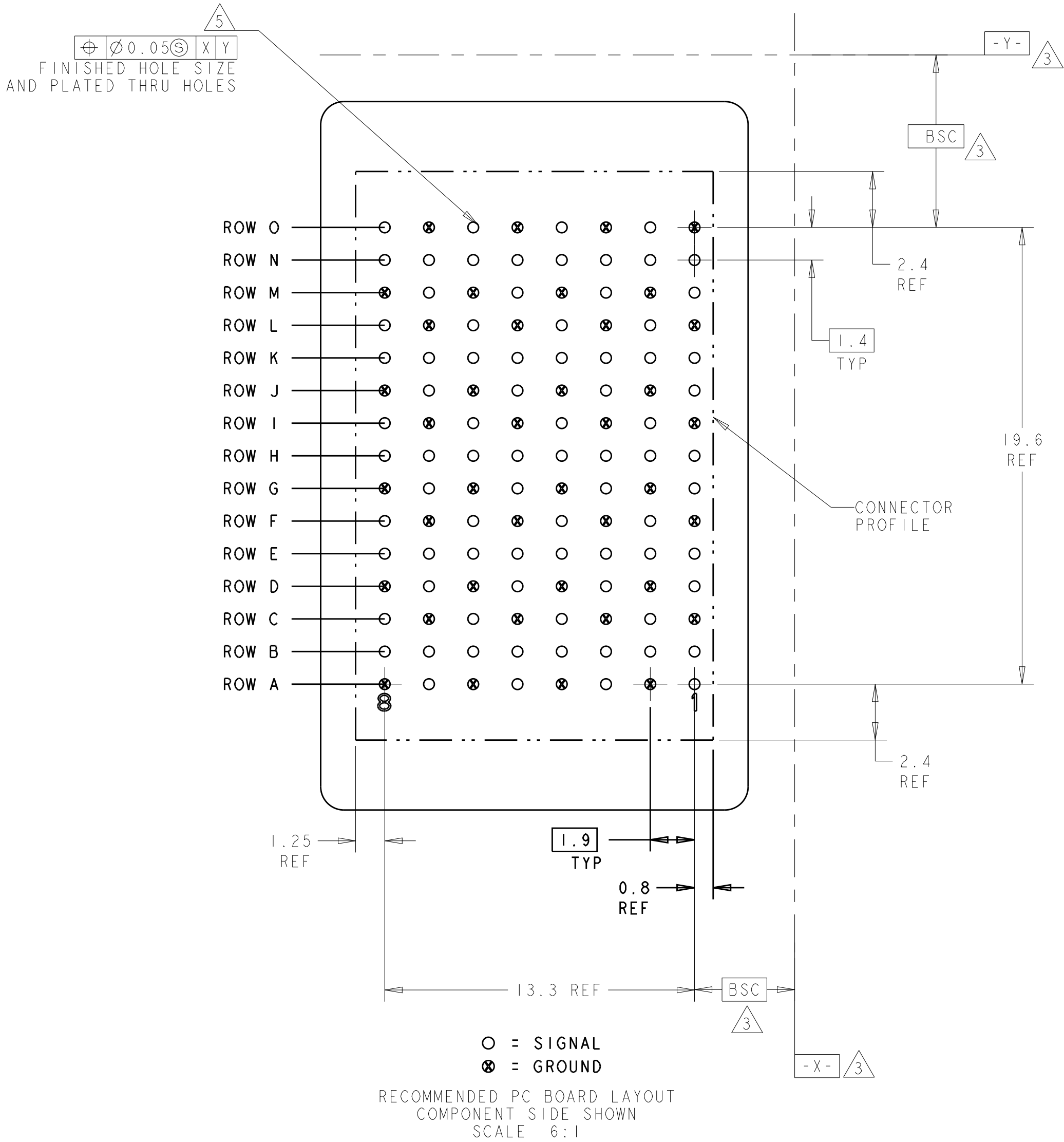

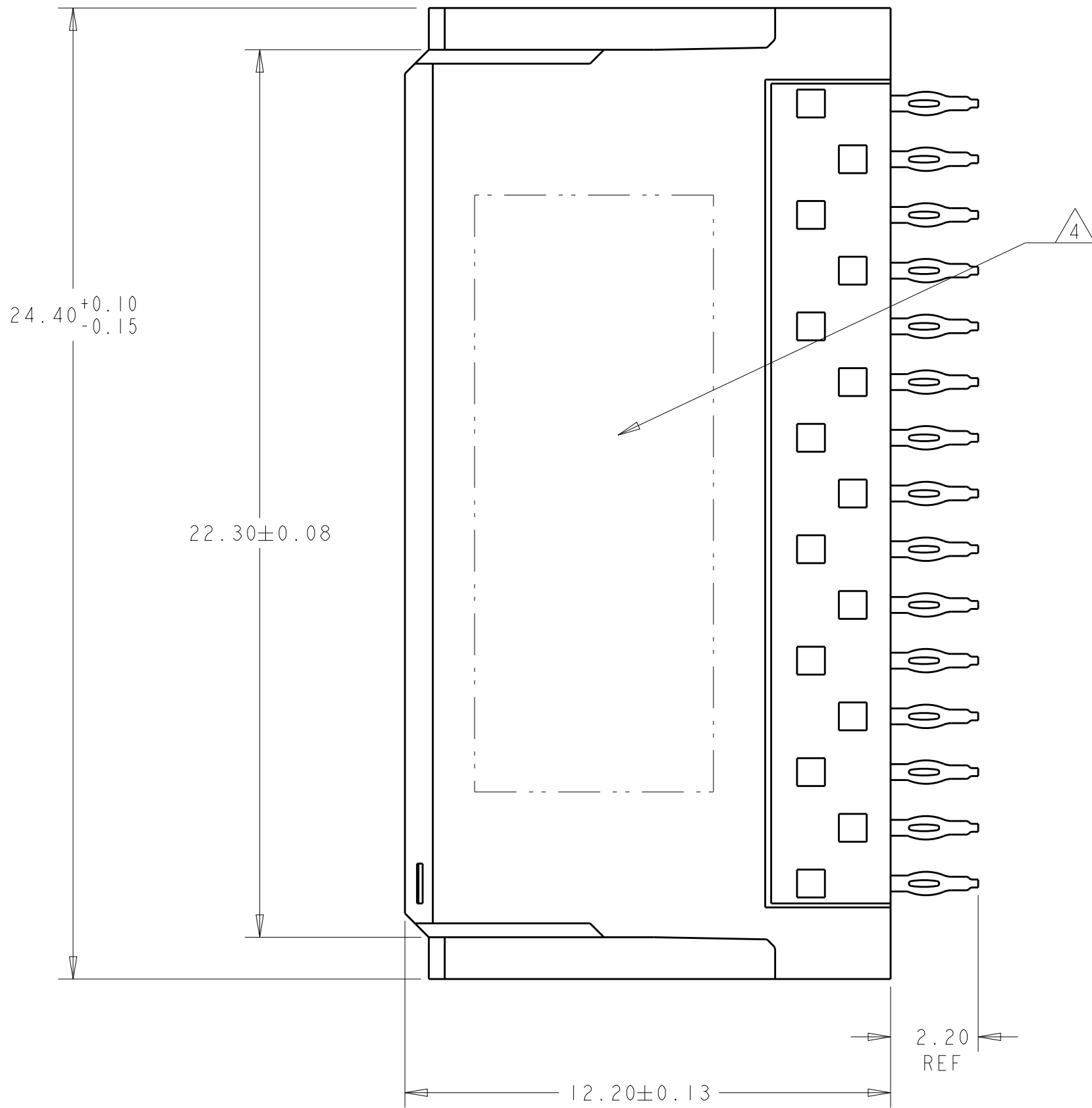
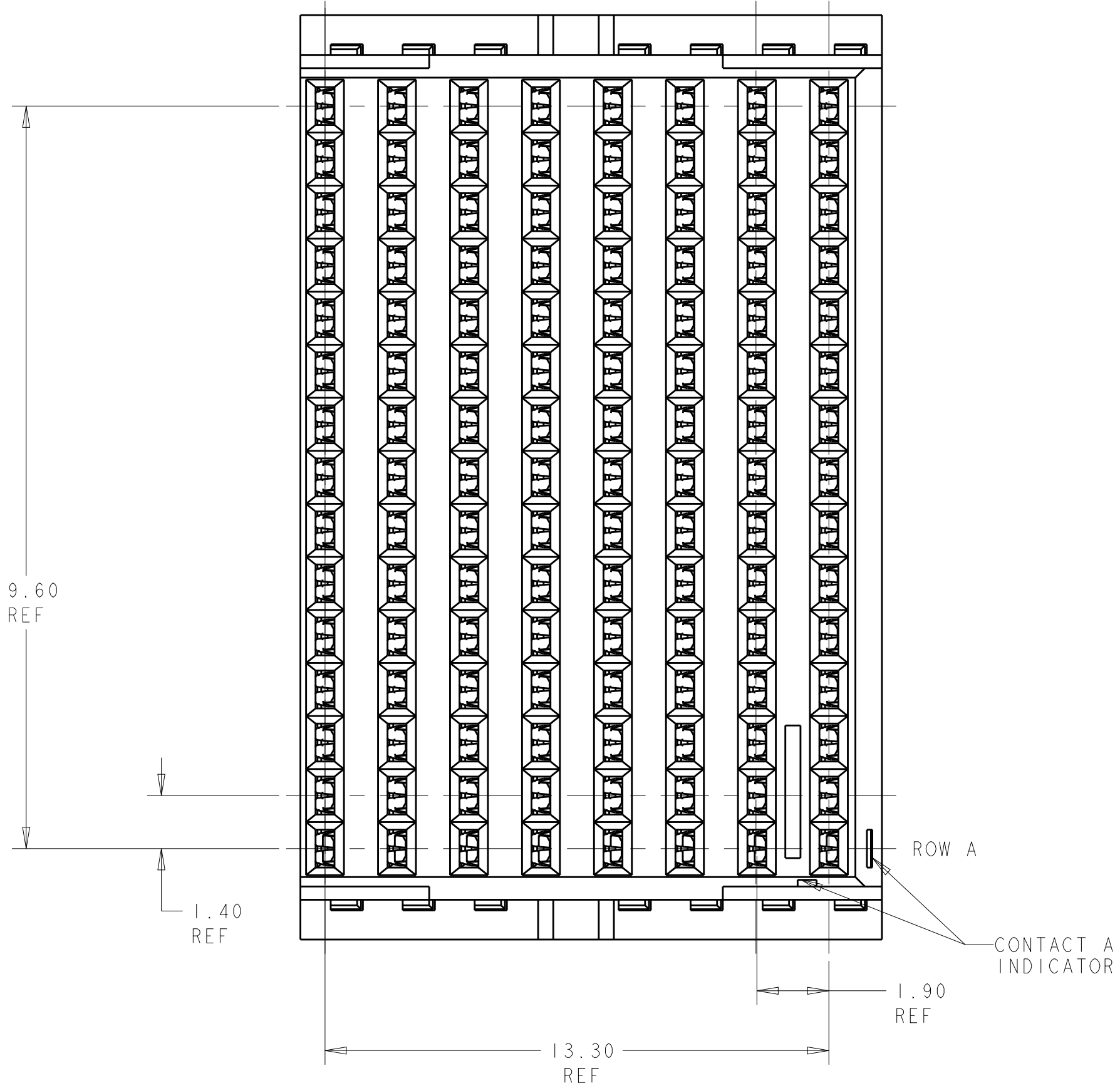


REVISIONS					
P	LTR	DESCRIPTION	DATE	DWN	APVD
5		REVISED	21SEP2010	JKS	CR
A		REVISED PER ECO-16-002858	04MAR2016	AP	RP
B		REVISED PER ECO-16-012215	18AUG2016	AP	RP
C		REVISED PER ECO-19-012987	30AUG2019	AP	SY



- 1 MATERIAL:
CONTACT - PHOS BRONZE
HOUSING & CHICKLET - LCP, UL 94V-0, COLOR - BLACK
- 2 FINISH: CONFORMS TO THE REQUIREMENTS OF TE PRODUCT SPECIFICATION, 108-2303-1; BASED ON TELCORDIA GR-1217-CORE FOR SYSTEM QUALITY LEVEL III, APPLICATIONS IN CONTROLLED ENVIRONMENTS (CENTRAL OFFICE). COMPLIANT PIN AREA - 0.5um MATTE TIN OVER 1.27um MIN NICKEL.
- 3 DATUMS AND BASIC DIMENSIONS ESTABLISHED BY CUSTOMER.
- 4 CONNECTOR MARKED ON EITHER SIDE OF HOUSING WITH PART NUMBER 85 OHM, AND DATE CODE IN APPROXIMATE AREA SHOWN
- 5 REFERENCE APPLICATION SPEC FOR RECOMMENDED PLATED THRU HOLE DIAMETER AND PLATING THICKNESS.
- 6 CONTACT AREA LUBRICATED WITH BELLCORE APPROVED LUBRICANT. TECHNICAL REFERENCE GR-1217-CORE, ISSUE 1, NOVEMBER 1995.
- 7 SHOWN LOGO OR OTHER TE OWNED LOGOS IN APPROXIAMATE AREA



1934949-1

PART NUMBER

THIS DRAWING IS A CONTROLLED DOCUMENT.		DWN W. SOUBREER 01MAY2008	TE Connectivity	
DIMENSIONS:		CHK C. RITTER 01MAY2008		
mm	TOLERANCES UNLESS OTHERWISE SPECIFIED:	APVD C. RITTER 01MAY2008	NAME	
	0 PLC	±"	PRODUCT SPEC	
	1 PLC	±"	108-2303-1	
	2 PLC	±"	APPLICATION SPEC	
	3 PLC	±"	114-13243	
	4 PLC	±"	SIZE	
	ANGLES	±"	CAGE CODE	
MATERIAL	FINISH	WEIGHT	DRAWING NO	
-	-	-	A100779	
CUSTOMER DRAWING		C=1934890.asm		RESTRICTED TO
		SCALE 8:1		SHEET 1 OF 1
				REV C

Mouser Electronics

Authorized Distributor

Click to View Pricing, Inventory, Delivery & Lifecycle Information:

[TE Connectivity:](#)

[1934949-1](#)