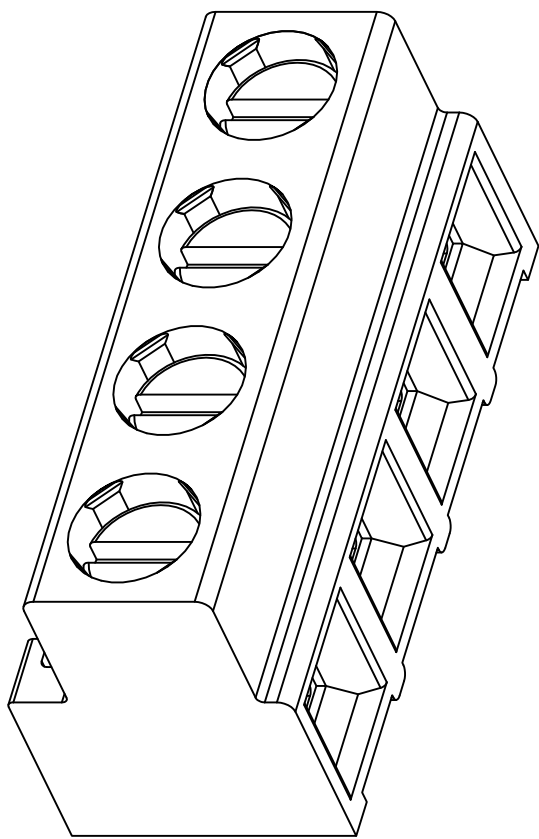
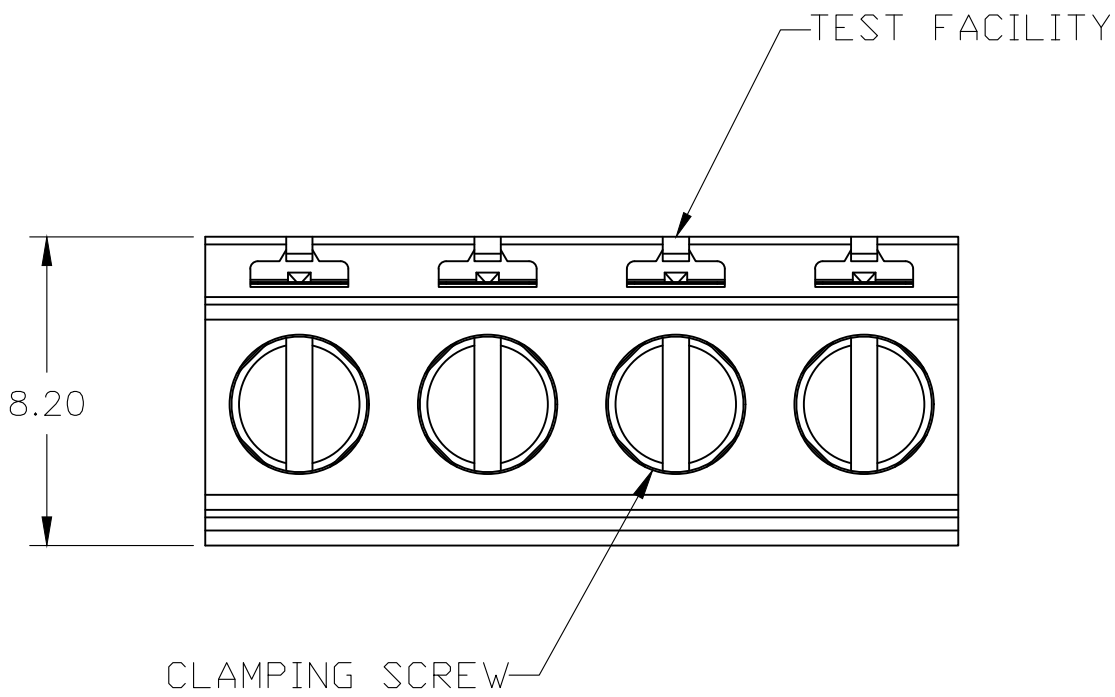

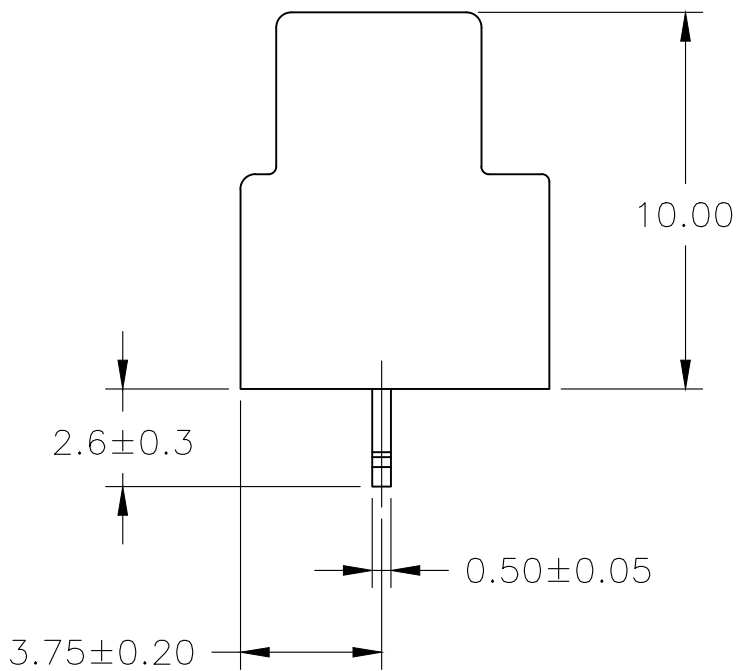
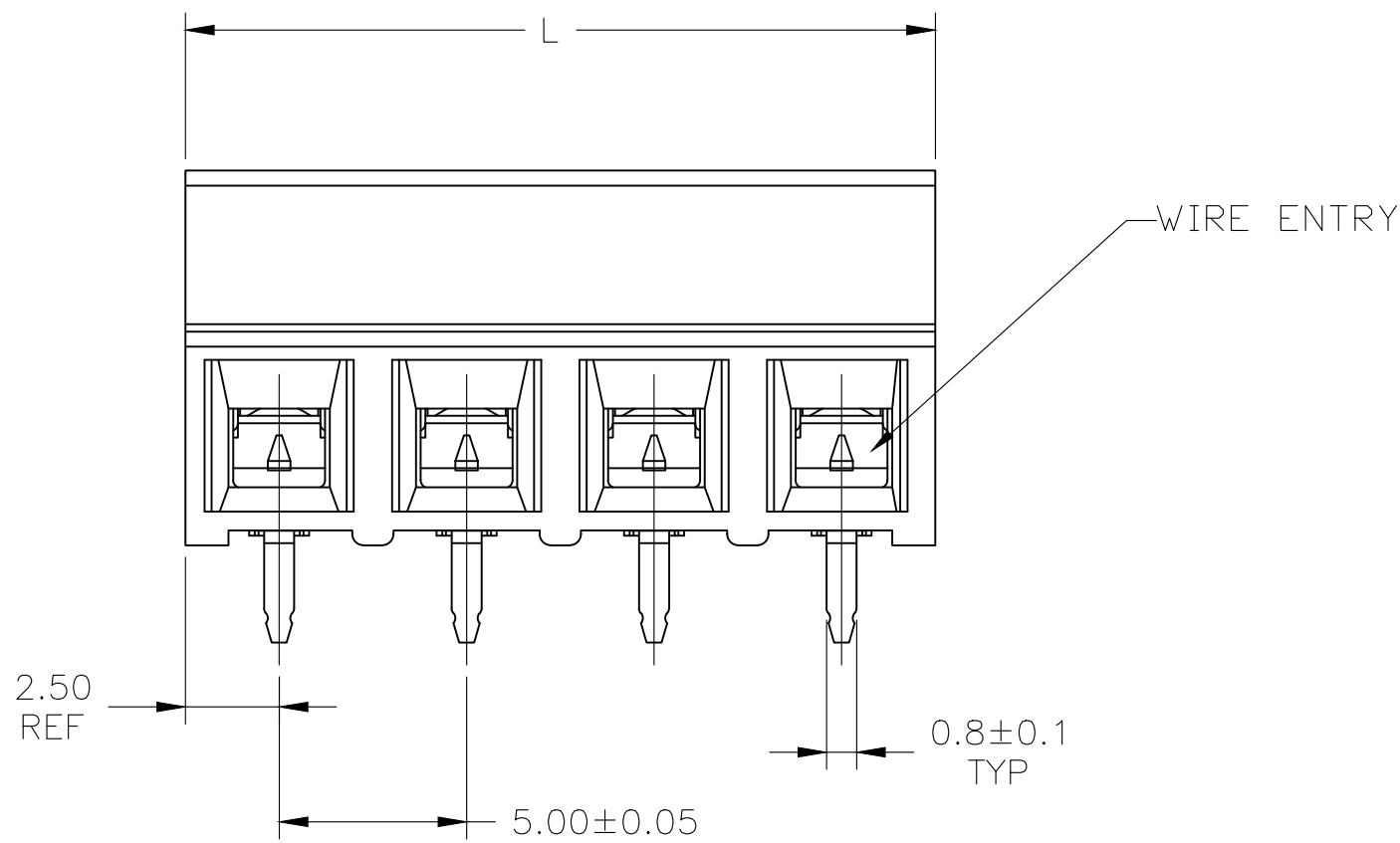


REVISIONS					
P	LTR	DESCRIPTION	DATE	DWN	APVD
	A2	PART STATUS UPDATED	11JAN2018	RK	PS



1776118-4 AS SHOWN

- 1 MATERIAL AND FINISH:
HOUSING: HIGH TEMP POLYAMIDE, UL 94V-0 RATED,
COLOR - BLACK
CLAMP: BRASS, NICKEL PLATED
TERMINAL: BRASS, TIN PLATED
CLAMPING SCREW: M3, BRASS, NICKEL PLATED
- 2 END-TO-END STACKABLE WITHOUT LOSS OF
CENTERLINE SPACING
- 3 WIRE SIZE RANGE: 16-28 AWG
- 4 RECOGNIZED UNDER THE COMPONENT PROGRAM OF
UNDERWRITERS LABORATORIES INC. FILE NO. E60677
- 5 IMQ CERTIFICATE WITH SURVEILLANCE IN COMFORMITY
WITH IEC 998-17998-2-1.



RECOMMENDED PC BOARD
LAYOUT

OBSOLETE	TAPE AND REEL	15.0	3	1-1776118-3
	-	40.0	8	1776118-8
	-	35.0	7	1776118-7
	-	30.0	6	1776118-6
	-	25.0	5	1776118-5
	-	20.0	4	1776118-4
	-	15.0	3	1776118-3
	-	10.0	2	1776118-2
PACKAGING		L.	NUMBER OF POSN.	PART NO.

THIS DRAWING IS A CONTROLLED DOCUMENT.		DWN JR RUTH 28OCT2010	TE Connectivity		
DIMENSIONS: mm		CHK C. RICHARD 28OCT10			
		APVD C. RICHARD 28OCT10	NAME TERMINAL BLOCK ASSEMBLY, PCB MOUNT, SIDE ENTRY WIRE, STACKING 5.00mm PITCH		
		PRODUCT SPEC			
MATERIAL		APPLICATION SPEC	SIZE A2		
		FINISH	CAGE CODE 00779		
			DRAWING NO C-1776118		
			RESTRICTED TO -		
			SCALE 5:1		
			SHEET 1 OF 1		
			REV A2		
			CUSTOMER DRAWING		

Mouser Electronics

Authorized Distributor

Click to View Pricing, Inventory, Delivery & Lifecycle Information:

[TE Connectivity:](#)

[1776118-4](#)