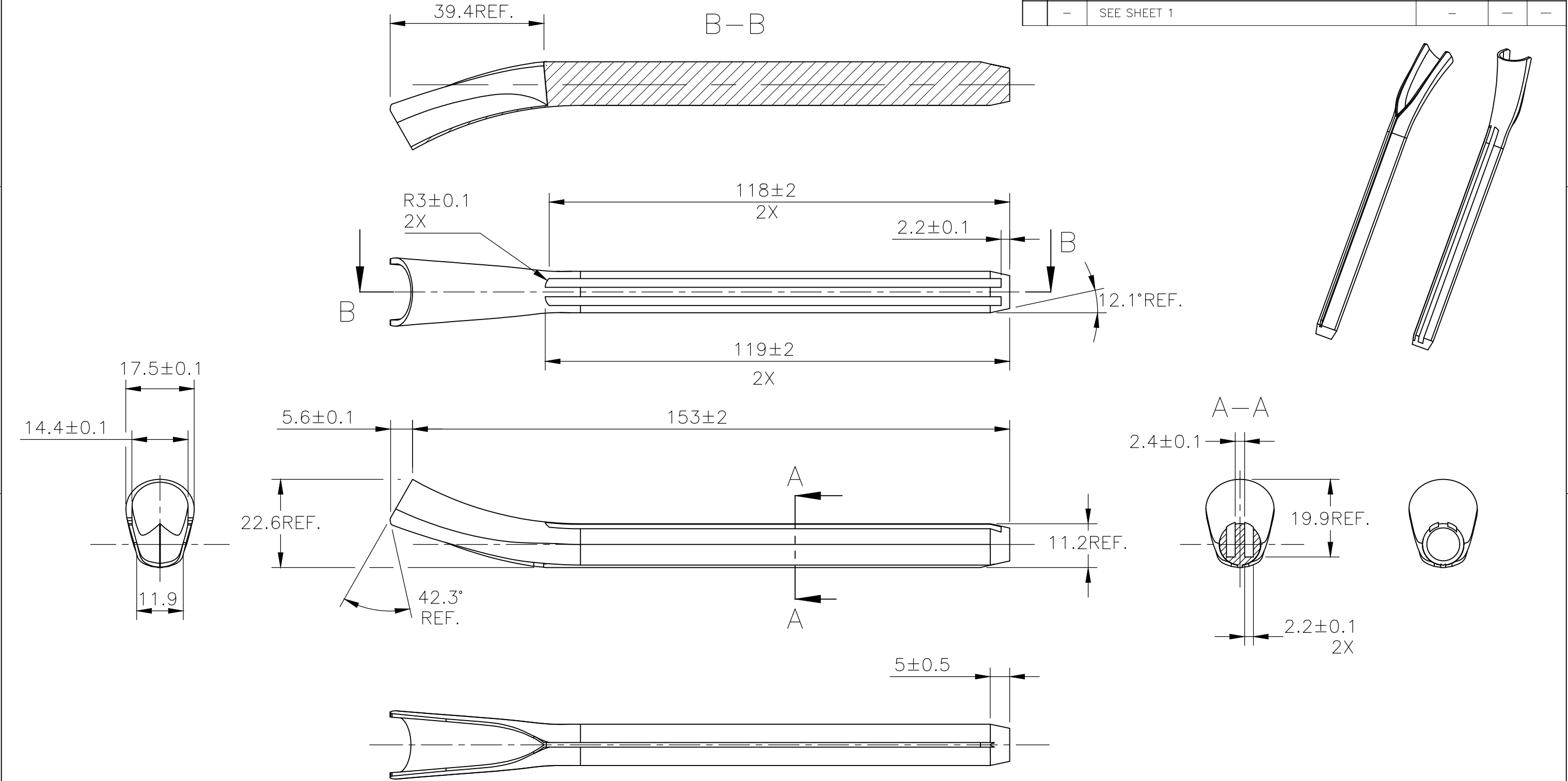



REVISIONS					
P	LTR	DESCRIPTION	DATE	DWN	APVD
	—	SEE SHEET 1	—	—	—



THIS DRAWING IS A CONTROLLED DOCUMENT.		DWN RAGHAVENDRA K 25MAR2013	 TE Connectivity		
		CHK KEAN ALAN 25MAR2013			
		APVD MARIO APPELLO 25MAR2013	NAME SNAP-ON MARKER STB/STD SIZE 21 WITH APPLICATOR		
		PRODUCT SPEC			
		APPLICATION SPEC			
		WEIGHT	SIZE A3	CAGE CODE C2290	RESTRICTED TO —
		CUSTOMER DRAWING	DRAWING NO C-1768047-5	SCALE NTS	REV 3
			SHEET 2 OF 3		

REVISIONS


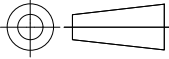
P	LTR	DESCRIPTION	DATE	DWN	APVD
	—	SEE SHEET 1	—	—	—

DESCRIPTION	PART NO.
STB21-BLANK-0	5-1768040-0
STB21-BLANK-2	5-1768040-2
STB21-BLANK-6	5-1768040-5
STB21-BLANK-8	5-1768040-7
STD21-APPLICATOR	1768047-5
STD21W-0	1768047-6
STD21W-1	303184-000
STD21W-2	563918-000
STD21W-3	884468-000
STD21W-4	666714-000
STD21W-5	263556-000
STD21W-6	557678-000
STD21W-7	375434-000
STD21W-8	871050-000
STD21W-9	025278-000
STD21W-A	138262-000
STD21W-B	846224-000
STD21W-BLANK	1768047-9
STD21W-C	315560-000
STD21W-D	937516-000
STD21W-DOT	1-1768047-2
STD21W-E	398254-000
STD21W-EARTH	1-1768047-3
STD21W-F	150770-000
STD21W-G	415068-000
STD21W-H	872820-000
STD21W-I	091456-000
STD21W-J	210862-000

DESCRIPTION	PART NO.
STD21W-K	236972-000
STD21W-L	144498-000
STD21W-M	151926-000
STD21W-MINUS	2-1768047-0
STD21W-N	148398-000
STD21W-P	852494-000
STD21W-PLUS	2-1768047-3
STD21W-Q	085934-000
STD21W-R	962458-000
STD21W-S	251560-000
STD21W-SLASH	764286-000
STD21W-T	650510-000
STD21W-U	461542-000
STD21W-V	023470-000
STD21W-W	034464-000
STD21W-X	316680-000
STD21W-Y	882830-000
STD21W-Z	475522-000
STD21Y-0	2-1768047-5
STD21Y-1	2-1768047-6
STD21Y-2	2-1768047-7
STD21Y-3	2-1768047-8
STD21Y-4	2-1768047-9
STD21Y-5	3-1768047-0
STD21Y-6	3-1768047-1
STD21Y-7	3-1768047-2
STD21Y-8	3-1768047-3
STD21Y-9	3-1768047-4

DESCRIPTION	PART NO.
STD21Y-A	3-1768047-5
STD21Y-B	3-1768047-8
STD21Y-BLANK	3-1768047-9
STD21Y-C	4-1768047-1
STD21Y-D	4-1768047-3
STD21Y-DOT	4-1768047-5
STD21Y-E	4-1768047-6
STD21Y-EARTH	4-1768047-7
STD21Y-F	4-1768047-9
STD21Y-G	5-1768047-1
STD21Y-H	5-1768047-3
STD21Y-I	5-1768047-5
STD21Y-J	5-1768047-6
STD21Y-K	5-1768047-7
STD21Y-L	5-1768047-9
STD21Y-M	6-1768047-1
STD21Y-MINUS	6-1768047-2
STD21Y-N	6-1768047-4
STD21Y-P	6-1768047-6
STD21Y-PLUS	6-1768047-7
STD21Y-Q	6-1768047-8
STD21Y-R	6-1768047-9
STD21Y-S	7-1768047-1
STD21Y-SLASH	7-1768047-2
STD21Y-T	7-1768047-3
STD21Y-U	7-1768047-4
STD21Y-V	7-1768047-5
STD21Y-W	7-1768047-6
STD21Y-X	7-1768047-7

DESCRIPTION	PART NO.
STD21Y-Y	7-1768047-8
STD21Y-Z	7-1768047-9
STB21-2-2	4-1768040-4
STB21-BLANK-3	5-1768040-3
STD21W-COLON	094158-000
STD21Y-AC	3-1768047-6
STD21Y-COLON	4-1768047-2

THIS DRAWING IS A CONTROLLED DOCUMENT.		DWN 25MAR2013 RAGHAVENDRA K		 TE Connectivity						
		CHK 25MAR2013 KEAN ALAN								
DIMENSIONS: mm		TOLERANCES UNLESS OTHERWISE SPECIFIED: 0 PLC ± - 1 PLC ± - 2 PLC ± - 3 PLC ± - 4 PLC ± - ANGLES ± - FINISH		APVD 25MAR2013 MARIO APPELLO		NAME SNAP-ON MARKER STB/STD SIZE 21 WITH APPLICATOR				
				PRODUCT SPEC —		—				
				APPLICATION SPEC —		—				
				WEIGHT —		—				
MATERIAL —				SIZE A3		CAGE CODE C2290	DRAWING NO C-1768047-5	RESTRICTED TO —		
CUSTOMER DRAWING						SCALE NTS		SHEET 3 OF 3		REV 3

Mouser Electronics

Authorized Distributor

Click to View Pricing, Inventory, Delivery & Lifecycle Information:

[TE Connectivity:](#)

[STD21W-3](#)