

SAFETY ORGANIZATIONS

THIS FILTER HAS BEEN FORMALLY RECOGNIZED, CERTIFIED OR APPROVED BY THE LISTED AGENCY. THEREFORE, ALL TEST/REQUIREMENTS SPECIFIED IN THE LATEST REVISION OF THE FOLLOWING AGENCY STANDARDS HAVE BEEN MET:

UL RECOGNIZED: UL 1283
CSA CERTIFIED: CSA C22.2 No. 8
VDE APPROVED: EN 60939-2

OPERATING SPECIFICATIONS

LINE CURRENT/VOLTAGE: 16 AMP, 120/250 VAC,
16 AMP/40°C, 250 VAC

LINE FREQUENCY: 50-60Hz

MAXIMUM LEAKAGE CURRENT,
EACH LINE TO GROUND: 0.10 mA @ 120V 60Hz
0.20 mA @ 250V 50Hz

OPERATING AMBIENT TEMP. RANGE: -10°C TO +40°C @ RATED CURRENT, I_r .

IN AN AMBIENT, T_a , HIGHER THAN 40°C, THE MAXIMUM OPERATING CURRENT, I_o , IS AS FOLLOWS:

$$I_o = I_r \sqrt{\frac{100 - T_a}{60}}$$

RELIABILITY SPECIFICATIONS:

STORAGE TEMPERATURE: -40°C TO +100°C
HUMIDITY: 21 DAYS @ 40°C 95% RH.
CURRENT OVERLOAD TEST: 6 TIMES I_r FOR
8 SECONDS

TEST SPECIFICATIONS:

INDUCTANCE: 0.5 mH NOMINAL
CAPACITANCE: (MEASURED @ 1KHz, 0.250VAC MAX., 25°C±1°C)
LINE TO GROUND: 0.002 μ F ±20%
LINE TO LINE: 0.471 μ F ±20%
DISCHARGE RESISTOR: 680K Ω
L/G AND L/L I.R.
NO DISCHARGE RESISTOR: 6000M Ω (MIN.) @ 100VDC,
20°C AND 50% RH

RECOMMENDED RECEIVING INSPECTION HIPOT:

LINE TO GROUND: 1500 VAC FOR 1 MINUTE
LINE TO LINE: 1450 VDC FOR 1 MINUTE

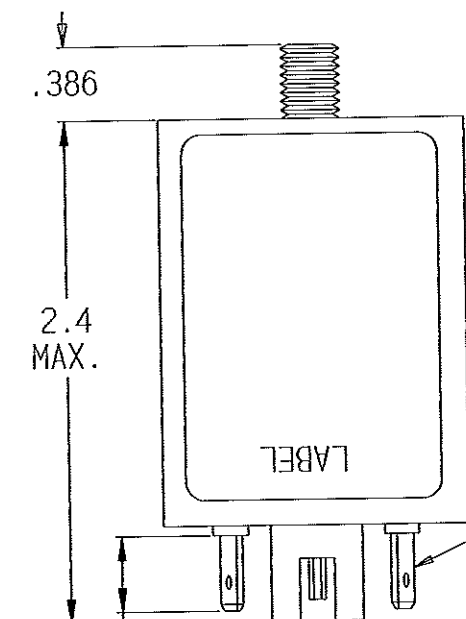
FILTER APPROVAL:

THE BEST WAY TO SELECT AND QUALIFY A FILTER IS FOR YOUR ENGINEERING TO TEST THE UNIT IN YOUR EQUIPMENT.

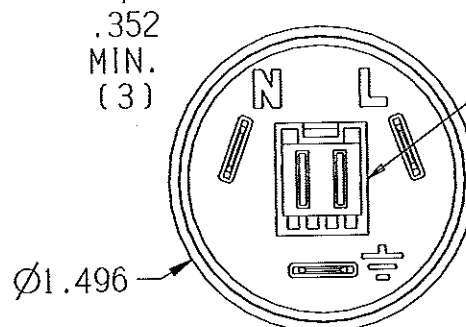
CUSTOMER DRAWING

CATALOG # 16WGD7

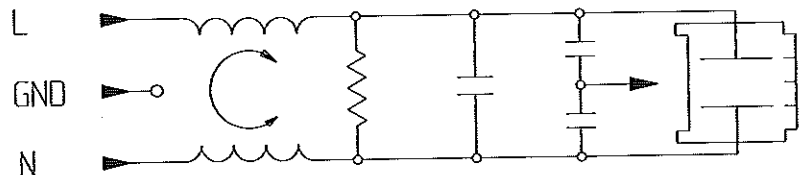
ECN #	APPROV.	DATE
09-020709	<i>[Signature]</i>	09SEP09



.250 x 0.032 PREINSULATED ULTRA FAST TERMINAL
(ACCEPTS T.E. P/N 3-350819-2 (#16 TO #14 AWG WIRE))
APPLICATION SPECIFICATION 114-2123. (3 PLACES)



UNKEYED RAST 5 HEADER INTERFACE (ACCEPTS EITHER
STANDARD POWER TIMER (HOUSING 5-928247-2 WITH
CONTACT 964203-1 (#18 TO #14 AWG WIRE)) OR
RAST 5 POSITIVE LOCK MK III (HOUSING 521204-1
WITH CONTACT 1217095-1 (#16 TO #12 AWG WIRE))).



50 Ω - 50 Ω (MINIMUM) INSERTION LOSS

FREQUENCY MHz	.05	.1	.15	.5	1	2	5	10	20	30	/	/
COMMON dB	3	8	11	22	26	31	31	33	40	44	/	/
DIFF. dB	13	19	22	33	40	48	58	57	54	45	/	/

PARTS SHALL COMPLY WITH TYCO ELECTRONICS 230-702 SPECIFICATION FOR HAZARDOUS SUBSTANCES

UNLESS OTHERWISE SPECIFIED
TOLERANCE TO BE ±0.025
MATERIAL & FINISH: AS SUPPLIED

NOTES:

Tyco Electronics

CORPORATION, 620 S. BUTTERFIELD RD., MUNCIE, IN 47302

POWER LINE FILTER

TYCO ELECTRONICS PART NO. 4-1609090-1

SCALE:	DATE:	DRAWING NUMBER:	REV.
NTS	23MAR07	16WGD7	6

DES. BY: PJO ORTG: PJO



THIS INFORMATION IS CONFIDENTIAL AND PROPRIETARY TO TYCO ELECTRONICS CORPORATION AND ITS WORLDWIDE SUBSIDIARIES AND AFFILIATES. IT MAY NOT BE DISCLOSED TO ANYONE OTHER THAN TYCO ELECTRONICS PERSONNEL, WITHOUT WRITTEN AUTHORIZATION FROM TYCO ELECTRONICS CORPORATION, HARRISBURG, PENNSYLVANIA USA.

CVM
AVAILABLE YES NO

6:\KeyCreator Director\es\00

16WGD7.ehd

Mouser Electronics

Authorized Distributor

Click to View Pricing, Inventory, Delivery & Lifecycle Information:

[TE Connectivity:](#)

[4-1609090-0](#)