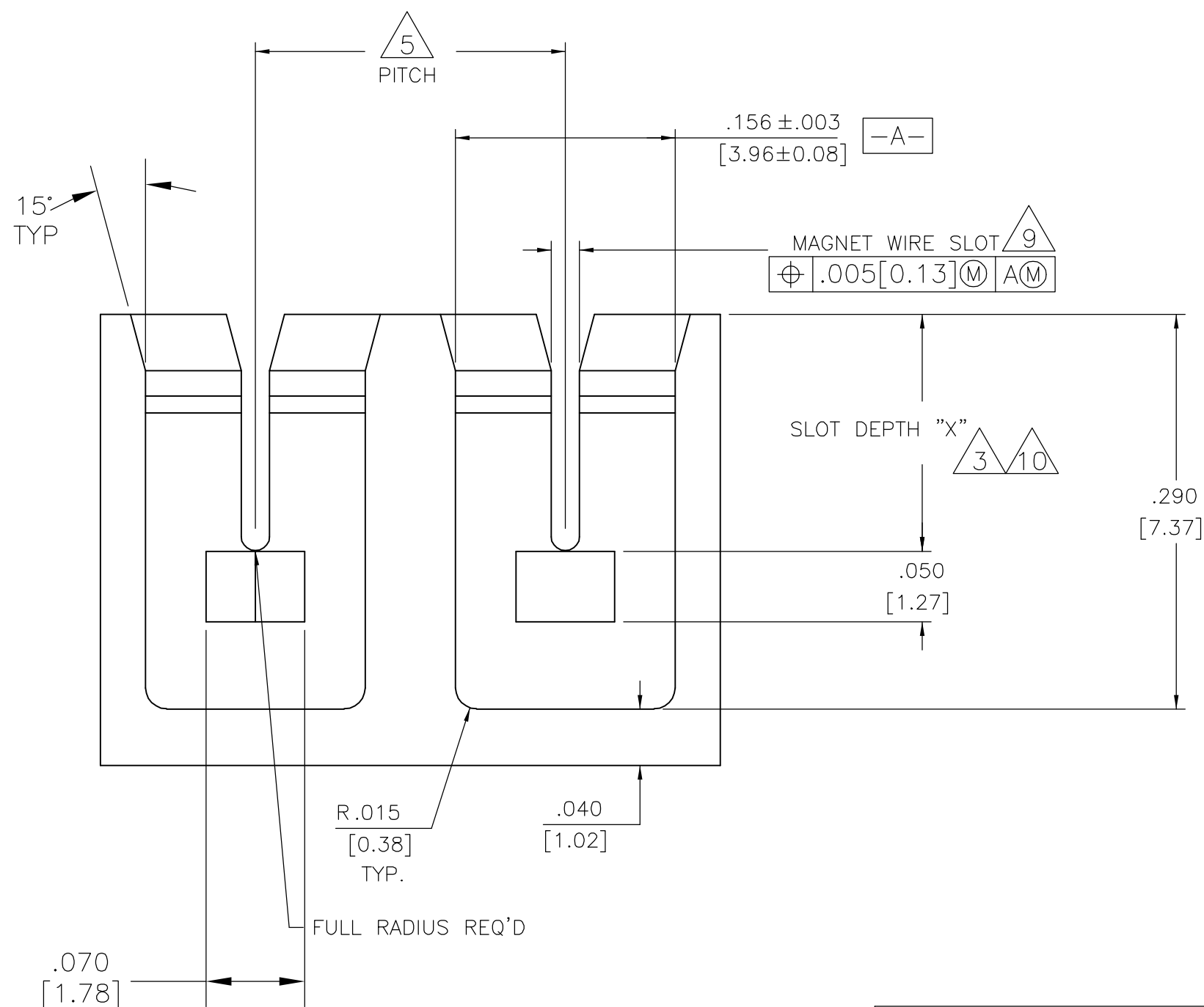
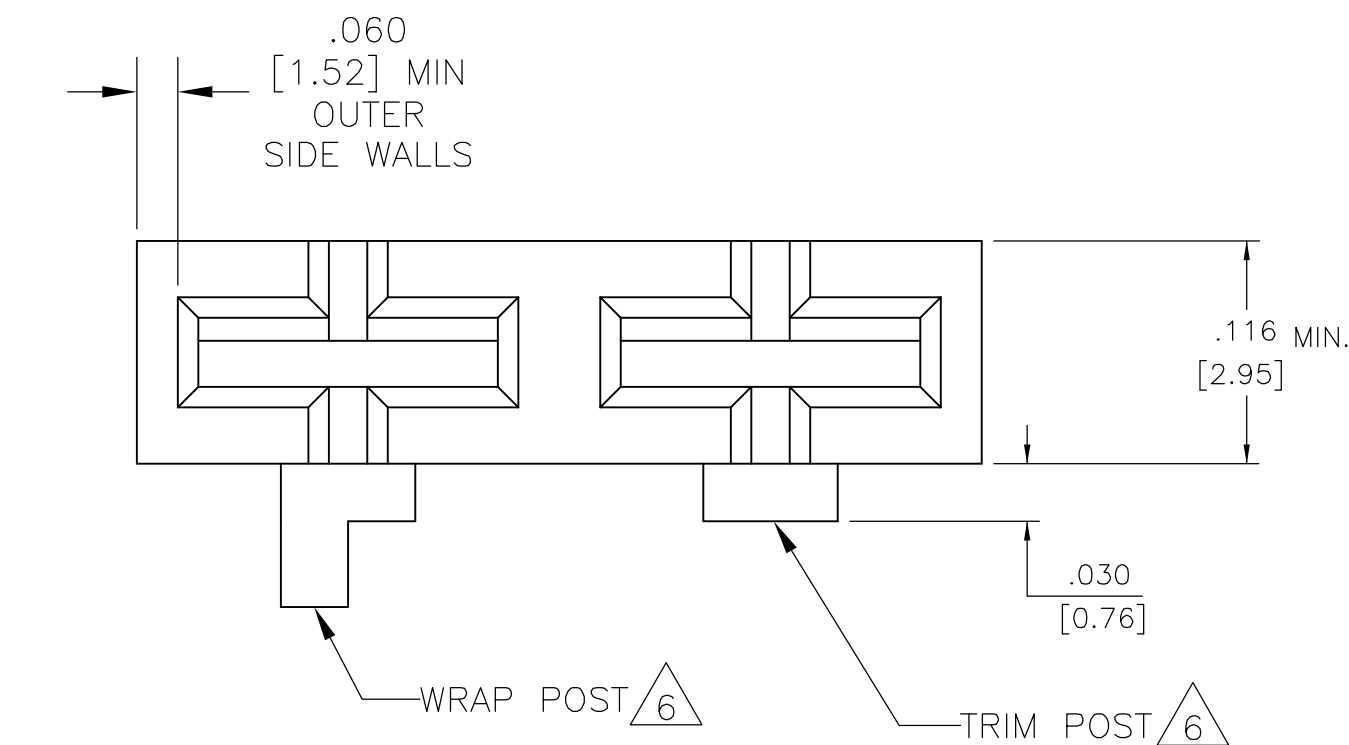

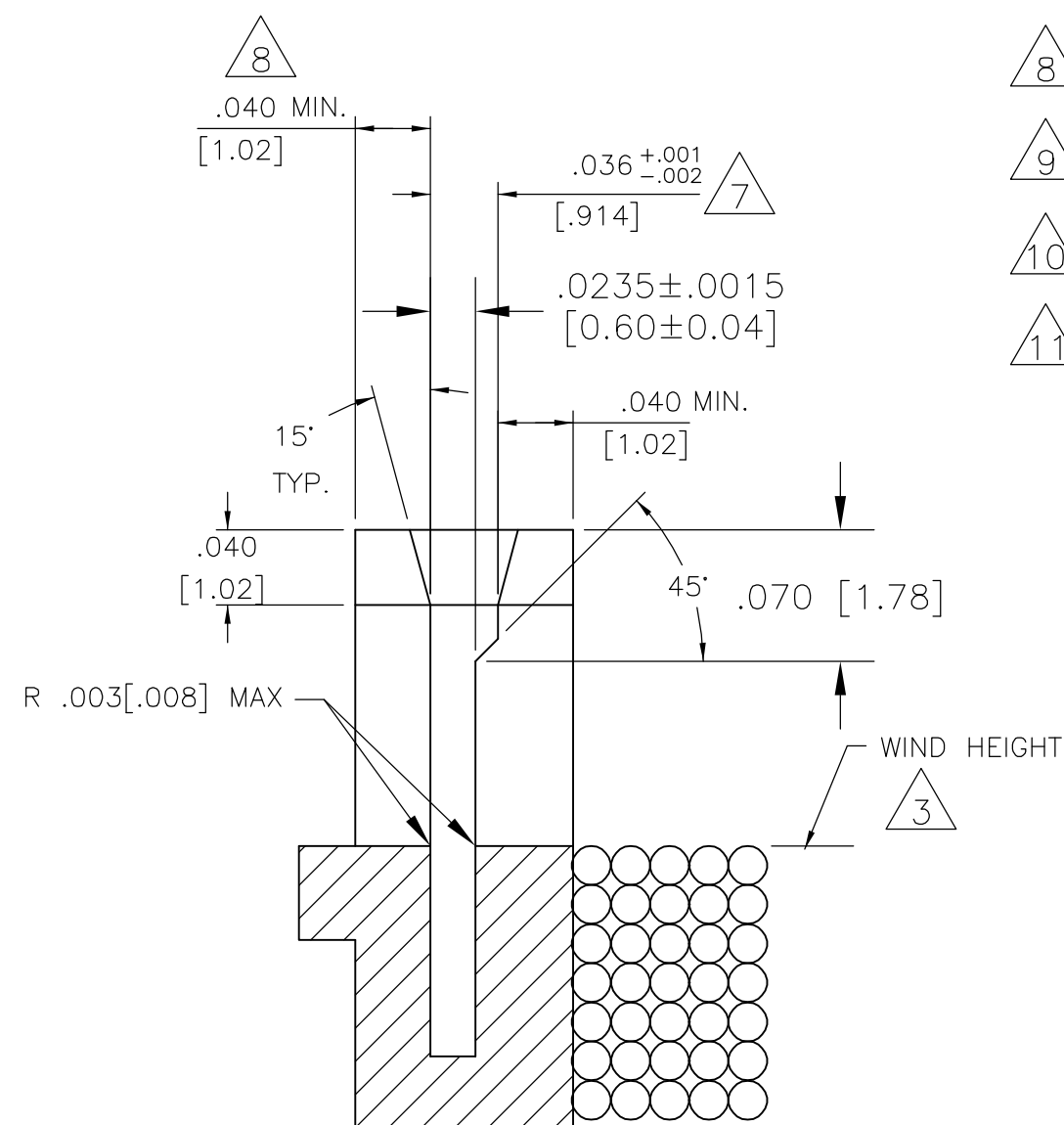


LOC	DIST	REVISIONS					
AF	50	P	LTR	DESCRIPTION	DATE	DWN	APVD
			B	REVISED PER ECR-07-006768	05APR07	HMR	GJ



MAGNET WIRE SIZE AWG [mm DIA]	SLOT DEPTH "X" ±.003 [±0.08] 
#18-#21.5 [1.02-0.69]	.195 [4.95]
#22-#25.5 [0.65-0.43]	.183 [4.65]
#26-#29.5 [0.41-0.27]	.175 [4.45]
#30-#33.5 [0.25-0.17]	.170 [4.32]
#34-#36 [0.16-0.13]	.167 [4.24]



- 1 DIMENSIONS SPECIFIED MAY VARY PER CUSTOMER APPLICATION,
DO NOT TOOL WITHOUT TYCO ELECTRONICS REVIEW AND APPROVAL.
- 2 TYCO ELECTRONICS REQUIRES THE FOLLOWING INFORMATION IN ORDER TO
APPROVE THE CUSTOMERS APPLICATION DRAWING, MAGNET WIRE RANGE
AND TYPE
- 3 MAGNET WIRE COIL MUST NOT EXCEED HEIGHT OF MAGNET WIRE SLOT AS
SHOWN UNLESS PROVISIONS ARE MADE TO KEEP "FINISH" WIRE FLAT AGAINST
BASE OF WIRE SLOT.
- 4 MATERIAL RECOMMENDED: NYLON 6/6 AND NYLON 6/6 30% GLASS FILLED.
OTHER MATERIALS ARE ACCEPTABLE HOWEVER, CONSULT TYCO ELECTRONICS
FOR SPECIFICATIONS.
- 5 MINIMUM PITCH TO BE .197[5.0 mm]
- 6 30 AWG [0.26mm] WIRE AND SMALLER REQUIRES WIRE A WRAP POST
INSTEAD OF TRIM POST. SEE SPEC. DRW. #1601447.
- 7 DIMENSION SHOWN IS FOR THE TERMINALS WITH A .032[0.8] THICK BLADE.
FOR TERMINALS WITH .025[0.64] THICK BLADE, REDUCE THIS DIMENSION
TO .029[0.74]
- 8 .060 [1.52] MIN. WALL THICKNESS RECOMMENDED ON TRIM POST SIDE
WHEN WIRE TRIMMING IS REQUIRED.
- 9 SIZE THIS SLOT FOR LARGEST WIRE DIA. CONSULT MOLD VENDOR IF SMALLER
THAN .020 [0.51] IS TO BE SPECIFIED.
- 10 REFER TO TABLE. CONSULT TYCO ELECTRONICS IF WIRE SIZE TO BE USED,
OVERLAP THE RANGES SHOWN.
- 11 SLOT DEPTH DIMENSIONS ARE FOR CONNECTING ONE MAGNET WIRE WITH A
MOVING BEAM SIAMEZE CONTACT. CONSULT TYCO ELECTRONICS FOR BIFILAR
(2 WIRE) CONNECTIONS.

Mouser Electronics

Authorized Distributor

Click to View Pricing, Inventory, Delivery & Lifecycle Information:

[TE Connectivity:](#)

[2-1601099-1](#)