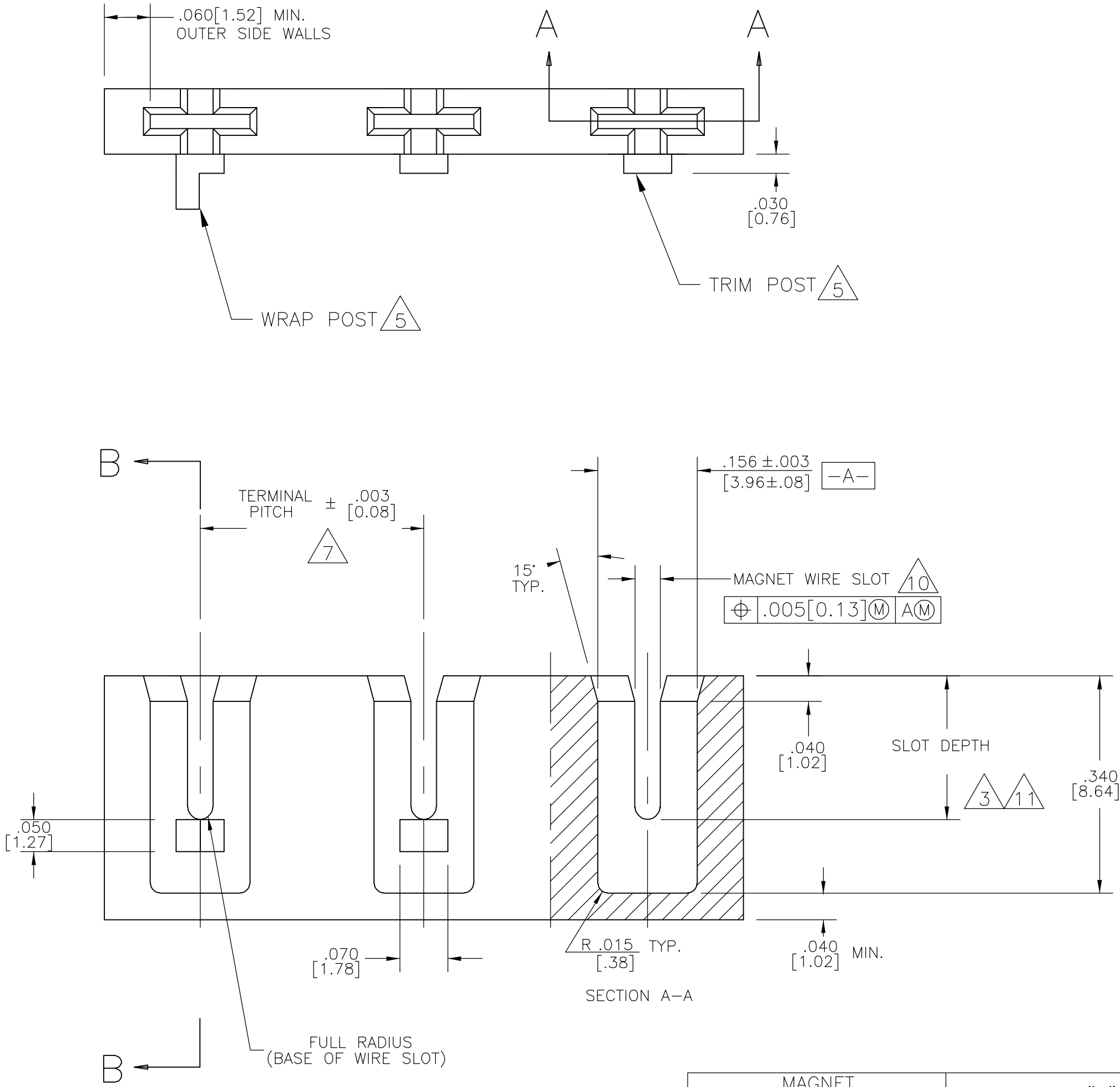
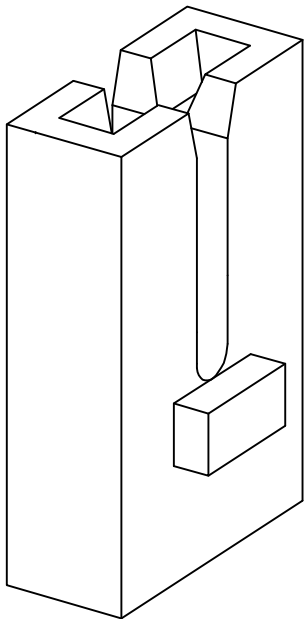
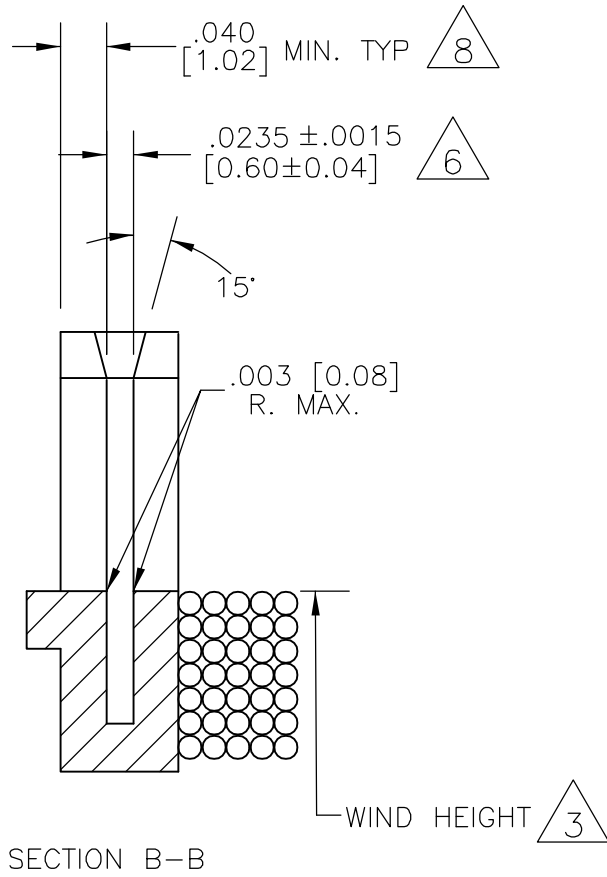


LOC	DIST	REVISIONS				
AF	50	P	LTR	DESCRIPTION	DATE	APVD
			B	REVISED PER ECR-07-006768	05APR07	HMR GJ

- 1
- DIMENSIONS SPECIFIED MAY VARY PER CUSTOMER APPLICATION, DO NOT TOOL WITHOUT TYCO ELECTRONICS REVIEW AND APPROVAL.
- 2
- TYCO ELECTRONICS REQUIRES THE FOLLOWING INFORMATION IN ORDER TO APPROVE THE CUSTOMERS APPLICATION DRAWINGS, WIRE RANGE AND INSULATION THICKNESS.
- 3
- MAGNET WIRE COIL MUST NOT EXCEED HEIGHT OF MAGNET WIRE SLOT AS SHOWN UNLESS PROVISIONS ARE MADE TO KEEP "FINISH" WIRE FLAT AGAINST BASE OF WIRE SLOT.
- 4
- MATERIAL RECOMMENDED: NYLON 6/6 AND NYLON 6/6 30% GLASS FILLED. OTHER MATERIALS ARE ACCEPTABLE HOWEVER, CONSULT TYCO ELECTRONICS FOR SPECIFICATIONS.
- 5
- 30 AWG. (ø .01 [0.26]) WIRE AND FINER REQUIRES WIRE WRAP POST INSTEAD OF TRIM POST. SEE SPEC. DRW. #1601447.
- 6
- MUST MAINTAIN SLOT THICKNESS (.0235) [0.60] INCLUDING DRAFT ANGLE FROM BOTTOM OF POCKET TO .015[0.38] MINIMUM ABOVE BASE OF WIRE SLOT. (.028[0.71] MAX.THICKNESS AT TOP).
- 7
- WHENEVER POSSIBLE, POCKET PITCH TO MATCH TERMINAL PITCH. MINIMUM PITCH TO BE .197 [5.00].
- 8
- .060 [1.52] MIN. WALL THICKNESS RECOMMENDED ON TRIM POST SIDE WHEN WIRE TRIMMING IS REQUIRED.
- 9
- FOR BUSSED TAB SIAMEZE TERMINALS A BUSSED TAB POCKET PER DRAWING #1601426 MAY BE REQUIRED. CUSTOMER SHOULD CONSULT TYCO ELECTRONICS FOR EACH PARTICULAR APPLICATION.
- 10
- SIZE THIS SLOT FOR LARGEST WIRE DIA. CONSULT MOLD VENDOR IF SMALLER THAN .020 [0.51] IS TO BE SPECIFIED.
- 11
- REFER TO TABLE. CONSULT TYCO ELECTRONICS IF WIRE SIZE TO BE USED, OVERLAP THE RANGES SHOWN.
- 12
- SLOT DEPTH DIMENSIONS ARE FOR CONNECTING ONE MAGNET WIRE WITH A MOVING BEAM SIAMEZE CONTACT. CONSULT TYCO ELECTRONICS FOR BIFILAR (2 WIRE) CONNECTIONS.



MAGNET WIRE SIZE AWG [mm DIA]	SLOT DEPTH "X" ±.003 [±0.08]
#18-#21.5 [1.02-0.69]	.245 [6.22]
#22-#25.5 [0.65-0.43]	.233 [5.92]
#26-#29.5 [0.41-0.27]	.225 [5.72]
#30-#33.5 [0.25-0.17]	.220 [5.59]
#34-#36 [0.16-0.13]	.217 [5.51]

THIS DRAWING IS A CONTROLLED DOCUMENT.

DIMENSIONS:
INCHES

TOLERANCES UNLESS OTHERWISE SPECIFIED:

0 PLC	± -
1 PLC	± -
2 PLC	± .01 [0.25]
3 PLC	± .005 [0.13]
4 PLC	± .0010 [0.026]

MATERIAL

DWN
MICHAEL S. FEHER
05APR2002

CHK
GENE JACONO
05APR2002

APVD
KURT A. RANDOLPH
05APR2002

PRODUCT SPEC

APPLICATION SPEC

114-13166

WEIGHT

CUSTOMER DRAWING

Tyco Electronics Corporation
Harrisburg, Pa 17105-3608

NAME

STANDARD TAB
SIAMEZE POCKET SPECIFICATION

SIZE

CAGE CODE

DRAWING NO

RESTRICTED TO

A2

00779

C=1601425

SCALE
4:1

SHEET
1 OF 1

REV
B

Mouser Electronics

Authorized Distributor

Click to View Pricing, Inventory, Delivery & Lifecycle Information:

[TE Connectivity:](#)

[1601045-1](#)