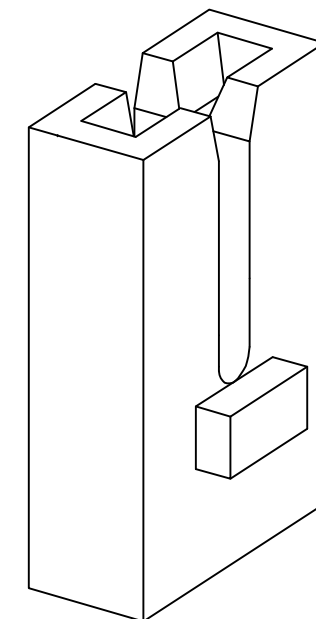
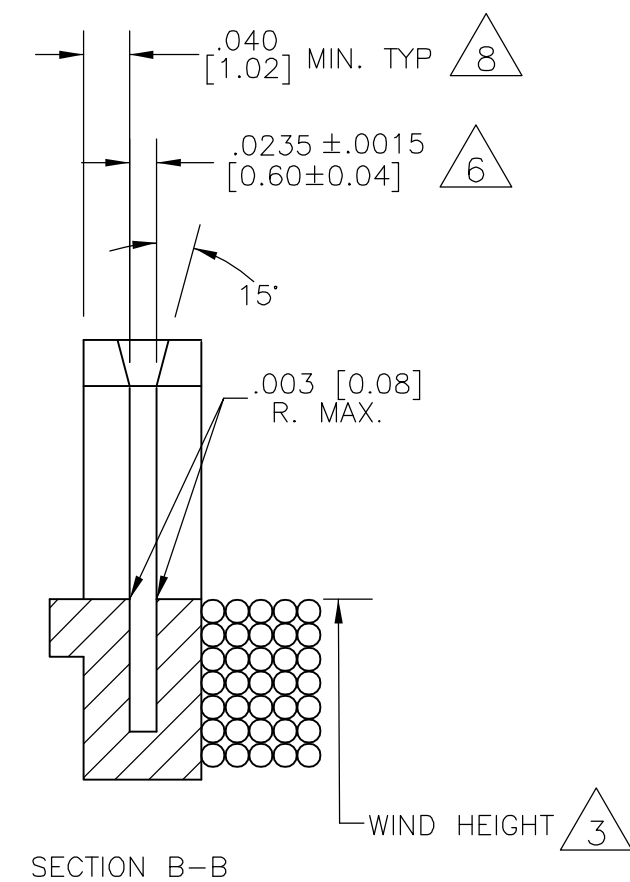
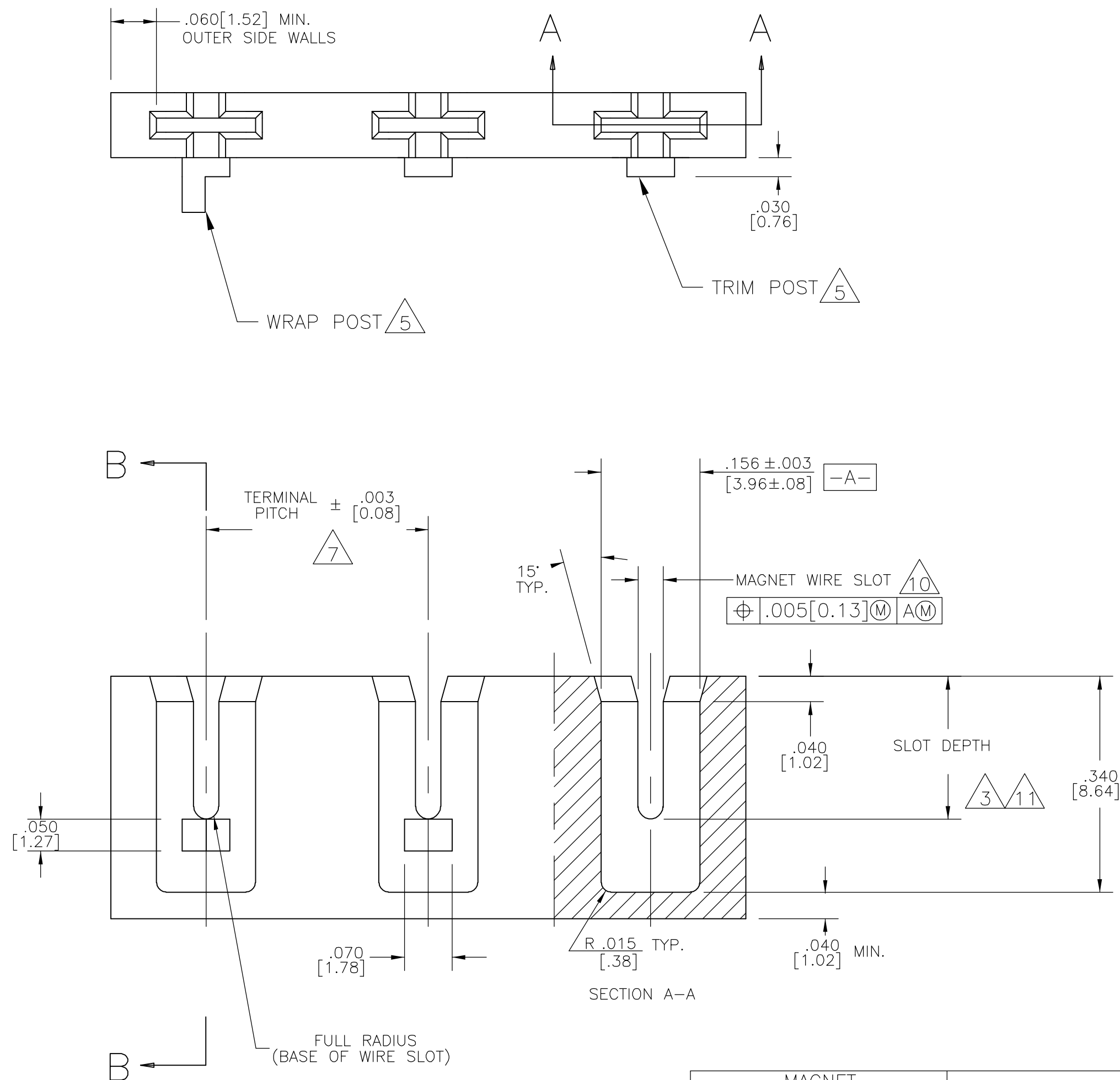




LOC	DIST	REVISIONS					
AF	50	P	LTR	DESCRIPTION	DATE	DWN	APVD
			B	REVISED PER ECR-07-006768	05APR07	HMR	GJ

- 1 DIMENSIONS SPECIFIED MAY VARY PER CUSTOMER APPLICATION, DO NOT TOOL WITHOUT TYCO ELECTRONICS REVIEW AND APPROVAL.
- 2 TYCO ELECTRONICS REQUIRES THE FOLLOWING INFORMATION IN ORDER TO APPROVE THE CUSTOMERS APPLICATION DRAWINGS, WIRE RANGE AND INSULATION THICKNESS.
- 3 MAGNET WIRE COIL MUST NOT EXCEED HEIGHT OF MAGNET WIRE SLOT AS SHOWN UNLESS PROVISIONS ARE MADE TO KEEP "FINISH" WIRE FLAT AGAINST BASE OF WIRE SLOT.
- 4 MATERIAL RECOMMENDED: NYLON 6/6 AND NYLON 6/6 30% GLASS FILLED. OTHER MATERIALS ARE ACCEPTABLE HOWEVER, CONSULT TYCO ELECTRONICS FOR SPECIFICATIONS.
- 5 30 AWG. (ϕ .01 [0.26]) WIRE AND FINER REQUIRES WIRE WRAP POST INSTEAD OF TRIM POST. SEE SPEC. DRW. #1601447.
- 6 MUST MAINTAIN SLOT THICKNESS (.0235) [0.60] INCLUDING DRAFT ANGLE FROM BOTTOM OF POCKET TO .015[0.38] MINIMUM ABOVE BASE OF WIRE SLOT. (.028[0.71] MAX.THICKNESS AT TOP).
- 7 WHENEVER POSSIBLE, POCKET PITCH TO MATCH TERMINAL PITCH. MINIMUM PITCH TO BE .197 [5.00].
- 8 .060 [1.52] MIN. WALL THICKNESS RECOMMENDED ON TRIM POST SIDE WHEN WIRE TRIMMING IS REQUIRED.
- 9 FOR BUSSED TAB SIAMEZE TERMINALS A BUSSED TAB POCKET PER DRAWING #1601426 MAY BE REQUIRED. CUSTOMER SHOULD CONSULT TYCO ELECTRONICS FOR EACH PARTICULAR APPLICATION.
- 10 SIZE THIS SLOT FOR LARGEST WIRE DIA. CONSULT MOLD VENDOR IF SMALLER THAN .020 [0.51] IS TO BE SPECIFIED.
- 11 REFER TO TABLE. CONSULT TYCO ELECTRONICS IF WIRE SIZE TO BE USED, OVERLAP THE RANGES SHOWN.
- 12 SLOT DEPTH DIMENSIONS ARE FOR CONNECTING ONE MAGNET WIRE WITH A MOVING BEAM SIAMEZE CONTACT. CONSULT TYCO ELECTRONICS FOR BIFILAR (2 WIRE) CONNECTIONS.



MAGNET WIRE SIZE AWG [mm DIA]	SLOT DEPTH "X" ±0.003 [±0.08]
#18-#21.5 [1.02-0.69]	.245 [6.22]
#22-#25.5 [0.65-0.43]	.233 [5.92]
#26-#29.5 [0.41-0.27]	.225 [5.72]
#30-#33.5 [0.25-0.17]	.220 [5.59]
#34-#36 [0.16-0.13]	.217 [5.51]

THIS DRAWING IS A CONTROLLED DOCUMENT.		DWN MICHAEL S. FEHR CHK GENE JACOBO 05APR2002 05APR2002		<div>tyco</div> <div>Electronics</div>		Tyco Electronics Corporation Harrisburg, Pa 17105-3608					
DIMENSIONS: INCHES		TOLERANCES UNLESS OTHERWISE SPECIFIED:		APVD KURT A. RANDOLPH 05APR2002		NAME					
		1 PLC ± -		PRODUCT SPEC		STANDARD TAB SIAMEZE POCKET SPECIFICATION					
		2 PLC ± -		-							
		3 PLC ± .01 [0.25]		APPLICATION SPEC							
		4 PLC ± .005 [0.13]		114-13166							
ANGLES		± .0010 [0.026]		SIZE		CAGE CODE					
MATERIAL		FINISH		WEIGHT		DRAWING NO		RESTRICTED TO			
		-		-		A2 00779		C-1601425			
CUSTOMER DRAWING						SCALE 4:1		SHEET 1 of 1		REV B	

Mouser Electronics

Authorized Distributor

Click to View Pricing, Inventory, Delivery & Lifecycle Information:

[TE Connectivity:](#)

[3-1601021-2](#)