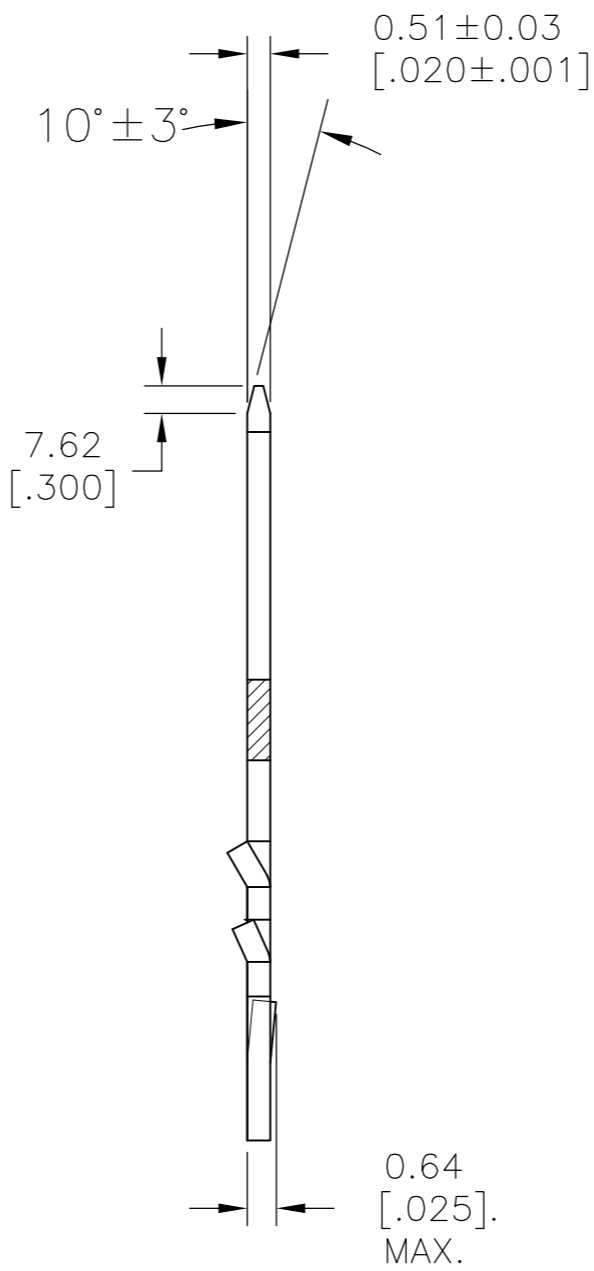
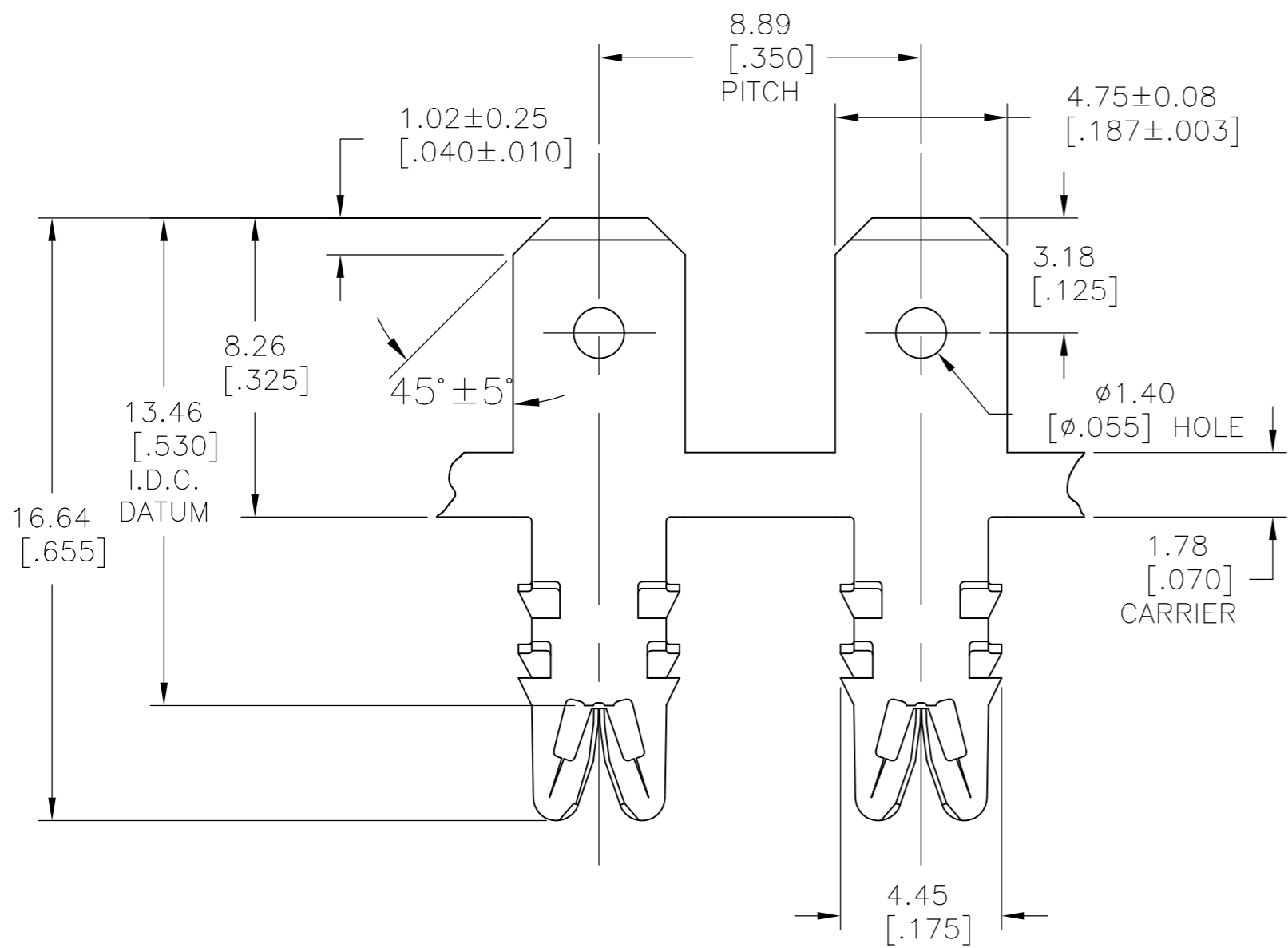


THIS DRAWING IS UNPUBLISHED.

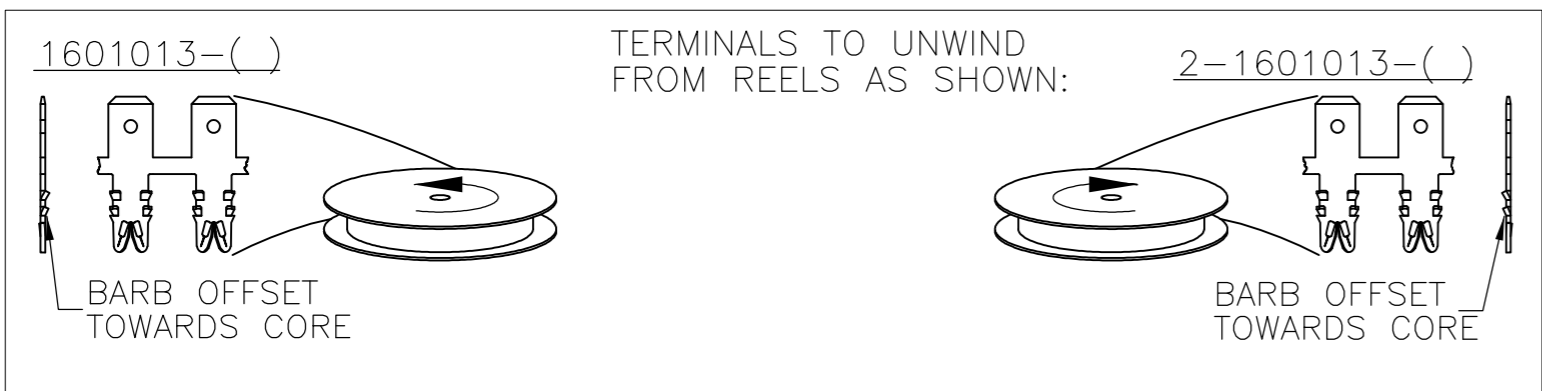
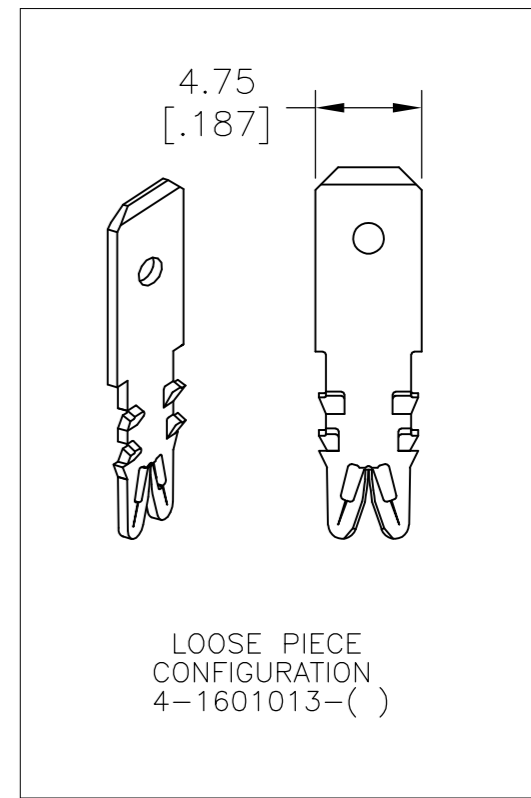
RELEASED FOR PUBLICATION

© COPYRIGHT BY TYCO ELECTRONICS CORPORATION. ALL INTERNATIONAL RIGHTS RESERVED.

LOC	DIST	REVISIONS				
AF	50	P	LTR	DESCRIPTION	DATE	APVD
			D3	REVISED PER ECR-10-013120	24JUN10	HMR GJ



- 1 SPECIFICATIONS:  
MAGNET WIRE #18 - #34 AWG, 1.02[.040] - 0.16[.006] DIA COPPER  
OTHER SIZES MAY BE ACCOMMODATED, CONSULT TYCO ELECTRONICS  
FOR APPROVAL
- 2 POCKET RECOMMENDATION: #1601425
- 3 COATED WITH VARNISH RESIST WHEN INDICATED IN TABLE BELOW.
- 4 TERMINAL TO COMPLY WITH TYCO ELECTRONICS  
SPECIFICATION 114-13166 FIGURE 6.
- 5 PRELIMINARY - NOT FOR PRODUCTION.
- 6 TWO(2) TERMINALS SHOWN FOR ILLUSTRATION PURPOSES ONLY.



OBSOLETE	UNPLATED	031-029-000	4-1601013-1
	VARNISH RESIST / UNPLATED 3	-	5 2-1601013-3
	PRE TIN PLATE	131-029-002	2-1601013-2
	UNPLATED	131-029-000	2-1601013-1
	UNPLATED	131-057-000	1601013-1
FINISH		REFERENCE PART NUMBER	TE PART NUMBER
THIS DRAWING IS A CONTROLLED DOCUMENT.		Tyco Electronics Corporation Harrisburg, PA 17105-3608	
DIMENSIONS: mm [INCHES]		NAME STANDARD WIRE RANGE TO 4.75 x 0.51 MULTI-BARB TAB SIAMEZE TERMINAL	
TOLERANCES UNLESS OTHERWISE SPECIFIED: 0 PLC ± - 1 PLC ± - 2 PLC ± 0.13[.005] 3 PLC ± - 4 PLC ± - ANGLES ± 2°		SIZE A2	
MATERIAL BRASS, FULL HARD		CAGE CODE 00779	
FINISH SEE TABLE		DRAWING NO C=1601013	
		RESTRICTED TO -	
		SCALE 6:1	
		SHEET 1 OF 1	
		REV D3	

# Mouser Electronics

Authorized Distributor

Click to View Pricing, Inventory, Delivery & Lifecycle Information:

[TE Connectivity:](#)

[1601013-1](#)