THIS DRAWING IS UNPUBLISHED. RELEASED FOR PUBLICATION 2003
© COPYRIGHT 2003 Tyco Electronics AMP GmbH ALL RIGHTS RESERVED.

LOC	DIST
A1	-

REVISIONS

P	LTR	DESCRIPTION	DATE	DWN	APVD
	B20	CRIMP DIMENSIONS CHANGE	16NOV2016	HO.	BECK
	B21	NEW SILVER PN'S ADDED	17AUG2017	FRAN	BECK
	B22	PN 1418406-1 added	rev_date_3	MAH.	BECK
	B23	OBSOLETE PARTS AND UPDATED NOTE 13	19NOV2019	FRAN	BECK

TYPE A

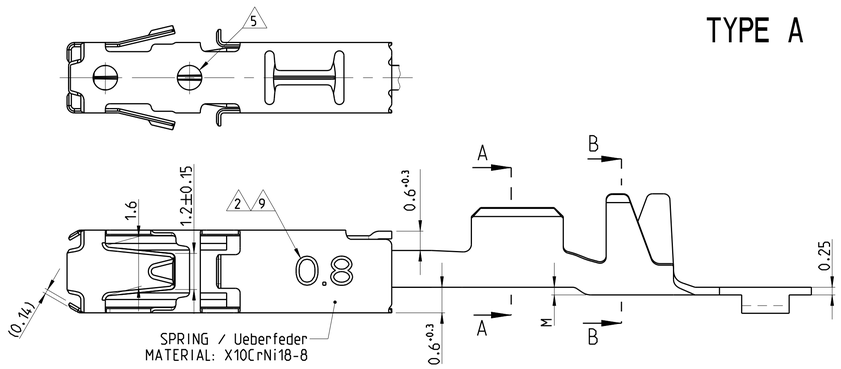

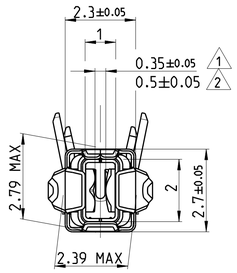

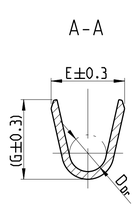

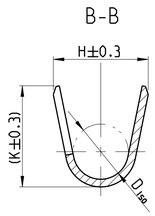

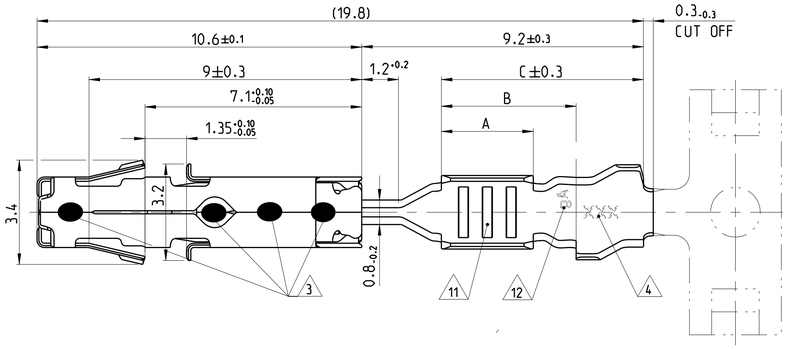

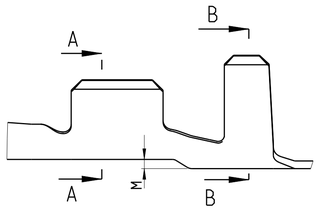

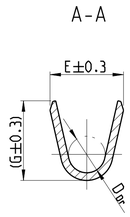

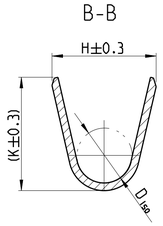

TYPE B

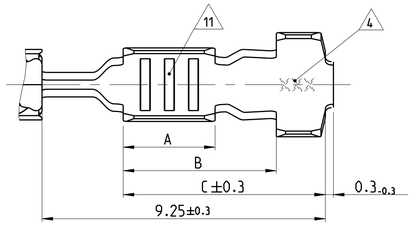

B23

SINGLE WIRE SEALING SYSTEM 7

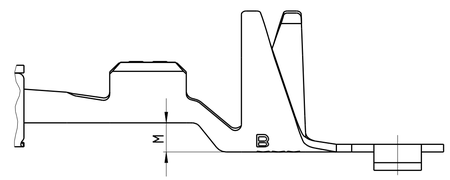

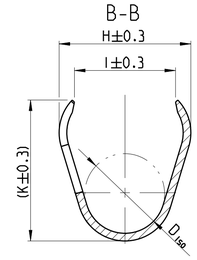

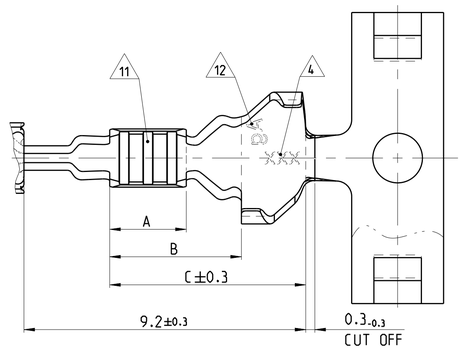

STATUS / Status	ORDER NO. Bestell-Nr. / Strip Bandware	REV.	TO BE USED ON TAB / Geeignet fuer Flachstecker	WIRE RANGE / Drahtgroessenbereich (mm²)	INSULATION DIA / Isolations Ø (mm)	MATERIAL / Werkstoff	PLATING / Ueberzug	LENGTH / Laenge	WIRE CRIMP / Drahtcrimp	INSUL. CRIMP / Isol.-Crimp	FORM OF ISO-CRIMP / Form des ISO-Crimp
								CRIMP DIMENSIONS (mm) / Crimpabmessungen			
Active	1718558-1	B	2	>1.0...1.5 8	1.9...2.4	CuNiSi	TINPLATED vorverzinnt	A = 3.0 B = 4.5 C = 6.6	E = 2.7 G = (2.9) D_{Dr} = 1.4	H = 4.5 I = 3.6 K = (4.9) D_{Iso} = 2.9 M = 0.9	SINGLE WIRE SEALING SYSTEM Einzeldichtungssystem 7
Active	1418884-3	B	1			CuNiSi	PRESILVER vorversilbert				
Active	1418884-1	B				CuNiSi	TINPLATED vorverzinnt				
Active	1534162-1	B	2	0.5...1.0	1.4...2.1	CuNiSi	TINPLATED vorverzinnt	A = 3.0 B = 4.7 C = 6.8	E = 2.4 G = (2.6) D_{Dr} = 1.2	H = 4.3 I = 3.3 K = (4.8) D_{Iso} = 2.7 M = 0.9	
Active	1-1241380-2	B	1			CuNiSi	10				
Active	1241380-3	B				CuNiSi	PRESILVER vorversilbert				
Active	1241380-2	B				CuNiSi	5				
Active	1241380-1	B				CuNiSi	TINPLATED vorverzinnt				
Active	1564324-3	B	1	0.2...0.35	1.1...1.4	CuNiSi	PRESILVER vorversilbert	A = 2.5 B = 4.3 C = 6.3	E = 1.9 G = (2.0) D_{Dr} = 0.75	H = 4.3 I = 3.3 K = (4.8) D_{Iso} = 2.6 M = 0.9	
Active	1564324-2	B				CuNiSi	5				
Active	1564324-1	B				CuNiSi	TINPLATED vorverzinnt				
Active	1534160-1	B	2			CuNiSi	TINPLATED vorverzinnt		E = 1.8 G = (1.7) D_{Dr}=0.75		
B23 Obsolete	~~1241378-3~~ 13	B	1			CuNiSi	PRESILVER vorversilbert				
B23 Obsolete	~~1241378-2~~ 13	B				CuNiSi	5				
B23 Obsolete	~~1241378-1~~ 13	B				CuNiSi	TINPLATED vorverzinnt				
Active	1241376-3	A	1	0.5...1.0 6	MAX. 2 x 1.6 6	CuNiSi	PRESILVER vorversilbert	A = 3.0 B = 5.0 C = 6.6	E = 2.4 G = (2.6) D_{Dr}=1.2	H = 3.4 K = (3.7) D_{Iso} = 1.8 M = 0.3	TYPE B
Obsolete	~~1241376-2~~	B				CuNiSi	5				
Active	1241376-1	B				CuNiSi	TINPLATED vorverzinnt				
Active	1418410-1	B	2	1.5 8	2.2...2.4	CuNiSi	TINPLATED vorverzinnt	A = 3.2 B = 4.4 C = 6.6	E = 2.7 G =(2.9) D_{Dr}=1.4	H = 3.9 K = (3.9) D_{Iso} = 1.9 M = 0.2	TYPE A
Active	1534334-3	A	1			CuNiSi	PRESILVER vorversilbert				
Active	1534334-1	B				CuNiSi	TINPLATED vorverzinnt				
Active	1418408-1	B	2	0.5...1.0	1.4...2.1	CuNiSi	TINPLATED vorverzinnt	A = 3.0 B = 4.4 C = 6.6	E = 2.4 G = (2.6) D_{Dr}=1.2	H = 3.1 K = (3.3) D_{Iso} = 1.8 M = 0.2	
Active	1241374-3	B	1			CuNiSi	PRESILVER vorversilbert				
Active	1241374-2	B				CuNiSi	5				
Active	1241374-1	B				CuNiSi	TINPLATED vorverzinnt				
Active	1564980-3	A	1	0.2...0.35	1.1...1.4	CuNiSi	PRESILVER vorversilbert	A = 2.5 B = 3.7 C = 5.7	E = 1.9 G = (2.0) D_{Dr}=0.75	H = 2.3 K = (2.3) D_{Iso} = 1.1 M = 0	
Active	1564980-2	B				CuNiSi	5				
Active	1564980-1	B				CuNiSi	TINPLATED vorverzinnt				
Active	1418406-1	C	2			CuNiSi	TINPLATED vorverzinnt				
B23 Obsolete	~~1241372-2~~ 13	B	1			CuNiSi	5		E = 1.8 G =(1.7) D_{Dr}=0.75		
B23 Obsolete	~~1241372-1~~ 13	B				CuNiSi	TINPLATED vorverzinnt				

Bemerkungen
NOTES

1. Geeignet fuer Flachstecker $1.5^{+0.2}_{-0.1} \times 0.6^{+0.07}_{-0.03}$
   TO BE USED ON TAB
2. Geeignet fuer Flachstecker $1.5^{+0.2}_{-0.1} \times 0.8 \pm 0.03$
   TO BE USED ON TAB
3. Laserschweissung
   LASERWELDED
4. Kennung fuer Werkzeug und Revisionsstand
   DIE-IDENTIFICATION AND REVISION STATUS
5. Min. 0.8µm Goldueberzug im Kontaktbereich ueber min. 1.3µm Nickelueberzug;
   min. 1µm Zinnueberzug im Crimpbereich.
   Zur Kennzeichnung siehe Loch an der Ueberfeder
   MIN. 0.8µm GOLDPLATE IN CONTACT AREA OVER MIN. 1.3µm NICKELPLATE;
   MIN. 1µm TINPLATE IN CRIMP AREA.
   AS INDEX SEE HOLE AT SPRING
6. Fuer Doppel- und Einzelcrimp
   FOR DOUBLE AND SINGLE CRIMP
7. Auswahl der Einzeldichtung entsprechend dem Isolationsdurchmesser nach Verarbeitungsspezifikation 114-18386
   SINGLE WIRE SEAL TO BE SELECTED ACCORDING TO INSULATION-DIA ACCORDING TO APPLICATION SPECIFICATION 114-18386
8. Zulaessige Strombelastbarkeit siehe Drahtgroesse 1 mm²
   CURRENT CARRYING CAPABILITY SEE WIRE CROSS SECTION
9. Kennzeichnung fuer besonderes Oeffnungsmass und Tab-Abmessung 0.8mm.
   SIGNED FOR SPECIAL GAPSIZE AND TABDIMENSION 0.8mm.
10. 1.27µm Goldueberzug im Kontaktbereich ueber min. 1.3µm Nickelueberzug;
    min. 1µm Zinnueberzug im Crimpbereich.
    Zur Kennzeichnung siehe Loch an der Ueberfeder
11. Unterschiedliche Ausfuehrung und Anzahl der Rillen moeglich
    DIFFERENT FORM AND NUMBER OF THE SERRATION POSSIBLE
12. Kennzeichnung mit "Ag" bei Silberueberzug im Kontaktbereich
    MARKING WITH "Ag" FOR SILVERPLATING IN CONTACT AREA
13. (B23) 1241372-X wird ersetzt durch 1564980-X
    1241378-X wird ersetzt durch 1564324-X
    1241372-X SUPERSEDED BY PN 1564980-X
    1241378-X SUPERSEDED BY PN 1564324-X
14. Einzelheiten der Ausfuehrung bleiben dem Hersteller ueberlassen
    DETAILS OF DESIGN ARE LEFT TO MANUFACTURER

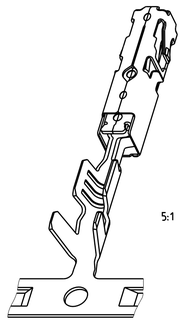

5:1

THIS DRAWING IS A CONTROLLED DOCUMENT.

DIMENSIONS: mm

TOLERANCES UNLESS OTHERWISE SPECIFIED: 0-PLC ±, 1 PLC ±, 2 PLC ±, 3 PLC ±, 4 PLC ±0.2, ANGLES ±1°

MATERIAL: SEE TABLE siehe Tabelle

FINISH: SEE TABLE siehe Tabelle

DWN R. Liebing 27AUG2004
CHK A. Mairoser 30JAN2012
APVD M. Bleicher 30JAN2012

PRODUCT SPEC 108-18716
APPLICATION SPEC 114-18386
WEIGHT -

TE Connectivity

NAME: AMP MCP 1.5K PRODUCT GROUP DRAWING

SIZE A1 | CAGE CODE 00779 | DRAWING NO C-1241436 | RESTRICTED TO -

CUSTOMER DRAWING | SCALE 5:1 | SHEET 1 OF 1 | REV B23

4805 (3/11)

Mouser Electronics

Authorized Distributor

Click to View Pricing, Inventory, Delivery & Lifecycle Information:

TE Connectivity:

1241374-2