

2D CRIMP TECHNOLOGY

2D crimp technology uses one terminal and one applicator for wire sizes from 22-12AWG

TE Connectivity's (TE) 2D crimp technology, compared to existing crimp technologies significantly reduces the complexity of design-in, assembly, procurement and inventory management in appliances, industrial equipment and automotive applications.

The innovation behind TE's 2D crimp technology is its ability to use one terminal and a single, adjustable applicator for many different wire sizes ranging from 22 to 12AWG - while still providing electrical and mechanical reliability comparable to TE's conventional F crimp technology. In comparison, an F crimp requires three or four terminals, with each terminal requiring its own applicator, to address that same range of wire sizes.

Key Features

- Crimp accommodates 22-12AWG wires
- Only one applicator for the 2D crimp terminal- Only the crimp height must be adjusted for different wire sizes
- Hand tools available

Benefits

- Permits the use of only one terminal instead of three or four to cover the various wire sizes, reducing the complexity of design in, procurement and inventory management when multiple wire sizes are used.
- Lower investment in application tooling and less set up time when multiple wire sizes are used
- Applicator can be quickly adjusted when wire sizes are changed, increasing throughput and decreasing downtime.

Application Tooling

TE applicator and conversion kits

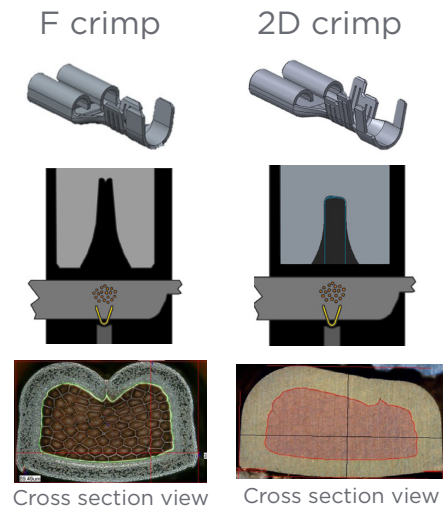
- One TE OCEAN applicator can apply a terminal based on 2D crimp technology to wire sizes from 22-12AWG.
- For customers who already have TE applicators for the F crimp, TE will offer conversion kits. Each kit will consist of wire crimpers, insulation crimper and anvil. The kit will enable an existing TE applicator to be used with 2D crimp terminals and wire sizes from 22-12AWG.

TE Standard Die Envelope (SDE) Straight Action (SA) hand tool

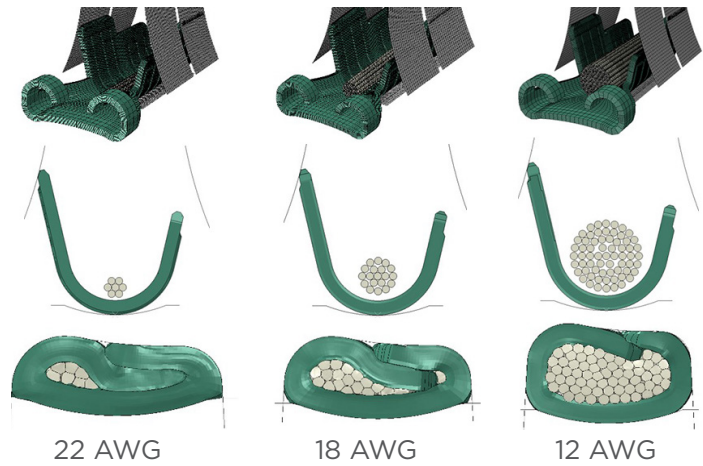
- The SDE-SA hand tool can be used with appropriate SDE die sets and crimp nests to apply a terminal with 2D crimp to wire sizes from 22-12AWG for prototyping and other low volume requirements.



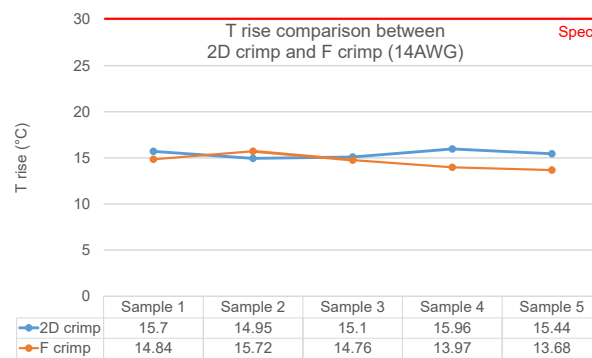
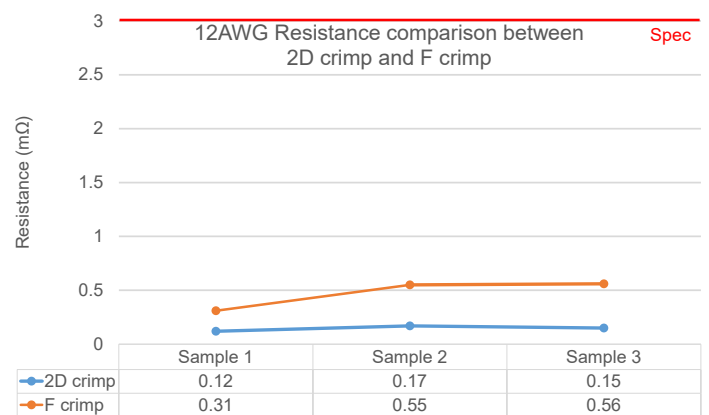
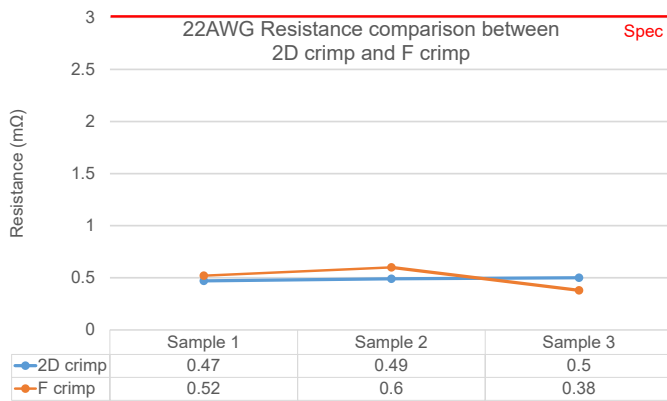
Comparison



How it Works



Performance



te.com/2DCrimp

© 2017 TE Connectivity Ltd. family of companies. All Rights Reserved.

1-1773876-8 APP CS 1/2017

TE Connectivity and the TE connectivity (logo) are trademarks of the TE Connectivity Ltd. family of companies.

While TE has made every reasonable effort to ensure the accuracy of the information in this document, TE does not guarantee that it is error-free, nor does TE make any other representation, warranty or guarantee that the information is accurate, correct, reliable or current. TE reserves the right to make any adjustments to the information contained herein at any time without notice. TE EXPRESSLY DISCLAIMS ALL IMPLIED WARRANTIES REGARDING THE INFORMATION CONTAINED HEREIN, INCLUDING, BUT NOT LIMITED TO, ANY IMPLIED WARRANTIES OF MERCHANTABILITY OR FITNESS FOR A PARTICULAR PURPOSE. In no event will TE be liable for any direct, indirect, incidental, special or consequential damages arising from or related to recipient's use of the information. It is the sole responsibility of the recipient of this information to verify the results of this information using their engineering and product environment. Recipient assumes and all risks associated with the use of the information. The dimensions in this document are for reference purposes only and are subject to change without notice. All specifications are subject to change without notice. Consult TE for the latest dimensions and design specifications.

Mouser Electronics

Authorized Distributor

Click to View Pricing, Inventory, Delivery & Lifecycle Information:

[TE Connectivity:](#)

[2238026-2 \(Cut Strip\)](#) [2238026-2 \(Loose Piece\)](#) [2238026-2 \(Mouser Reel\)](#)