

SAFETY ORGANIZATION(S):

THIS FILTER HAS BEEN FORMALLY RECOGNIZED, CERTIFIED OR APPROVED BY THE LISTED AGENCY. THEREFORE, ALL TEST/REQUIREMENTS SPECIFIED IN THE LATEST REVISION OF THE FOLLOWING AGENCY STANDARDS HAVE BEEN MET:

UL RECOGNIZED
CSA CERTIFIED
VDE APPROVED

UL 1283
CSA 22.2, NO. 0, 0.4, 8
VDE 565-3

OPERATING SPECIFICATIONS:

LINE VOLTAGE/CURRENT:

LINE FREQUENCY:

MAX. CASE RISE θ RATED CURRENT:

MAX. LEAKAGE CURRENT, EACH

LINE TO GROUND

OPERATING AMBIENT TEMP. RANGE:

IN AN AMBIENT, T_a , HIGHER THAN 40°C, THE MAXIMUM OPERATING

CURRENT, I_o , IS AS FOLLOWS:

$$I_o = I_r \sqrt{\frac{85 - T_o}{45}}$$

RELIABILITY SPECIFICATIONS:

STORAGE TEMPERATURE:

HUMIDITY:

CURRENT OVERLOAD TEST:

TEST SPECIFICATIONS:

INDUCTANCE:

CAPACITANCE: (MEASURED θ 1 KHz, 0.25 VAC MAX., 25°C \pm 1°C)

LINE TO GROUND:

LINE TO LINE:

DISCHARGE RESISTOR

LINE/GROUND AND LINE/LINE

INSULATION RESISTANCE

RECOMMENDED RECEIVING INSPECTION HIPOT:

LINE TO GROUND:

LINE TO LINE:

FILTER APPROVAL:

THE BEST WAY TO SELECT AND QUALIFY A FILTER IS FOR YOUR ENGINEERING TO TEST THE UNIT IN YOUR EQUIPMENT.

50 Ω - 50 Ω (MINIMUM) INSERTION LOSS											
FREQUENCY MHz	.15	.5	1	2	5	10	20	30			
COMMON dB	12	25	31	36	44	48	50	52			
DIFF. dB	10	5	37	58	65	65	52	52			
This document is proprietary to CORCOM INC. and is not to be reproduced nor used for manufacturing purposes except on CORCOM's order or prior written consent.											

TOLERANCE EXCEPT AS NOTED
DECIMAL: .XXX .XX .X ANGLES \pm 1°
ENGLISH: \pm .025
METRIC: \pm —

MATERIAL:

AS SUPPLIED

FINISH:

AS SUPPLIED

SCALE DATE

NTS 7-31-90

DRG. NO.

REV.

DRW. BY

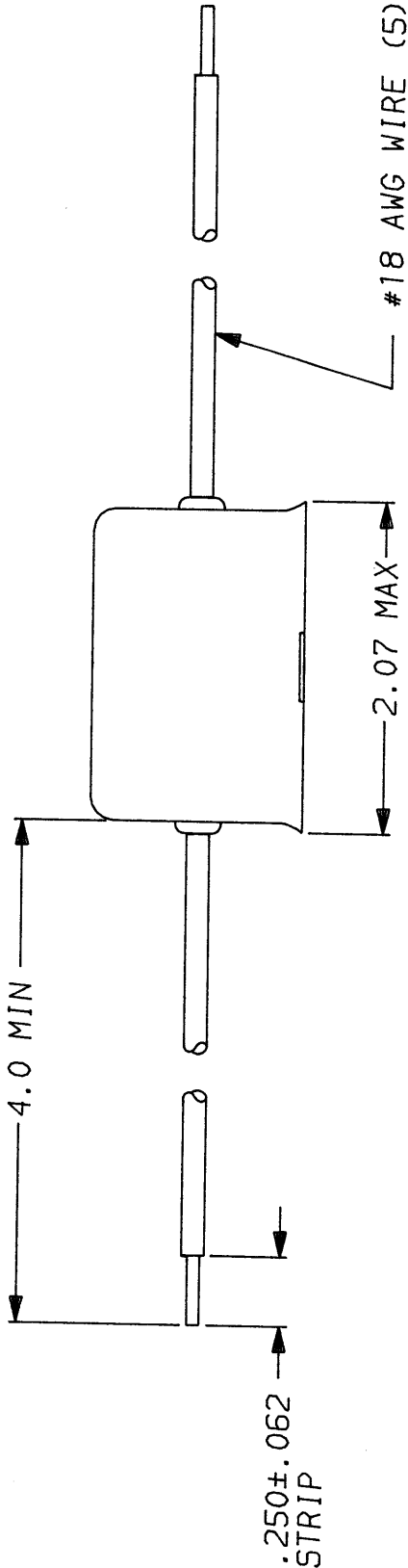
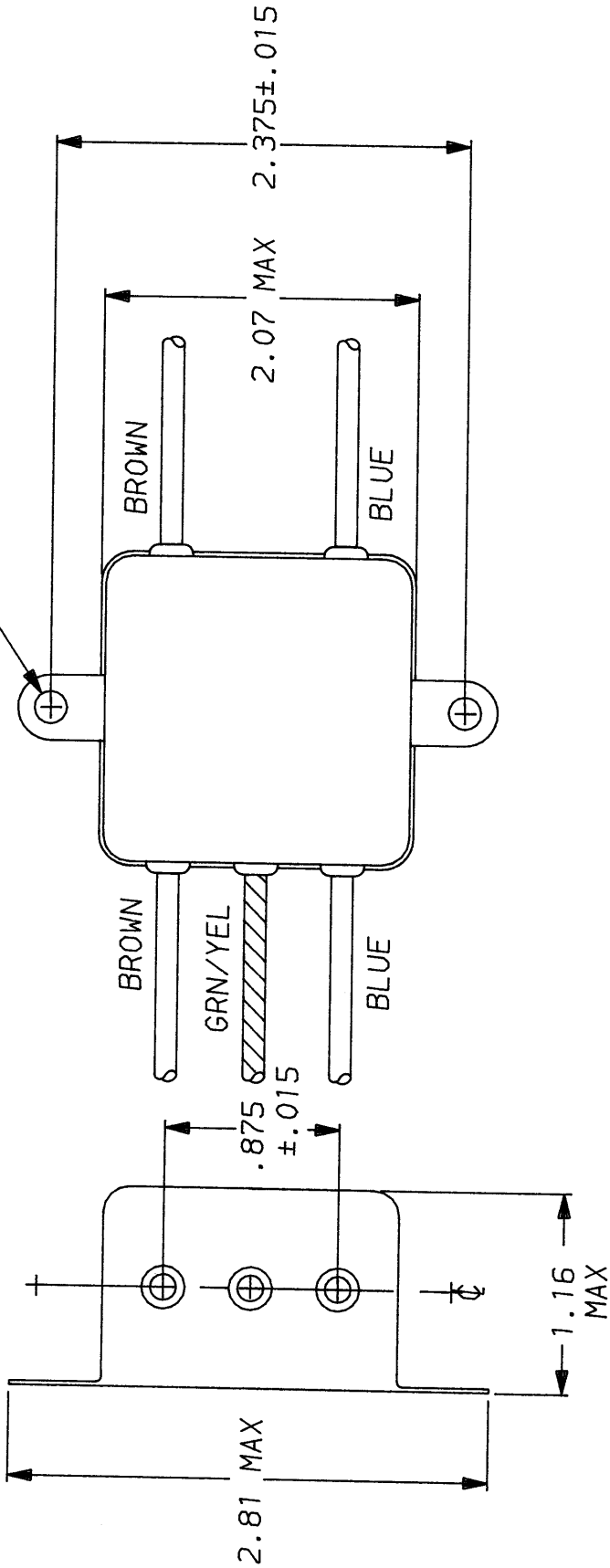
CFW

ORIGINATOR

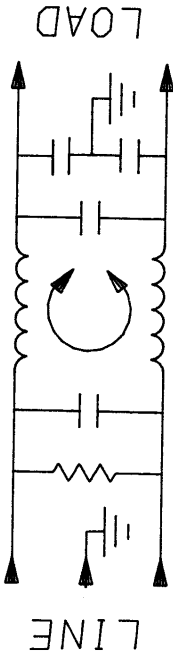
CFW

10VK3.03

.188 \pm .01 DIA



#18 AWG WIRE (5)



LIBERTYVILLE, IL 60048

POWER LINE FILTER

Mouser Electronics

Authorized Distributor

Click to View Pricing, Inventory, Delivery & Lifecycle Information:

[TE Connectivity:](#)

[10VK3](#)