

## Introducing SCHRACK XT Series Interface Plug-in Relay

# SCHRACK XT Series Interface Plug-in Relays

## KEY FEATURES

Choice of 1 form C (SPDT)  
or 2 form C (DPDT) models

SPDT rated 16A @ 240VAC;  
DPDT rated 8A @ 240VAC

Plugs into same sockets as  
our RT series relays

Sensitive DC coil (400mW)  
or AC coil (.58VA @ 60Hz)

Compact design is only .54"  
in (13.7 mm) wide

Test lever, mechanical indica-  
tor, LED indicator and pro-  
tection diode options

4kV (8mm) coil-to-contact  
isolation

Reinforced insulation, pro-  
tection class II (VDE 0700)



## DESCRIPTION

Slim, compact general purpose relay in one or two pole configurations for plug-in mounting.

## APPLICATIONS

Panel interface applications in industrial machinery and other systems.

## MECHANICAL

Robust terminals withstand plugging, unplugging.  
Optional mechanical test lever which may be customized for momentary or locking operation.

## STANDARDS AND SPECS

UL Recognized for the US and Canada, file number E214025.  
VDE approved, registration number B758.

## ELECTRICAL

Contact Data  
Contact Arrangements & Ratings: 1 Form C (SPDT) rated 16A @ 240VAC;  
2 Form C (DPDT) rated 8A @ 240VAC.

Contact Material: Silver Nickel 90/10  
Expected Life: 50,000 operations with DC coil at rated load;  
30,000 operations with AC coil at rated load.

Coil Data  
Coil Voltage: 12 to 110VDC and 24 to 230VAC. Others on request.  
Coil Power: 400mW; 0.76VA @ 50 Hz. / 0.58VA @ 60 Hz

Initial Dielectric Strength  
Coil-to-Contacts: 5,000Vrms, when used with socket RT78726;  
4,000Vrms, when used with socket RT78725.

Between Open Contacts: 1,000Vrms.  
Between Poles: 2,500Vrms.

## ENVIRONMENTAL

Operating Temperature Range: -40°C to +70°C.  
Vibration Resistance (functional): 20G, 30-500Hz for NO contact;  
5G, 30-500 Hz for NC contact.

Shock Resistance (destructive): 100G.

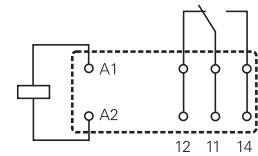
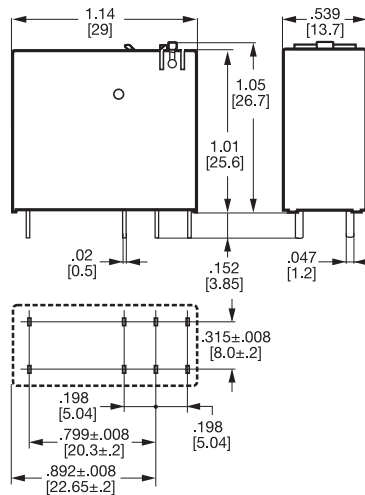
# SCHRACK XT Series Interface Plug-in Relays

## PRODUCT OFFERING

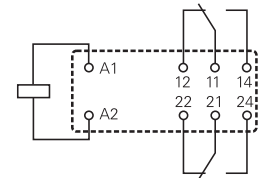
Part Number	Contact Arrangement	Coil Voltage	Test Lever & Mechanical Indicator	Optional Circuit	Internal Part Number
XT314012	1 Form C (SPDT)	12VDC	No	No	1887100-2
XT314024	1 Form C (SPDT)	24VDC	No	No	1887100-3
XT374LB2	1 Form C (SPDT)	12VDC	Yes	LED & PD	1887112-3
XT374LC4	1 Form C (SPDT)	24VDC	Yes	LED & PD	1887112-1
XT314524	1 Form C (SPDT)	24VAC	No	No	1887101-3
XT314615	1 Form C (SPDT)	115VAC	No	No	1887101-7
XT374R24	1 Form C (SPDT)	24VAC	Yes	LED	1887113-3
XT374S15	1 Form C (SPDT)	115VAC	Yes	LED	1887113-4
XT374T30	1 Form C (SPDT)	230VAC	Yes	LED	1887113-1
XT424012	2 Form C (DPDT)	12VDC	No	No	1887200-2
XT424024	2 Form C (DPDT)	24VDC	No	No	1887200-3
XT484LB2	2 Form C (DPDT)	12VDC	Yes	LED & PD	1887212-3
XT484LC4	2 Form C (DPDT)	24VDC	Yes	LED & PD	1887212-1
XT424524	2 Form C (DPDT)	24VAC	No	No	1887201-3
XT424615	2 Form C (DPDT)	115VAC	No	No	1887201-7
XT424R24	2 Form C (DPDT)	24VAC	Yes	LED	1887213-3
XT424S15	2 Form C (DPDT)	115VAC	Yes	LED	1887213-4
XT424T30	2 Form C (DPDT)	230VAC	Yes	LED	1887213-1

Chart above reflects some of the more common part numbers. Relays with different options are available.

## OUTLINE DIMENSIONS & WIRING DIAGRAMS



1 Form C  
(SPDT)



2 Form C  
(DPDT)

## ACCESSORIES

NOTE: All relay and accessory part numbers listed in the column at right are RoHS compliant.

Note: Specifications and availability are subject to change without notice. Consult data sheet 1-1773450-2 for detailed specifications.

Part Number	Description	Internal Part Number
RT78726	Screw terminal socket, DIN mount, logical terminal arrangement	6-1415035-1
RT78725	Screw terminal socket, DIN mount, conventional terminal arrangement	1860306-1
RT7872P	Poke-in (screwless) terminal socket, DIN mount, logical terminal arrangement	1860200-1
XT17017	Plastic retaining clip for use with XT relay and the above-listed sockets	2022104-1
RT17040	Marking tag for use with the above-listed sockets	2-1415038-1
RT170P1	Jumper bar for use with RT7872P sockets	1860211-1
PTM...	Plug-in LED and protection modules for optional use with above-listed sockets	Various

## FOR MORE INFORMATION

### Technical Support

Internet:	<a href="http://www.tycoelectronics.com">www.tycoelectronics.com</a>
E-mail:	<a href="mailto:newproducts@tycoelectronics.com">newproducts@tycoelectronics.com</a>
USA:	1-800-522-6752
Canada:	1-905-470-4425
Mexico:	52-55-1106-0800
C. America:	57-1-254-4444
South America:	55-11-2103-6000
Hong Kong:	852-2735-1628
Japan:	81-44-844-8013
UK:	44-208-420-8341

**Tyco Electronics Corporation**  
Harrisburg, PA

**[tycoelectronics.com](http://tycoelectronics.com)**

Copyright 2008 By Tyco Electronics Corporation  
1-1773450-1—0.0M—KRG/PDF 03-08  
SCHRACK, the TE logo and Tyco Electronics are trademarks.



**Tyco Electronics**  
Our commitment. Your advantage.

# Mouser Electronics

Authorized Distributor

Click to View Pricing, Inventory, Delivery & Lifecycle Information:

[TE Connectivity:](#)

[XT314012](#)