


## WOUV DC Series, Over/Undervoltage

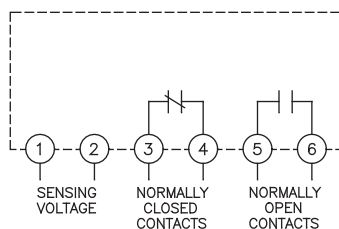
### Product Facts

#### ■ ANSI/IEEE C37.90-1978

The relay will energize at normal voltage conditions. The normally open contacts will close, and the normally closed contacts will open. The relay will de-energize during over or undervoltage conditions. Reset is automatic when the voltage returns to normal.



**Note:** Dimensions in inches. Multiply values by 25.4 for dimensions in mm.



Single Phase

### Product Specifications

**Nominal Voltage (±10%)** — 12 VDC to 560 VDC

**Drop-out Point (u/v models)** — 70-100% of nominal voltage, screwdriver adjustable

**Pick-Up Point (o/v models)** — 100-125% of nominal voltage, screwdriver adjustable

**Output Contacts** — One set N.O., One set N.C.

**Contact Ratings** —

5 amp resistive at 120 VAC or 28 VDC

**Operating Temperature Range** — -40°C to +75°C

**Temperature Effects** —

Less than 1% voltage drift over the temperature range.

**Power Consumption** —

12 to 60 VDC models — 1 W max.

120 to 305 VDC models — 2 W max.

405 to 470 VDC models — 3 W max.

560 VDC Model — 4 W max.

**Time Delay** — A short duration delay is provided to prevent nuisance tripping due to momentary dips or surges in voltage. The drop-out delay, following a voltage fault is 75 to 100 milliseconds

#### Notes:

1. Remove black screws for access to the O/V and U/V trip adjustment.
2. Clockwise rotation of the adjustment potentiometer will raise the voltage trip point.
3. The adjustments are by means of a single turn potentiometer. Use a small screwdriver and do not force beyond the limit stops.

### Ordering Information

Sample Part Number ►

WOUV -12DC -A

Type: WOUV - Over/Undervoltage

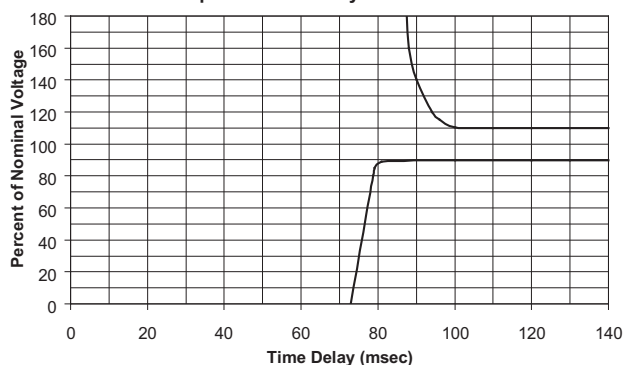
Line Voltage VDC

12DC	125DC
18DC	240DC
24DC	250DC
28DC	305DC
32DC	405DC
48DC	430DC
60DC	470DC
120DC	560DC

Options:

- Blank - Standard
- A = 2 Form A Contacts
- B = 2 Form B Contacts
- H = 125 VDC Contacts
- P = Transient Protection

Drop-Out Time Delay WOUV...DC Series



**Transient Protection** — All voltage relays will withstand momentary voltage surges of twice the nominal rated input voltage (standard).

**Option "P"** provides additional transient protection which complies with the requirements of ANSI/IEEE C37.90-1978

**Consult factory for additional models.**

# Mouser Electronics

Authorized Distributor

Click to View Pricing, Inventory, Delivery & Lifecycle Information:

## TE Connectivity:

[WOUV-125DC](#) [WOUV-120DC](#) [WOUV-125DC-AP](#) [WOUV-125DC-H](#) [WOUV-125DC-P](#) [WOUV-250DC](#) [WOUV-28DC-P](#) [WOUV-32DC](#) [WOUV-12DC-A](#)