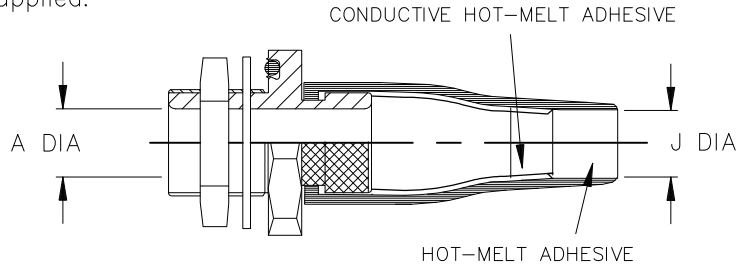


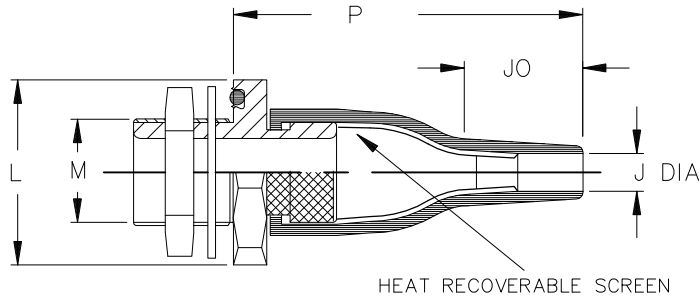
REVISIONS

P	LTR	DESCRIPTION	DATE	DWN	APVD
	6	RELEASED AS PER ECO-17-009529	03JUL2017	PV	MP

a) Part as supplied.

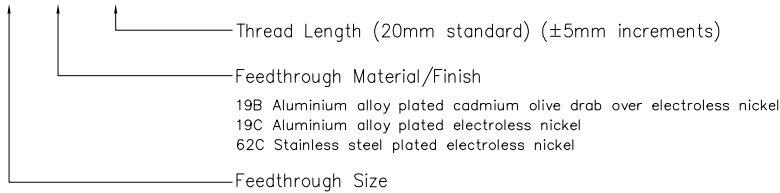


b) Part after unrestricted recovery.



NOTES:

TCFS-XX-XXX-OXX-100CH



Moulded Part Material: -100C (Black); Polyolefin/Silver Composites, Semi-flexible ZEROHAL™ Low fire hazard

Kits to include cleaning tissue, 1 piece 100 grit emery cloth & 1 piece of atom.  
Kit to be used in conjunction with TCFS installation procedure.

Dimensions in mm [inches for reference]

Part No.	A MIN	J		M THREAD	A/F NUT	L NOM	P ±10% b	JO REF b
		MIN a	MAX b					
TCFS-12	7.4 [.29]	7.0 [.28]	5.0 [.20]	M12 X 1.5	17 [.67]	24 [.94]	50 [1.97]	15 [.59]
TCFS-16	10.1 [.40]	9.0 [.35]	6.0 [.24]	M16 X 1.5	22 [.87]	29 [1.14]	65 [2.56]	17 [.67]
TCFS-20	14.1 [.56]	11.0 [.43]	7.2 [.28]	M20 X 1.5	27 [1.06]	34 [1.34]	77 [3.03]	20 [.79]
TCFS-24	19.1 [.75]	17.0 [.67]	8.5 [.33]	M24 X 1.5	30 [1.18]	38 [1.50]	90 [3.54]	25 [.98]
TCFS-30	24.1 [.95]	21.0 [.83]	10.0 [.39]	M30 X 1.5	36 [1.42]	47 [1.85]	115 [4.53]	30 [1.18]
TCFS-36	30.1 [1.19]	29.0 [1.14]	15.8 [.62]	M36 X 1.5	41 [1.61]	52 [2.05]	140 [5.51]	30 [1.18]

RELEASED FOR PUBLICATION

ALL RIGHTS RESERVED.

COPYRIGHT 2016 By TE Connectivity

THIS DRAWING IS UNPUBLISHED.

DIMENSIONS: mm [INCHES]	DWN P. VU	17OCT2016	MATERIAL	SEE NOTES	FINISH	SEE NOTES
	CHK N. NAGAR	17OCT2016	TE Connectivity			
TOLERANCES UNLESS OTHERWISE SPECIFIED:	APVD M. POPE	17OCT2016				
0 PLC ± -	PRODUCT SPEC	—	NAME ADAPTOR ASSEMBLY			
1 PLC ± -	APPLICATION SPEC	—	SIZE	CAGE CODE	DRAWING NO	RESTRICTED TO
2 PLC ± -	—	—	A4	00779	TCFS-XX-XXX-OXX-100CH	
3 PLC ± -	WEIGHT	—	CUSTOMER DRAWING			
4 PLC ± -	—	—	SCALE	DNS	SHEET	1 OF 1
ANGLES ± -	—	—	REV 6			

# Mouser Electronics

Authorized Distributor

Click to View Pricing, Inventory, Delivery & Lifecycle Information:

[TE Connectivity:](#)

[TCFS-16-62C-020-100CH](#)