

THIS DRAWING IS UNPUBLISHED.

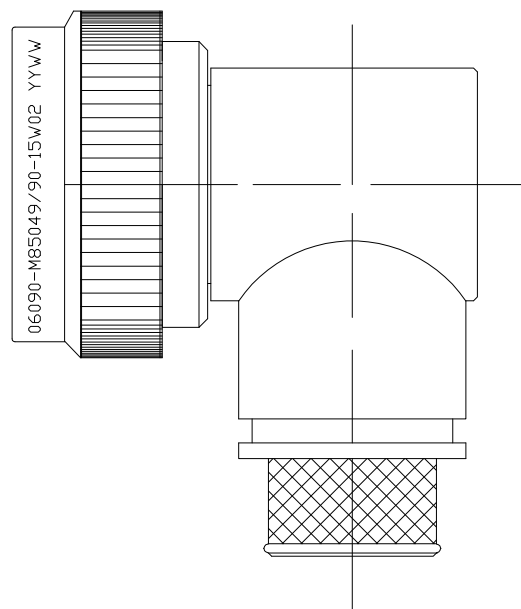
RELEASED FOR PUBLICATION

© COPYRIGHT - TE Connectivity

ALL RIGHTS RESERVED.


REVISIONS

P	LTR	DESCRIPTION	DATE	DWN	APVD
	B	REV PER ECO 17-004925	6-6-17	CT	EH



SELF-LOCKING
SHIELD BAND TERMINATION
SHRINK BOOT ACCOMMODATION 90°
ADAPTER

1. THIS PRODUCT IS DESIGNED TO TERMINATE A BRAIDED CABLE SHIELD AND A HEAT SHRINKABLE LIPPED BOOT TO A CONNECTOR, AND DESIGNED TO MEET PERFORMANCE REQUIREMENT OF AS85049/90.
2. ALL COMPONENTS SHALL BE PACKAGED AND SUPPLIED IN A PLASTIC BAG AND LABELED WITH M85049/90 DESIGNATION e.g. M85049/90-15W02.
3. PART SUPPLIED WITH STANDARD DETENTED SELF-LOCKING WHICH PROVIDES A POSITIVE AUDIBLE DETENTED COUPLING.
4. THIS ADAPTER MATES TO CONNECTOR MIL-DTL-38999 SERIES III AND MIL-DTL-38999 SERIES IV.
5. FOR MATERIAL AND FINISH INFORMATION REFER TO R85049.
FOR ALTERNATIVE MATERIALS AND PLATING FINISHES CONTACT TE CONNECTIVITY.

THIS DRAWING IS A CONTROLLED DOCUMENT.		DWN C.C.THOMAS 06JUN2017	 TE Connectivity														
DIMENSIONS: INCHES		CHK E.HALEY 6-6-17															
TOLERANCES UNLESS OTHERWISE SPECIFIED:		APVD E.HALEY 6-6-17	NAME BACKSHELL, 90° SHRINK BOOT ADAPTER, SHIELD BAND TERMINATION														
<table border="1"> <tr> <td>0 PLC</td> <td>± -</td> </tr> <tr> <td>1 PLC</td> <td>± -</td> </tr> <tr> <td>2 PLC</td> <td>± -</td> </tr> <tr> <td>3 PLC</td> <td>± -</td> </tr> <tr> <td>4 PLC</td> <td>± -</td> </tr> <tr> <td>ANGLES</td> <td>± -</td> </tr> </table>		0 PLC	± -	1 PLC	± -	2 PLC	± -	3 PLC	± -	4 PLC	± -	ANGLES	± -	PRODUCT SPEC -	APPLICATION SPEC -		
0 PLC	± -																
1 PLC	± -																
2 PLC	± -																
3 PLC	± -																
4 PLC	± -																
ANGLES	± -																
MATERIAL -	FINISH -	WEIGHT 0	SIZE A3	CAGE CODE 00779	DRAWING NO C-R85049/90	RESTRICTED TO -											
CUSTOMER DRAWING			SCALE NTS	SHEET 1 OF 3	REV B												

THIS DRAWING IS UNPUBLISHED.

RELEASED FOR PUBLICATION

REVISIONS

© COPYRIGHT - TE Connectivity

ALL RIGHTS RESERVED.

P	LTR	DESCRIPTION	DATE	DWN	APVD
-	-	SEE SHEET 1	-	-	-



PART NUMBERING

R85049/90 - 15 W 02

- SPECIFICATION SHEET
- CONFIGURATION:
 - (DASH) DETENTED SELF-LOCKING
- ORDER NO.
- FINISH
- ENTRY SIZE


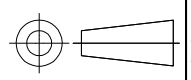
THIS DRAWING IS A CONTROLLED DOCUMENT.		DWN C.C.THOMAS 06JUN2017	TE Connectivity			
DIMENSIONS: INCHES		CHK E.HALEY 6-6-17				
		APVD E.HALEY 6-6-17	NAME BACKSHELL, 90° SHRINK BOOT ADAPTER, SHIELD BAND TERMINATION			
TOLERANCES UNLESS OTHERWISE SPECIFIED:		PRODUCT SPEC	-			
0 PLC ± - 1 PLC ± - 2 PLC ± - 3 PLC ± - 4 PLC ± - ANGLES ± -		APPLICATION SPEC	-			
MATERIAL		WEIGHT	SIZE A3	CAGE CODE 00779	DRAWING NO C-R85049/90	RESTRICTED TO
FINISH		CUSTOMER DRAWING		SCALE NTS	SHEET 2 OF 3	REV B

THIS DRAWING IS UNPUBLISHED. RELEASED FOR PUBLICATION
 © COPYRIGHT - TE Connectivity ALL RIGHTS RESERVED.

REVISIONS				
P	LTR	DESCRIPTION	DATE	APVD
-	-	SEE SHEET 1	-	-

TABLE I - SHELL SIZE AND DIMENSIONS						
ORDER NUMBER	SHELL SIZE	A MAX DIA	B DIA ±.010 ENTRY SIZE		C DIA REF	
			□2	□3	□2	□3
9	A	.858 (21.8)	N/A	.250 (6.4)	N/A	.395 (10.0)
11	B	.984 (25.0)	N/A	.312 (7.9)	N/A	.457 (11.6)
13	C	1.157 (29.4)	.312 (7.9)	.438 (11.1)	.457 (11.6)	.583 (14.8)
15	D	1.279 (32.5)	.438 (11.1)	.562 (14.3)	.583 (14.8)	.707 (18.0)
17	E	1.406 (35.7)	.500 (12.7)	.625 (15.9)	.645 (16.4)	.770 (19.6)
19	F	1.516 (38.5)	.625 (15.9)	.750 (19.1)	.770 (19.6)	.895 (22.7)
21	G	1.642 (41.7)	.625 (15.9)	.812 (20.6)	.770 (19.6)	.957 (24.3)
23	H	1.768 (44.9)	.688 (17.5)	.938 (23.8)	.829 (21.1)	1.083 (27.5)
25	J	1.889 (48.0)	.750 (19.1)	1.000 (25.4)	.895 (22.7)	1.145 (29.1)

TABLE II - SHELL SIZE AND DIMENSIONS				
ORDER NUMBER	SHELL SIZE	D MAX DIA	E MAX DIA	F (REF)
9	A	1.375 (34.9)	1.417 (36.0)	1.623 (41.2)
11	B	1.437 (36.5)	1.480 (37.6)	1.685 (42.8)
13	C	1.562 (39.7)	1.553 (39.4)	1.810 (46.0)
15	D	1.687 (42.8)	1.614 (41.0)	1.935 (49.1)
17	E	1.750 (44.4)	1.678 (42.6)	1.998 (50.8)
19	F	1.875 (47.6)	1.773 (45.0)	2.123 (53.9)
21	G	1.938 (49.2)	1.796 (45.6)	2.186 (55.5)
23	H	2.062 (52.4)	1.859 (47.2)	2.310 (58.7)
25	J	2.125 (54.0)	1.919 (48.7)	2.373 (60.3)

THIS DRAWING IS A CONTROLLED DOCUMENT.		DWN C.C.THOMAS 06JUN2017	 TE Connectivity				
DIMENSIONS: INCHES		CHK E.HALEY 6-6-17					
		APVD E.HALEY 6-6-17	NAME BACKSHELL, 90° SHRINK BOOT ADAPTER, SHIELD BAND TERMINATION				
		TOLERANCES UNLESS OTHERWISE SPECIFIED: 0 PLC ± - 1 PLC ± - 2 PLC ± - 3 PLC ± - 4 PLC ± - ANGLES ± -		PRODUCT SPEC -	APPLICATION SPEC -		
MATERIAL -		FINISH -	WEIGHT -	SIZE A3	CAGE CODE 00779	DRAWING NO C-R85049/90	RESTRICTED TO -
CUSTOMER DRAWING				SCALE NTS	SHEET 3 OF 3	REV B	

Mouser Electronics

Authorized Distributor

Click to View Pricing, Inventory, Delivery & Lifecycle Information:

[TE Connectivity:](#)

[R85049/90-13N03](#)