

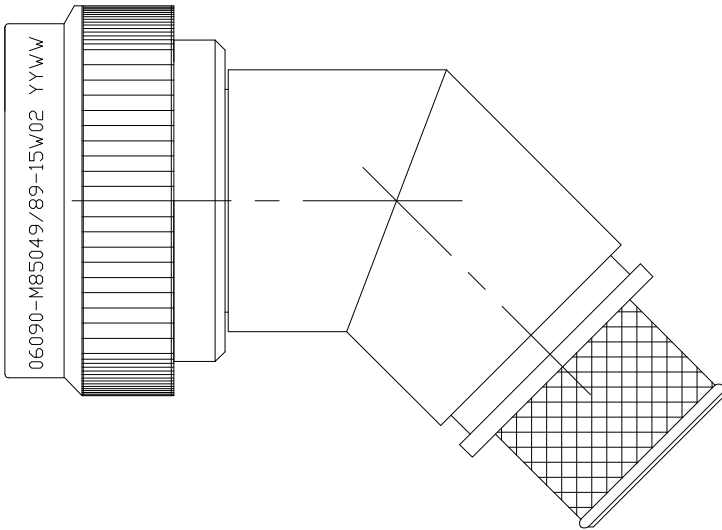
4

3

2


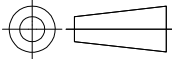
1

REVISIONS					
P	LTR	DESCRIPTION	DATE	DWN	APVD
	C	REV PER ECO 17-004921	6-6-17	CT	EH

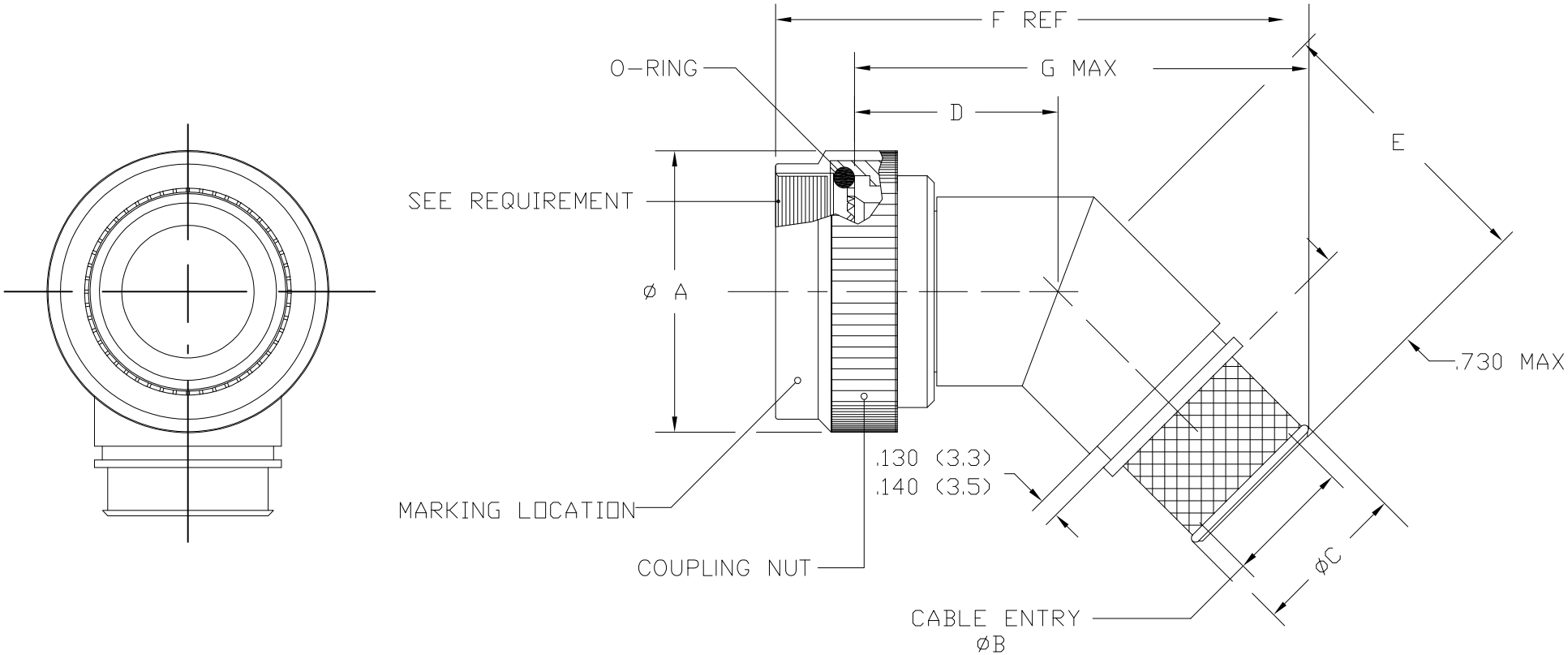


SELF-LOCKING
SHIELD BAND TERMINATION
SHRINK BOOT ACCOMMODATION 45°
ADAPTER

1. THIS PRODUCT IS DESIGNED TO TERMINATE A BRAIDED CABLE SHIELD AND A HEAT SHRINKABLE LIPPED BOOT TO A CONNECTOR, AND DESIGNED TO MEET PERFORMANCE REQUIREMENT OF AS85049/89.
2. ALL COMPONENTS SHALL BE PACKAGED AND SUPPLIED IN A PLASTIC BAG AND LABELED WITH M85049/89 DESIGNATION e. g. M85049/89-15W02.
3. PART SUPPLIED WITH STANDARD DETENTED SELF-LOCKING WHICH PROVIDES A POSITIVE AUDIBLE DETENTED COUPLING.
4. THIS ADAPTER MATES TO CONNECTOR MIL-DTL-38999 SERIES III AND MIL-DTL-38999 SERIES IV.
5. FOR MATERIAL AND FINISH INFORMATION REFER TO R85049.
FOR ALTERNATIVE MATERIALS AND PLATING FINISHES CONTACT TE CONNECTIVITY.

THIS DRAWING IS A CONTROLLED DOCUMENT.		DWN C.C.THOMAS 06JUN2017	 TE Connectivity						
		CHK E.HALEY 6-6-17							
DIMENSIONS: INCHES	TOLERANCES UNLESS OTHERWISE SPECIFIED: 0 PLC ± - 1 PLC ± - 2 PLC ± - 3 PLC ± - 4 PLC ± - ANGLES ± -	APVD E.HALEY 6-6-17	NAME BACKSHELL, 45°, SELF-LOCKING, SHIELD BAND TERMINATION, SHRINK BOOT ADAPTER -						
		PRODUCT SPEC -							
		APPLICATION SPEC -	SIZE			CAGE CODE	DRAWING NO		RESTRICTED TO
		WEIGHT 0	A3		06090	C-R85049/89		-	
MATERIAL -	FINISH -	CUSTOMER DRAWING					SCALE NTS	SHEET 1 OF 3	REV C

REVISIONS					
P	LTR	DESCRIPTION	DATE	DWN	APVD
	—	SEE SHEET 1	—	—	—



PART NUMBERING



THIS DRAWING IS A CONTROLLED DOCUMENT.		DWN C.C.THOMAS 06JUN2017	TE Connectivity		
		CHK E.HALEY 6-6-17			
		APVD E.HALEY 6-6-17	NAME BACKSHELL, 45°, SELF-LOCKING, SHIELD BAND TERMINATION, SHRINK BOOT ADAPTER		
		PRODUCT SPEC			
		APPLICATION SPEC			
		WEIGHT —	SIZE A3	CAGE CODE 06090	RESTRICTED TO —
		CUSTOMER DRAWING	SCALE NTS	SHEET 2 OF 3	REV C

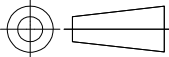
REVISIONS					
P	LTR	DESCRIPTION	DATE	DWN	APVD
	—	SEE SHEET 1	—	—	—

TABLE I - SHELL SIZE AND DIMENSIONS						
ORDER NUMBER	SHELL SIZE	ØA MAX	ØB ±.010 ENTRY SIZE		ØC REF	
			02	03	02	03
9	A	.86 (21.8)	N/A	.25 (6.4)	N/A	.39 (10.0)
11	B	.98 (25.0)	N/A	.31 (7.9)	N/A	.46 (11.6)
13	C	1.16 (29.4)	.31 (7.9)	.44 (11.1)	.46 (11.6)	.58 (14.8)
15	D	1.28 (32.5)	.44 (11.1)	.56 (14.3)	.58 (14.8)	.71 (18.0)
17	E	1.41 (35.7)	.50 (12.7)	.62 (15.9)	.64 (16.4)	.77 (19.6)
19	F	1.52 (38.5)	.62 (15.9)	.75 (19.1)	.77 (19.6)	.89 (22.7)
21	G	1.64 (41.7)	.62 (15.9)	.81 (20.6)	.77 (19.6)	.96 (24.3)
23	H	1.77 (44.9)	.69 (17.5)	.94 (23.8)	.83 (21.1)	1.08 (27.5)
25	J	1.89 (48.0)	.75 (19.1)	1.00 (25.4)	.89 (22.7)	1.14 (29.1)

TABLE I - SHELL SIZE AND DIMENSIONS (CONTINUED)							
ORDER NUMBER	SHELL SIZE	D MAX	E MAX	G MAX		F REF	
				02	03	02	03
9	A	1.01 (25.7)	1.16 (29.5)	N/A	1.97 (50.0)	N/A	2.22 (56.3)
11	B	1.03 (26.2)	1.19 (30.2)	N/A	2.03 (51.6)	N/A	2.28 (57.9)
13	C	1.06 (26.9)	1.21 (30.7)	2.08 (52.8)	2.12 (53.9)	2.33 (59.1)	2.37 (60.2)
15	D	1.08 (27.4)	1.24 (31.5)	2.16 (54.9)	2.21 (56.1)	2.41 (61.2)	2.46 (62.4)
17	E	1.11 (28.2)	1.26 (32.0)	2.23 (56.6)	2.27 (57.7)	2.48 (62.9)	2.52 (64.0)
19	F	1.12 (28.4)	1.27 (32.3)	2.29 (58.2)	2.33 (59.3)	2.54 (64.5)	2.58 (65.6)
21	G	1.15 (29.2)	1.30 (33.0)	2.34 (59.5)	2.41 (61.2)	2.59 (65.8)	2.66 (67.5)
23	H	1.17 (29.7)	1.33 (33.8)	2.40 (61.1)	2.49 (63.3)	2.65 (67.4)	2.74 (69.6)
25	J	1.20 (30.5)	1.35 (34.3)	2.47 (62.8)	2.56 (65.0)	2.72 (69.1)	2.81 (71.3)

THIS DRAWING IS A CONTROLLED DOCUMENT.

DIMENSIONS:
INCHES



TOLERANCES UNLESS OTHERWISE SPECIFIED:

0 PLC ± —
1 PLC ± —
2 PLC ± —
3 PLC ± —
4 PLC ± —
ANGLES ± —

FINISH —

MATERIAL —

DWN
C.C.THOMAS
06JUN2017

CHK
E.HALEY
6-6-17

APVD
E.HALEY
6-6-17

PRODUCT SPEC
—

APPLICATION SPEC
—

WEIGHT
—

NAME
BACKSHELL, 45°, SELF-LOCKING, SHIELD BAND
TERMINATION, SHRINK BOOT ADAPTER

SIZE
A3

CAGE CODE
06090

DRAWING NO
C-R85049/89

RESTRICTED TO
—

SCALE
NTS

SHEET
3 OF 3

REV
C

Mouser Electronics

Authorized Distributor

Click to View Pricing, Inventory, Delivery & Lifecycle Information:

[TE Connectivity:](#)

[R85049/89-21W02](#)