

4

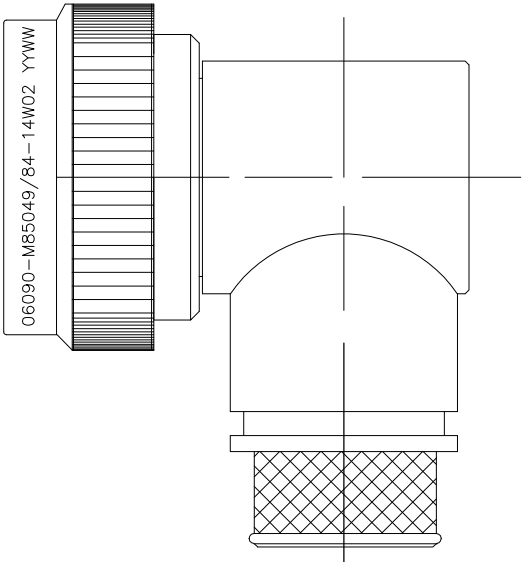
3

2


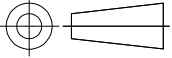
1

REVISIONS					
P	LTR	DESCRIPTION	DATE	DWN	APVD
	C	REV PER ECO 17-004923	5-31-17	CT	EH

1. THIS PRODUCT IS DESIGNED TO TERMINATE A BRAIDED CABLE SHIELD AND A HEAT SHRINKABLE LIPPED BOOT TO A CONNECTOR, AND DESIGNED TO MEET PERFORMANCE REQUIREMENT OF AS85049/84.
2. ALL COMPONENTS SHALL BE PACKAGED AND SUPPLIED IN A PLASTIC BAG AND LABELED WITH M85049/84 DESIGNATION e g, M85049/84-14W02.
3. PART SUPPLIED WITH STANDARD DETENTED SELF-LOCKING WHICH PROVIDES A POSITIVE AUDIBLE DETENTED COUPLING.
4. THIS ADAPTER MATES TO CONNECTOR SAE-AS50151 CRIMP, MIL-DTL-26482 SERIES 2, SAE-AS81703 SERIES 3, AND MIL-DTL-83723 SERIES III.
5. FOR MATERIAL AND FINISH INFORMATION REFER TO R85049.
FOR ALTERNATIVE MATERIALS AND PLATING FINISHES CONTACT TE CONNECTIVITY.



SELF-LOCKING
SHIELD BAND TERMINATION
SHRINK BOOT ACCOMMODATION 90° ADAPTER

THIS DRAWING IS A CONTROLLED DOCUMENT.		DWN C.C.THOMAS 31MAY2017	<div> TE Connectivity</div>			
DIMENSIONS: INCHES	TOLERANCES UNLESS OTHERWISE SPECIFIED:	CHK E.HALEY 5-31-17				
		APVD E.HALEY 5-31-17				
		PRODUCT SPEC				
	0 PLC ± - 1 PLC ± - 2 PLC ± - 3 PLC ± - 4 PLC ± - ANGLES ± -	APPLICATION SPEC	NAME BACKSHELL,90 DEG,SELF LOCKING SHIELD BAND TERMINATION,SHRINK BOOT ACCOMMODATION			
		—				
MATERIAL —	FINISH —	WEIGHT 0.000000	SIZE A3	CAGE CODE 00779	DRAWING NO C-R85049/84	RESTRICTED TO —
CUSTOMER DRAWING			SCALE NTS	SHEET 1 OF 3	REV C	

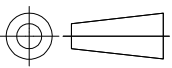
REVISIONS					
P	LTR	DESCRIPTION	DATE	DWN	APVD
	—	SEE SHEET 1	—	—	—

ORDER NUMBER	FOR CONNECTOR SHELL SIZE (REF)				TABLE I — SHELL SIZE AND DIMENSIONS				
	SAE— AS81703 SERIES 3	MIL—DTL— 26482 SERIES 2	SAE— AS50151 CRIMP	MIL—DTL— 83723 SERIES III	∅A MAX	∅B ±.010 ENTRY SIZE		∅C REF	
						02	03	02	03
8	--	8	8S	8	.885 (22.48)	N/A	.250 (6.35)	N/A	.395 (10.03)
10	--	10	10S, 10SL	10	1.010 (25.65)	N/A	.312 (7.92)	N/A	.457 (11.61)
12	7	12	12S AND 12	12	1.135 (28.83)	.312 (7.92)	.438 (11.13)	.457 (11.60)	.583 (14.81)
14	12	14	14S AND 14	14	1.260 (32.00)	.438 (11.13)	.562 (14.27)	.583 (14.81)	.707 (17.96)
16	19	16	16S AND 16	16	1.385 (35.18)	.500 (12.70)	.625 (15.88)	.645 (16.38)	.770 (19.56)
18	27	18	18	18	1.510 (38.35)	.625 (15.88)	.750 (19.05)	.770 (19.56)	.895 (22.73)
20	37	20	20	20	1.635 (41.53)	.625 (15.88)	.812 (20.62)	.770 (19.56)	.957 (24.31)
22	--	22	22	22	1.760 (44.70)	.688 (17.48)	.938 (23.83)	.829 (21.06)	1.083 (27.51)
24	--	24	24	24	1.885 (47.88)	.750 (19.05)	1.000 (25.40)	.895 (22.73)	1.145 (29.08)
28	--	--	28	--	2.135 (54.23)	.875 (22.23)	1.125 (28.58)	1.020 (25.91)	1.270 (32.26)

ORDER NUMBER	FOR CONNECTOR SHELL SIZE (REF)				TABLE I — SHELL SIZE AND DIMENSIONS (CONTINUED)		
	SAE— AS81703 SERIES 3	MIL—DTL— 26482 SERIES 2	SAE— AS50151 CRIMP	MIL—DTL— 83723 SERIES III	D MAX	E MAX	F REF
8	--	8	8S	8	1.19 (30.2)	1.42 (36.1)	1.50 (38.1)
10	--	10	10S, 10SL	10	1.28 (32.5)	1.48 (37.6)	1.59 (40.4)
12	7	12	12S AND 12	12	1.41 (35.8)	1.54 (39.1)	1.72 (43.7)
14	12	14	14S AND 14	14	1.53 (38.9)	1.61 (40.9)	1.84 (46.7)
16	19	16	16S AND 16	16	1.66 (42.2)	1.67 (42.4)	1.97 (50.0)
18	27	18	18	18	1.72 (43.7)	1.73 (43.9)	2.03 (51.6)
20	37	20	20	20	1.84 (46.7)	1.79 (45.5)	2.15 (54.6)
22	--	22	22	22	1.94 (49.3)	1.85 (47.0)	2.25 (57.1)
24	--	24	24	24	2.09 (53.1)	1.92 (48.8)	2.40 (61.0)
28	--	--	28	--	2.53 (64.3)	2.04 (51.8)	3.00 (76.2)

THIS DRAWING IS A CONTROLLED DOCUMENT.

DIMENSIONS:
INCHES



MATERIAL
—

FINISH
—

TOLERANCES UNLESS OTHERWISE SPECIFIED:

0 PLC ± —
1 PLC ± —
2 PLC ± —
3 PLC ± —
4 PLC ± —
ANGLES ± —

DWN
C.C.THOMAS
31MAY2017

CHK
E.HALEY
5-31-17


APVD
E.HALEY
5-31-17

PRODUCT SPEC
—

APPLICATION SPEC
—

WEIGHT
0.000000

CUSTOMER DRAWING

TE Connectivity

NAME
BACKSHELL,90 DEG,SELF LOCKING
SHIELD BAND TERMINATION,SHRINK
BOOT ACCOMMODATION

SIZE
A3

CAGE CODE
00779

DRAWING NO
C-R85049/84

RESTRICTED TO
—

SCALE
NTS

SHEET
3 OF 3

REV
C

Mouser Electronics

Authorized Distributor

Click to View Pricing, Inventory, Delivery & Lifecycle Information:

[TE Connectivity:](#)

[R85049/84-28W02](#)