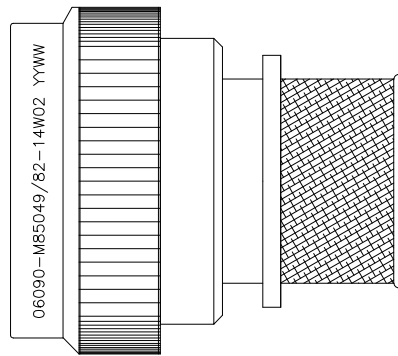


REVISIONS

| P | LTR | DESCRIPTION | DATE | DWN | APVD |
|---|-----|-----------------------|--------|-----|------|
| | C | REV PER ECO 17-004696 | 5-8-17 | CT | EH |



SELF-LOCKING
SHIELD BAND TERMINATION
SHRINK BOOT ACCOMMODATION ADAPTER


1. THIS PRODUCT IS DESIGNED TO TERMINATE A BRAIDED CABLE SHIELD AND A HEAT SHRINKABLE LIPPED BOOT TO A CONNECTOR, AND DESIGNED TO MEET PERFORMANCE REQUIREMENTS OF AS85049/82.
2. ALL COMPONENTS SHALL BE PACKAGED AND SUPPLIED IN A PLASTIC BAG AND LABELED WITH M85049/82 DESIGNATION. e.g. M85049/82-14W02.
3. PART SUPPLIED WITH STANDARD DETENTED SELF-LOCKING WHICH PROVIDES A POSITIVE AUDIBLE DETENTED COUPLING.
4. THIS ADAPTER MATES TO CONNECTOR SAE-AS50151 CRIMP, MIL-DTL-26482 SERIES 2, SAE-AS81703 SERIES 3, AND MIL-DTL-83723 SERIES III.
5. FOR MATERIALS AND PLATING FINISHES INFORMATION REFER TO R85049.
FOR ALTERNATIVE MATERIALS AND PLATING FINISHES CONTACT TE CONNECTIVITY.

RELEASED FOR PUBLICATION

ALL RIGHTS RESERVED.

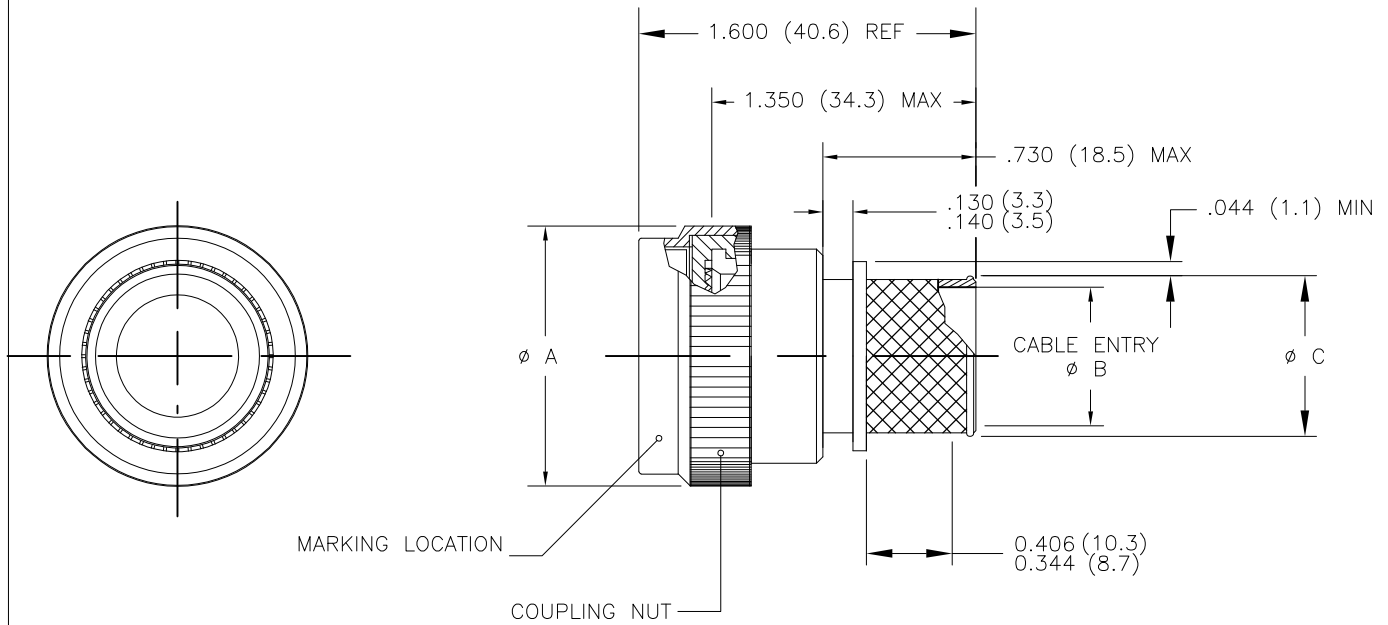
THIS DRAWING IS UNPUBLISHED.

© COPYRIGHT - TE Connectivity

| | | | | | | | |
|---|-----------------------|--|--|---------------------------|--------------------|-----------------|----------|
| DIMENSIONS: INCHES | DWN C.C.THOMAS | 08MAY2017 | MATERIAL — | FINISH — | | | |
| | CHK E.HALEY | 5-8-17 |  TE Connectivity | | | | |
| TOLERANCES UNLESS OTHERWISE SPECIFIED: 0 PLC ± — 1 PLC ± — 2 PLC ± .01 3 PLC ± .005 4 PLC ± — ANGLES ± — | APVD E.HALEY | 5-8-17 | | | | | |
| | PRODUCT SPEC — | NAME BACKSHELL,STRAIGHT,SHIELD BAND TERMINATION SHRINK BOOT ACCOMMODATION,CAT 3B | | | | | |
| | APPLICATION SPEC — | SIZE A4 | CAGE CODE 06090 | DRAWING NO C-R85049/82 | RESTRICTED TO — | | |
| WEIGHT 0 | | CUSTOMER DRAWING | | | SCALE NTS | SHEET 1 OF 3 | REV C |

REVISIONS

| P | LTR | DESCRIPTION | DATE | DWN | APVD |
|---|-----|-------------|------|-----|------|
| — | — | SEE SHEET 1 | — | — | — |



PART NUMBERING

M85049/82 - 14 W 02

- SPECIFICATION SHEET
- CONFIGURATION:
 - (DASH) DETENTED SELF-LOCKING
- ORDER NO.
- FINISH
- ENTRY SIZE

RELEASED FOR PUBLICATION

ALL RIGHTS RESERVED.

THIS DRAWING IS UNPUBLISHED.

COPYRIGHT - TE Connectivity

| | | | | | |
|---|-----------------------|---|---------------------------|---------------------------|--------------------|
| DIMENSIONS: INCHES | DWN C.C.THOMAS | 08MAY2017 | MATERIAL — | FINISH — | |
| | CHK E.HALEY | 5-8-17 | TE TE Connectivity | | |
| TOLERANCES UNLESS OTHERWISE SPECIFIED: | APVD E.HALEY | 5-8-17 | | | |
| | PRODUCT SPEC — | NAME BACKSHELL, STRAIGHT, SHIELD BAND TERMINATION | | | |
| 0 PLC ± — | APPLICATION SPEC — | SIZE A4 | CAGE CODE 00779 | DRAWING NO C-R85049/82 | RESTRICTED TO — |
| 1 PLC ± — | WEIGHT — | CUSTOMER DRAWING | | | SCALE NTS |
| 2 PLC ± .01 | | SHEET 2 OF 3 | | | REV C |
| 3 PLC ± .005 | | | | | |
| 4 PLC ± — | | | | | |
| ANGLES ± — | | | | | |

| REVISIONS | | | | | |
|-----------|-----|-------------|------|-----|------|
| P | LTR | DESCRIPTION | DATE | DWN | APVD |
| | — | SEE SHEET 1 | — | — | — |


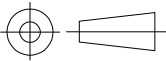
| ORDER NUMBER | FOR CONNECTOR SHELL SIZE (REF) | | | | TABLE I — SHELL SIZE AND DIMENSIONS | | | | |
|-----------------|--------------------------------|-------------------------------|--------------------------|---------------------------------|-------------------------------------|------------------------|---------------|---------------|---------------|
| | SAE— AS81703 SERIES 3 | MIL—DTL— 26482 SERIES 2 | SAE— AS50151 CRIMP | MIL—DTL— 83723 SERIES III | A MAX DIA | B DIA ±.010 ENTRY SIZE | | C DIA REF | |
| | | | | | | 02 | 03 | 02 | 03 |
| 8 | -- | 8 | 8S | 8 | .885 (22.48) | N/A | .250 (6.35) | N/A | .395 (10.03) |
| 10 | -- | 10 | 10S, 10SL | 10 | 1.010 (25.65) | N/A | .312 (7.92) | N/A | .457 (11.61) |
| 12 | 7 | 12 | 12S AND 12 | 12 | 1.135 (28.83) | .312 (7.92) | .438 (11.13) | .457 (11.60) | .583 (14.81) |
| 14 | 12 | 14 | 14S AND 14 | 14 | 1.260 (32.00) | .438 (11.13) | .562 (14.27) | .583 (14.81) | .707 (17.96) |
| 16 | 19 | 16 | 16S AND 16 | 16 | 1.385 (35.18) | .500 (12.70) | .625 (15.88) | .645 (16.38) | .770 (19.56) |
| 18 | 27 | 18 | 18 | 18 | 1.510 (38.35) | .625 (15.88) | .750 (19.05) | .770 (19.56) | .895 (22.73) |
| 20 | 37 | 20 | 20 | 20 | 1.635 (41.53) | .625 (15.88) | .812 (20.62) | .770 (19.56) | .957 (24.31) |
| 22 | -- | 22 | 22 | 22 | 1.760 (44.70) | .688 (17.48) | .938 (23.83) | .829 (21.06) | 1.083 (27.51) |
| 24 | -- | 24 | 24 | 24 | 1.885 (47.88) | .750 (19.05) | 1.000 (25.40) | .895 (22.73) | 1.145 (29.08) |
| 28 | -- | -- | 28 | -- | 2.135 (54.23) | .875 (22.23) | 1.125 (28.58) | 1.020 (25.91) | 1.270 (32.26) |

RELEASED FOR PUBLICATION

ALL RIGHTS RESERVED.

THIS DRAWING IS UNPUBLISHED.

© COPYRIGHT — TE Connectivity

| | | | | | | |
|---|-------------------|-----------|--|--------------------|---------------------------|--------------------|
| DIMENSIONS: INCHES | DWN C.C.THOMAS | 08MAY2017 | MATERIAL | — | FINISH | — |
| | CHK E.HALEY | 5-8-17 |  TE Connectivity | | | |
| TOLERANCES UNLESS OTHERWISE SPECIFIED: 0 PLC ± — 1 PLC ± — 2 PLC ± .01 3 PLC ± .005 4 PLC ± — ANGLES ± — | APVD E.HALEY | 5-8-17 | | | | |
| | PRODUCT SPEC | — | NAME BACKSHELL,STRAIGHT, SHIELD BAND TERMINATION | | | |
| | APPLICATION SPEC | — | | | | |
| | WEIGHT | — | SIZE A4 | CAGE CODE 00779 | DRAWING NO C-R85049/82 | RESTRICTED TO — |
|  | | | CUSTOMER DRAWING | | SCALE NTS | SHEET 3 OF 3 |
| | | | | | REV C | |

Mouser Electronics

Authorized Distributor

Click to View Pricing, Inventory, Delivery & Lifecycle Information:

[TE Connectivity:](#)

[R85049/82-08W03](#)