

MINIMUM INSERTION LOSS IN dB LINE TO GROUND IN 50 OHM CIRCUIT										MINIMUM INSERTION LOSS IN dB LINE TO LINE IN 50 OHM CIRCUIT									
CURRENT RATING		FREQUENCY MHz								CURRENT RATING		FREQUENCY MHz							
		0.15	0.5	1	3	5	10	30				0.15	0.5	1	3	5	10	30	
H MODELS										H MODELS									
3 AMP	21	27	30	29	26	23	15			3 AMP	4	12	18	31	40	48	41		
6 AMP	11	15	17	19	18	16	13			6 AMP	4	12	16	26	35	40	35		
10 AMP	5	8	10	12	11	11	10			10 AMP	4	12	16	26	33	40	32		
S MODELS										S MODELS									
3 AMP	21	27	33	40	44	50	32			3 AMP	4	12	15	30	48	50	45		
6 AMP	12	17	23	32	36	44	30			6 AMP	4	12	15	22	42	55	45		
10 AMP	5	10	13	23	27	35	27			10 AMP	4	12	15	22	42	55	45		

RECOMMENDED PANEL CUTOUTS

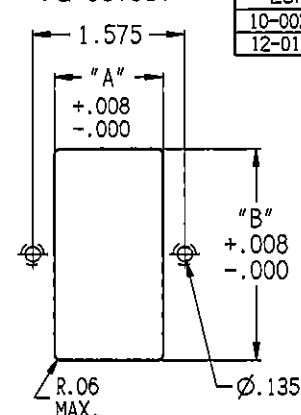
STYLE	DIMENSION 'A'		DIMENSION B
	UNSHIELDED	SHIELDED	
PS	1.06	1.12	2.201 *
PSL	1.12		2.201 *
PE	1.12	1.12	2.201 *
PM	1.06	1.12	2.13
PSC	1.06	1.12	2.52
PSJ	1.06	1.12	2.6

* FOR PANEL THICKNESS OF 0.031"-0.079" ONLY.
USE 2.213 FOR PANEL THICKNESS OF 0.083"-0.114"

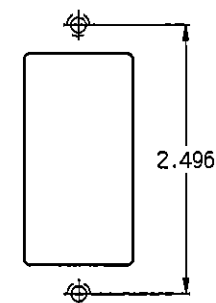
SHEET 1 OF 2

ECN#	APPRVD	DATE	REV
10-002963	ELC	19AUG10	C
12-015327	TAM	22AUG12	D

PE CUTOUT

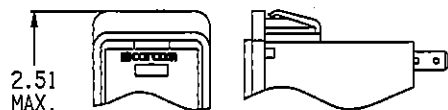


PM CUTOUT

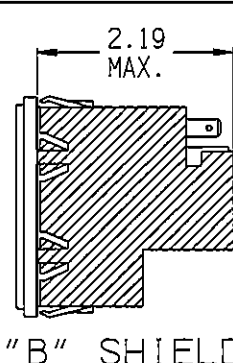
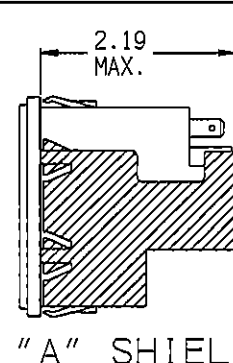
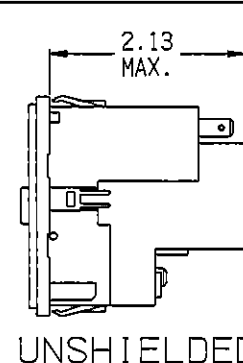
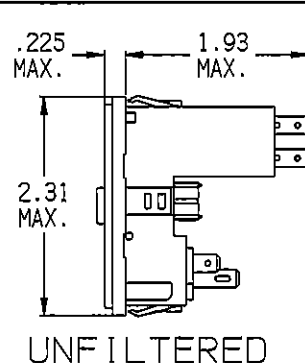
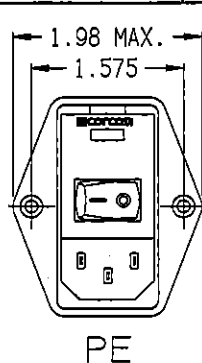
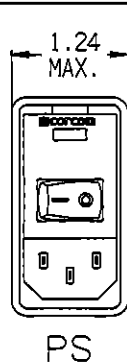
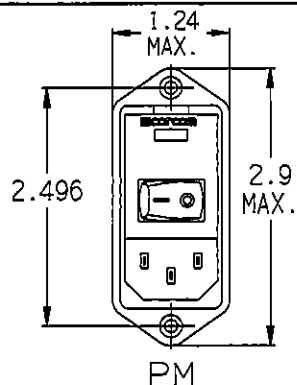


NOTE: FOR SNAP-IN APPLICATIONS, THE A SIDES
MUST HAVE A .020 R. ON INSTALLATION SIDE.

C - EXTENDER



J-SERIES EXTENDER



MOUNTING STYLE
E = SEE VIEW ABOVE
S = SEE VIEW
M = SEE VIEW

EXTENDER
O = NONE
C = FN260
J = J SERIES
L = L SERIES

OPTIONS
O = BLANK
S = DOUBLE POLE SINGLE THROW
O = SINGLE VOLTAGE
S = DUAL VOLT. SELECT (SMPS)
X = DUAL VOLT. SELECT (SERIES/PARALLEL)

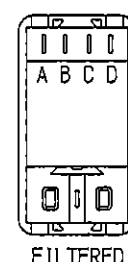
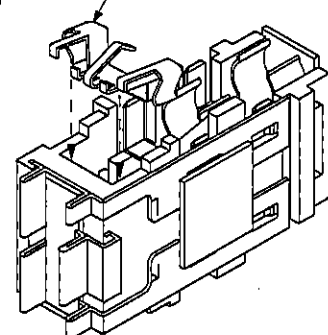
0 = NO SHIELD
A = FILTER SHIELD
B = COMPLETE SHIELD

0 = NO FILTER
3 = 3 AMPS
6 = 6 AMPS
X = 10 AMPS

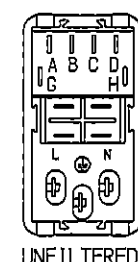
0 = NO FILTER
B = INTERCONNECTION BLOCK
H = MEDICAL FILTER
S = GENERAL PURPOSE

D = DUAL FUSE
S = SINGLE FUSE

CONVERSION CLIP
FOR SINGLE FUSE
APPLICATIONS



REAR
VIEW



Tyco Electronics

CORCOM PRODUCTS, 620 S. BUTTERFIELD RD. MUNDLEIN IL 60060

CUSTOMER DRAWING
P-SERIES

TYCO ELECTRONICS PART NO.

SCALE:	DATE:	DRAWING NUMBER:	REV.
1:2	2-4-97	P-SERIES	D
DRW. BY:	ORIG:		

SHEET SIZE

THIRD ANGLE PROJECTION



THIS INFORMATION IS CONFIDENTIAL AND PROPRIETARY TO TYCO ELECTRONICS CORPORATION AND ITS WORLDWIDE SUBSIDIARIES AND AFFILIATES. IT MAY NOT BE DISCLOSED TO ANYONE OTHER THAN TYCO ELECTRONICS PERSONNEL, WITHOUT WRITTEN AUTHORIZATION FROM TYCO ELECTRONICS CORPORATION. HARRISBURG, PENNSYLVANIA USA.

1.) DUAL PRIMARY TRANSFORMER TYPE:



2.) JUMPER TYPE:



NOTE 1: JUMPERS ARE REQUIRED IF A FILTER OR INTERCONNECTION MODULE IS NOT USED.

NOTE 2: LOCATION OF OPTIONAL FILTER. JUMPERS ARE REQUIRED IF A FILTER OR INTERCONNECTION MODULE IS NOT USED.

GENERAL NOTES:

CONVERSION CLIP PROVIDED ON FUSEHOLDER FOR SINGLE FUSE MODELS.

SWITCH: DOUBLE INSULATED RATED FOR 10,000 OPERATIONS AT FULL LOAD.
51 AMP INRUSH CAPABILITY.

TERMINALS: FOUR 0.187" x 0.032" QUICK CONNECT TABS
ONE SOLDER TERMINAL

SAFETY ORGANIZATIONS

THIS FILTER HAS BEEN FORMALLY RECOGNIZED, CERTIFIED OR APPROVED BY THE LISTED AGENCY. THEREFORE, ALL TEST/REQUIREMENTS SPECIFIED IN THE LATEST REVISION OF THE FOLLOWING AGENCY STANDARDS HAVE BEEN MET:

UL RECOGNIZED
CSA CERTIFIED
VDE APPROVED



SEE INDIVIDUAL CUSTOMER
DRAWINGS FOR OTHER (L AND Z)
P-SERIES VERSIONS.

SPECIFICATIONS

HIPOT RATING (ONE MINUTE)

LINE TO GROUND:	1500 VAC
LINE TO LINE:	1450 VDC
OPERATING FREQUENCY:	50/60 Hz
RATED VOLTAGE:	120/250 VAC
OPERATING VOLTAGES:	115/230 VAC
SELECTABLE OR FIXED:	SELECTABLE FUSEHOLDER ACCEPTS 1 OR 2 FUSES 1/4" x 1-1/4" OR 5 x 20mm

OPERATING AMBIENT TEMP.:	-10°C TO +40°C
STORAGE TEMPERATURE:	-40°C TO +85°C
HUMIDITY:	21 DAYS, 40°C @95% RH.
CURRENT OVERLOAD TEST:	6 TIMES I_R FOR 8 SECONDS

NONFILTERED MODELS

RATED CURRENT; I_R :	10A @ 120 VAC
	10A @ 250 VAC

FILTERED MODELS

MAXIMUM LEAKAGE CURRENT, EACH LINE TO GROUND	
@ 120 VAC 60Hz:	H MODELS 2 μ A S MODELS 0.25m
@ 250 VAC 50Hz:	H MODELS 5 μ A S MODELS 0.50mA

RATED CURRENT; I_R :	3, 6 & 10 AMP MODELS AVAILABLE
------------------------	-----------------------------------



Tyco Electronics

CORCOM PRODUCTS, 620 S. BUTTERFIELD RD. MUNDELEIN IL 60060

CUSTOMER DRAWING
P-SERIES

TYCO ELECTRONICS PART NO.

SCALE:	NA	DATE:	2/4/97	DRAWING NUMBER:	P-SERIES	REV.	D
DRW. BY:		ORIG:					

SHEET SIZE

THIRD ANGLE PROJECTION



THIS INFORMATION IS CONFIDENTIAL AND PROPRIETARY TO TYCO ELECTRONICS CORPORATION AND ITS WORLDWIDE SUBSIDIARIES AND AFFILIATES. IT MAY NOT BE DISCLOSED TO ANYONE OTHER THAN TYCO ELECTRONICS PERSONNEL, WITHOUT WRITTEN AUTHORIZATION FROM TYCO ELECTRONICS CORPORATION, HARRISBURG, PENNSYLVANIA USA.

Mouser Electronics

Authorized Distributor

Click to View Pricing, Inventory, Delivery & Lifecycle Information:

[TE Connectivity:](#)

[PS000SSXA](#)