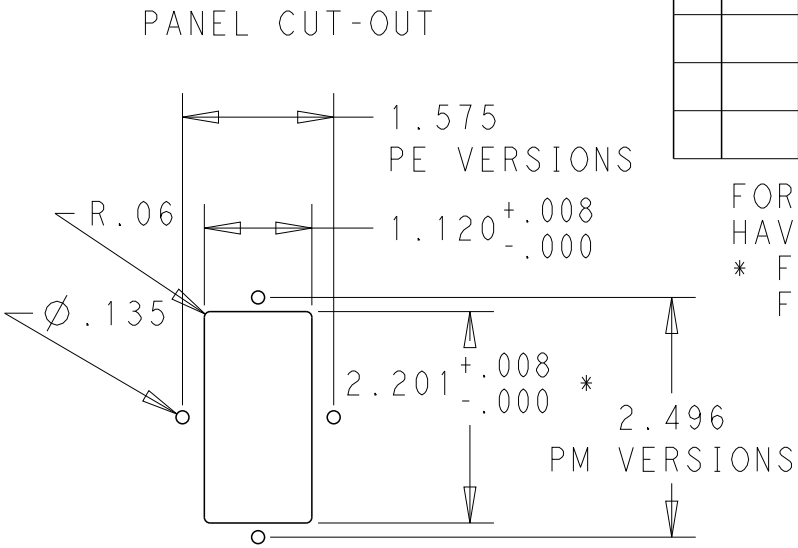


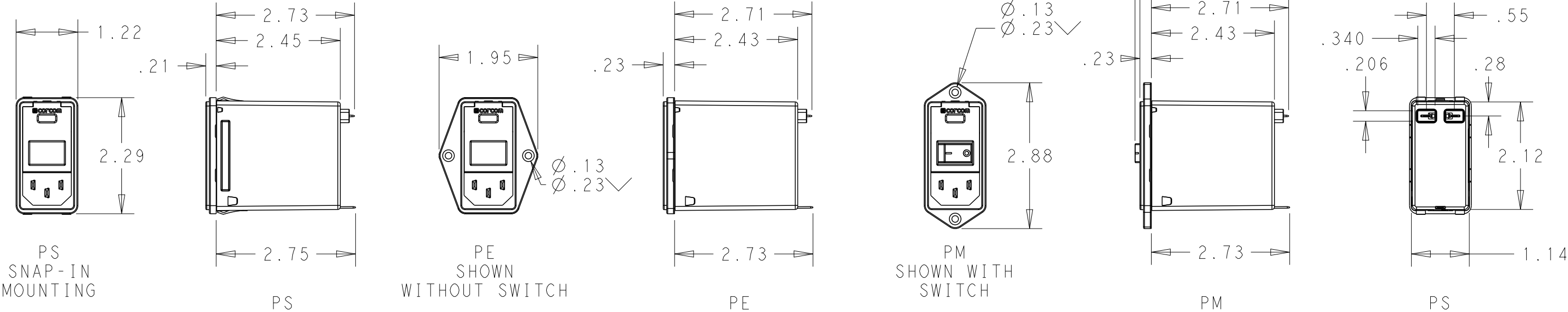
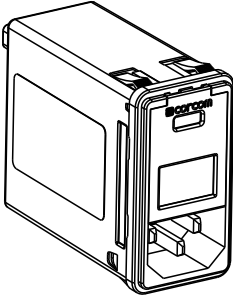
LOC	DIST	REVISIONS					
		P	LTR	DESCRIPTION	DATE	DWN	APVD
X53	-		A	ECO-10-017557	10JAN2012	EC	EC

MINIMUM INSERTION LOSS, 50Ω LINE AND LOAD IMPEDANCES													
LINE TO GROUND (COMMON MODE)							LINE TO LINE (DIFFERENTIAL MODE)						
CURRENT RATING	FREQUENCY, MHz						CURRENT RATING	FREQUENCY, MHz					
	.15	.5	1	3	10	30		.15	.5	1	3	10	30
3 AMP	50	60	60	49	40	30	3 AMP	25	60	60	53	45	40
6 AMP	34	58	58	47	37	30	6 AMP	9	50	62	54	46	40
10 AMP	6	35	45	45	38	30	10 AMP	10	20	59	54	48	40

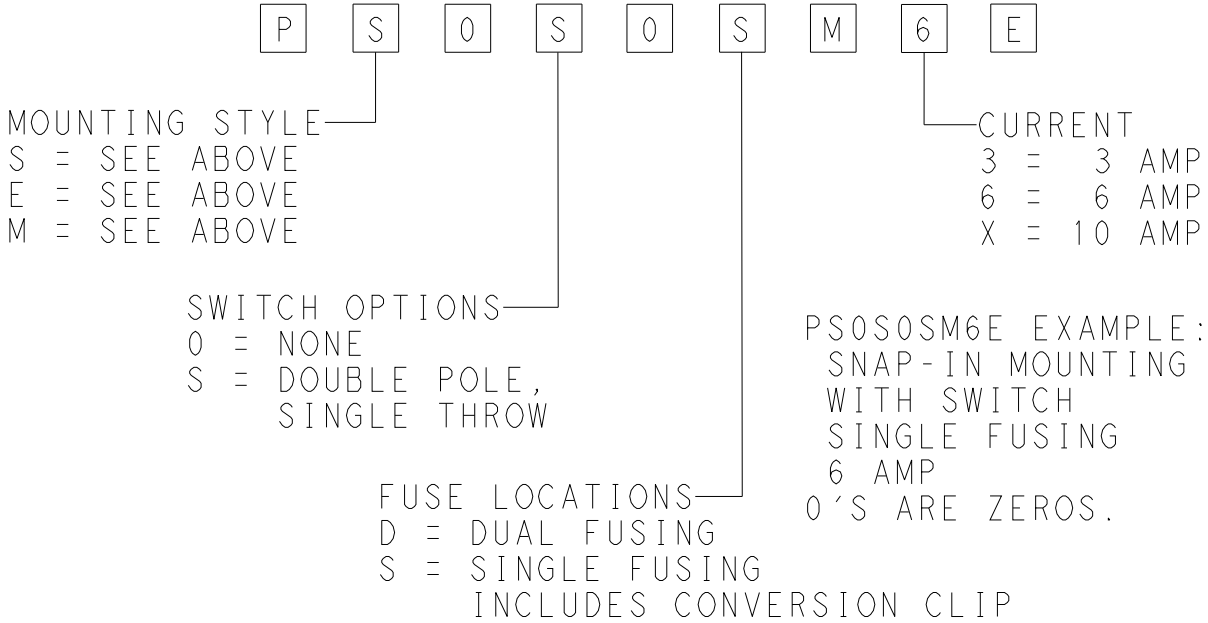
SCHEMATIC



FOR PS VERSIONS THE SHORT EDGES MUST HAVE R.02 ON INSERTION SIDE.
* FOR PANEL THICKNESS 0.031-0.079 USE 2.201
FOR PANEL THICKNESS 0.083-0.114 USE 2.213.



PART NUMBER SYSTEM



HIPOT RATING (ONE MINUTE)		MAX LEAKAGE CURRENT .25mA @ 120V 60Hz	
LINE TO GROUND: 1500 VAC		PER LINE TO GROUND: .50mA @ 250V 60Hz	
LINE TO LINE: 1450 VDC		HUMIDITY: 21 DAYS, 40°C @ 95%RH	
OPERATING FREQUENCY: 50/60 Hz		CURRENT OVERLOAD: 6X RATED FOR 8 SEC	
RATED VOLTAGE: 120/250 VAC		SWITCH: 10K CYCLES @ 51 AMP INRUSH	
FUSING: ACCEPTS 3AG Ø 1/4" X 1-1/4"		TERMINALS: 0.187" X .032 FASTON TABS	
OR METRIC Ø 5 mm X 20 mm		SAFETY AGENCIES: UL RECOGNIZED, CSA CERTIFIED, VDE APPROVED.	
OPERATING AMBIENT TEMP: -10°C TO 40°C			
STORAGE TEMPERATURE: -40°C TO 85°C			

THIS DRAWING IS A CONTROLLED DOCUMENT.		DWN	20DEC2011	TE Connectivity	
		EC			
		CHK	20DEC2011		
		-			
		APVD	20DEC2011	NAME	
		EC		MEDIUM P SERIES	
		PRODUCT SPEC		SWITCHED, FUSED,	
				2-STAGE FILTERED INLET	
		APPLICATION SPEC		SIZE	CAGE CODE
				A300779	©-MEDIUM-P-SERIES
		WEIGHT		DRAWING NO	RESTRICTED TO
		CUSTOMER DRAWING		SCALE	SHEET
				1:2	1 OF 1
				REV	A

Mouser Electronics

Authorized Distributor

Click to View Pricing, Inventory, Delivery & Lifecycle Information:

[TE Connectivity:](#)

[PM000SM6E](#)