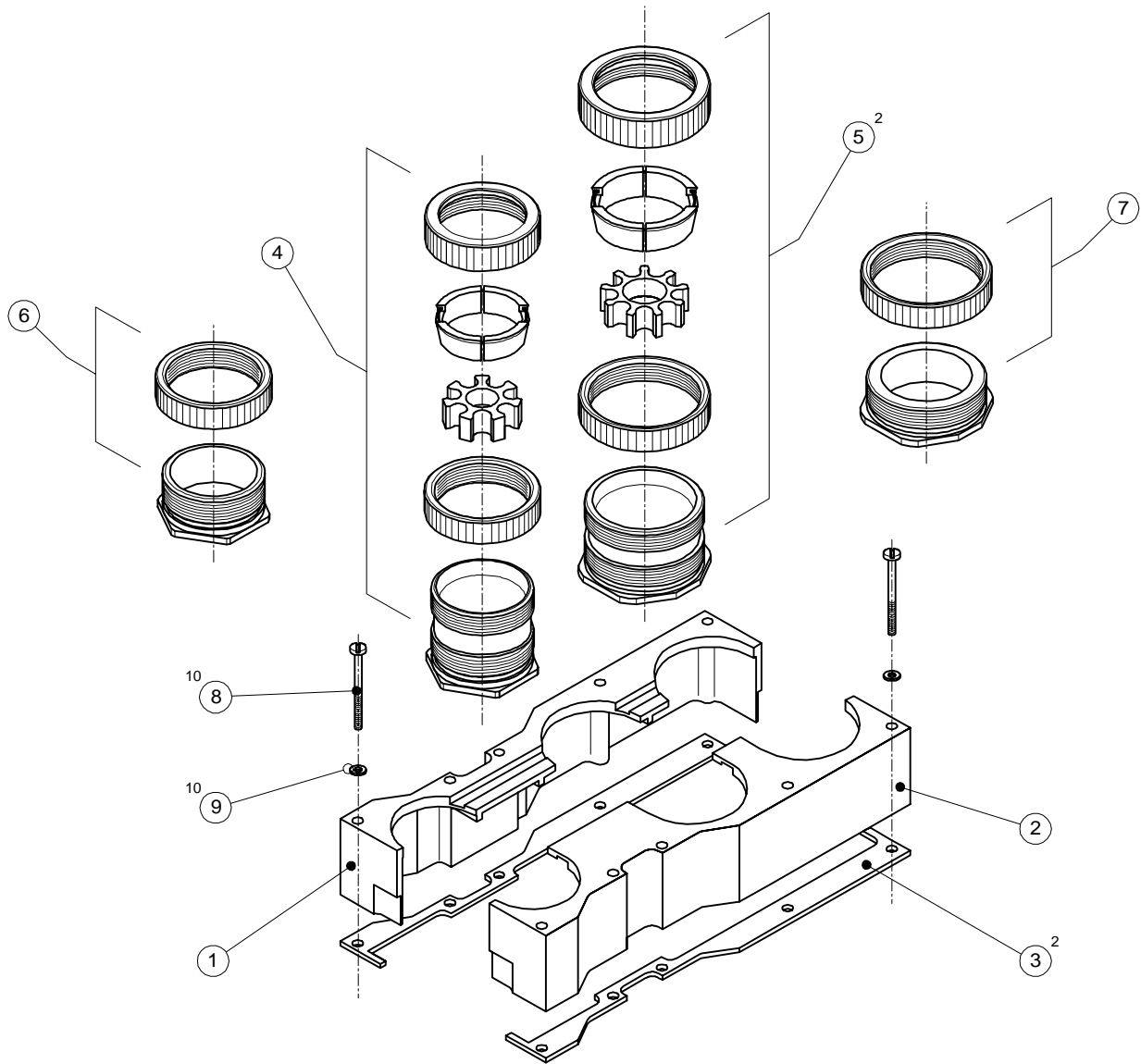


SPECIFICATION CONTROL DRAWING

REV: B	DCR # D060261	DATE: AUG 17, 2006
-----------	------------------	-----------------------



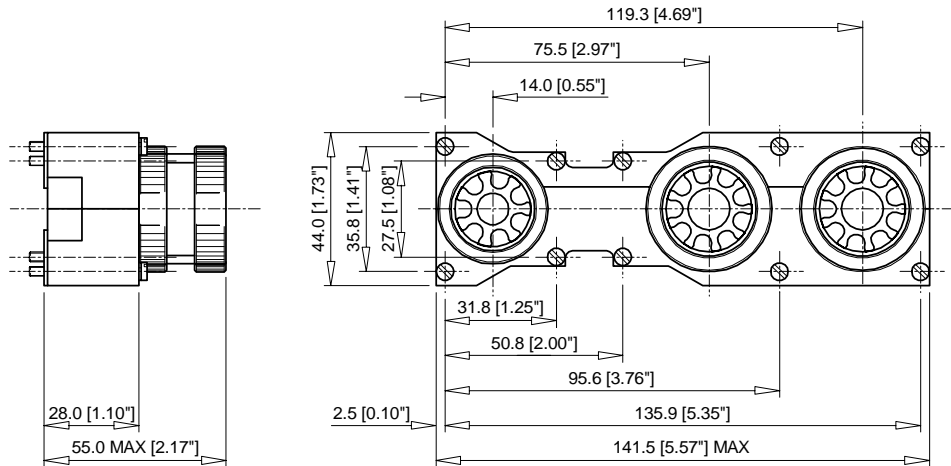
© 2006 Tyco Electronics Corporation. All rights reserved.

<div>tyco / <i>Electronics</i></div> <div>Wire and Harnessing Products</div>		<div>Tyco Electronics 300 Constitution Drive Menlo Park, CA 94025 USA</div>	<div>TITLE:</div> <div>HEXASHIELD ADAPTOR FOR ARINC 600 CONNECTOR-SIZE 2-SHELL CAVITIES A, B AND C-PLAIN CLAMPING NUT</div>		
<div>UNLESS OTHERWISE SPECIFIED DIMENSIONS ARE IN MILLIMETERS. INCH DIMENSIONS ARE SHOWN IN BRACKETS</div>		<div>This drawing and the information set forth hereon is the property of Tyco Electronics and is to be held in trust and confidence. Publication, duplication, disclosure or use for any other purpose not expressly authorized in writing by Tyco Electronics is prohibited.</div>	<div>DOCUMENT NO.</div> <div>HEXA6-AY-00-02-AYY-1-YY</div>		
<div>DRAWN: IRT</div>	<div>DATE: FEB 01</div>	<div>Tyco Electronics reserves the right to amend this drawing at any time. Users should evaluate the suitability of the product for their application.</div>	<div>FILE: D060261</div>	<div>SCALE: NONE</div>	<div>SHEET: 1 OF 4</div>

If this document is printed it becomes uncontrolled. Check for the latest revision.

SPECIFICATION CONTROL DRAWING


REV: B DCR # D060261 DATE: AUG 17, 2006



KIT DESCRIPTION

ITEM	QTY	DESCRIPTION	MATERIAL
1	1	LEFT SIDE SUPPORT	ALUMINIUM ALLOY
2	1	RIGHT SIDE SUPPORT	ALUMINIUM ALLOY
3	2	RETENTION BAR	ALUMINIUM ALLOY
4	1	BODY ASSEMBLY – A7	
		BODY – A7	ALUMINIUM ALLOY
		HOLDING NUT – A7	ALUMINIUM ALLOY
		STAR – A7	ALUMINIUM ALLOY
		CONIC RING – A7	ALUMINIUM ALLOY
		BACK NUT – A7	ALUMINIUM ALLOY
5	2	BODY ASSEMBLY – A9	
		BODY – A9	ALUMINIUM ALLOY
		HOLDING NUT – A9	ALUMINIUM ALLOY
		STAR – A9 OR A11 *	ALUMINIUM ALLOY
		CONIC RING – A9	ALUMINIUM ALLOY
		BACK NUT – A9	ALUMINIUM ALLOY
6	1	CAVITY C PLUG ASSEMBLY *	
		PLUG	ALUMINIUM ALLOY
		HOLDING NUT – A7	ALUMINIUM ALLOY
7	1 or 2	CAVITY A PLUG ASSEMBLY *	
		PLUG	ALUMINIUM ALLOY
		HOLDING NUT – A9	ALUMINIUM ALLOY
8	10	PAN HEAD SCREW - 4-40 UNC x 1.25" LONG	STAINLESS STEEL - PASSIVATED
9	10	SPRING WASHER	STAINLESS STEEL - PASSIVATED

* SEE NOTES

 <p>Wire and Harnessing Products</p>		<p>Tyco Electronics 300 Constitution Drive Menlo Park, CA 94025 USA</p>	<p>TITLE: HEXASHIELD ADAPTOR FOR ARINC 600 CONNECTOR-SIZE 2-SHELL CAVITIES A, B AND C-PLAIN CLAMPING NUT</p>	
<p>UNLESS OTHERWISE SPECIFIED DIMENSIONS ARE IN MILLIMETERS. INCH DIMENSIONS ARE SHOWN IN BRACKETS</p>		<p>This drawing and the information set forth hereon is the property of Tyco Electronics and is to be held in trust and confidence. Publication, duplication, disclosure or use for any other purpose not expressly authorized in writing by Tyco Electronics is prohibited.</p>		<p>DOCUMENT NO. HEXA6-AY-00-02-AYY-1-YY</p>
<p>DRAWN: IRT</p>	<p>DATE: FEB 01</p>	<p>Tyco Electronics reserves the right to amend this drawing at any time. Users should evaluate the suitability of the product for their application.</p>		<p>FILE: D060261</p>
		<p>SCALE: NONE</p>	<p>SHEET: 2 OF 4</p>	

If this document is printed it becomes uncontrolled. Check for the latest revision.

SPECIFICATION CONTROL DRAWING

REV: B	DCR # D060261	DATE: AUG 17, 2006
------------------	------------------	-----------------------

ORDER INFORMATION – BASIC ASSEMBLY

Ferrule Quantity Code	Shell Cavity											
	A				B				C			
	Ferrule Quantity		Drilled Star	Cavity Plug	Ferrule Quantity		Drilled Star	Cavity Plug	Ferrule Quantity		Drilled Star	Cavity Plug
	Std	Opt			Std	Opt			Std	Opt		
A25	9		3	5	9		3	5	7		3	5
A27		11	5	5	9		3	5	7		3	5
A29		11	5	5		11	5	5	7		3	5

ORDER INFORMATION – ASSEMBLY WITH CAVITY PLUG(S)

errule Quantity Code	Shell Cavity											
	A				B				C			
	Ferrule Quantity		Drilled Star	Cavity Plug	Ferrule Quantity		Drilled Star	Cavity Plug	Ferrule Quantity		Drilled Star	Cavity Plug
Std	Opt	Std			Opt	Std			Opt			
A7				3				3	7		3	5
A9	9		3	5				3				3
A11		11	5	5				3				3
A16	9		3	5				3	7		3	5
A18AB	9		3	5	9		3	5				3
A18AC		11	5	5				3	7		3	5
A20		11	5	5	9		3	5				3
A22		11	5	5		11	5	5				3


PART NUMBERING

HEXA6 – A B – 00 – 02 – A25 – 1 – DS

- CONNECTOR CODE NUMBER _____
HEXA6 = ARINC 600 CONNECTOR
- MATERIAL CODE: _____
A = ALUMINIUM ALLOY
- PLATING CODE: _____
B = CADMIUM OLIVE DRAB TO QQ-P416
C = ELECTROLESS NICKEL TO MIL-C-26074
- OUTLET STYLE _____
00 = STRAIGHT
- ORDER NUMBER _____
02 = SIZE 2 (CAVITIES A, B AND C)
- FERRULE QUANTITY CODE - SEE ORDER INFORMATION TABLES _____
- 1 = PLAIN CLAMPING NUT _____
- DS = DRILLED STAR - OPTIONAL - SEE NOTE 1 _____

APPLICATION

- The adaptor is designed to be mounted on the following connectors:

<div></div> <div>Wire and Harnessing Products</div>		<div>Tyco Electronics 300 Constitution Drive Menlo Park, CA 94025 USA</div>	<div>TITLE:</div> <div>HEXASHIELD ADAPTOR FOR ARINC 600 CONNECTOR-SIZE 2-SHELL CAVITIES A, B AND C-PLAIN CLAMPING NUT</div>			
<div>UNLESS OTHERWISE SPECIFIED DIMENSIONS ARE IN MILLIMETERS. INCH DIMENSIONS ARE SHOWN IN BRACKETS</div>		<div>This drawing and the information set forth hereon is the property of Tyco Electronics and is to be held in trust and confidence. Publication, duplication, disclosure or use for any other purpose not expressly authorized in writing by Tyco Electronics is prohibited.</div>		<div>DOCUMENT NO.</div> <div>HEXA6-AY-00-02-AYY-1-YY</div>		
<div>DRAWN: IRT</div>	<div>DATE: FEB 01</div>	<div>Tyco Electronics reserves the right to amend this drawing at any time. Users should evaluate the suitability of the product for their application.</div>		<div>FILE: D060261</div>	<div>SCALE: NONE</div>	<div>SHEET: 3 OF 4</div>

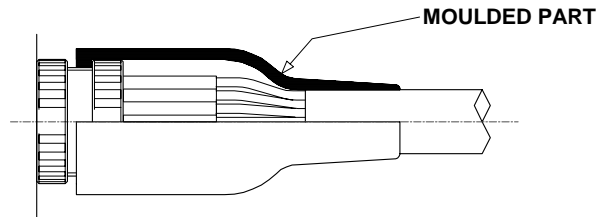
If this document is printed it becomes uncontrolled. Check for the latest revision.

SPECIFICATION CONTROL DRAWING

REV:	DCR #	DATE:
B	D060261	AUG 17, 2006

ARINC 600 SIZE 2 Manufactured by AMP, ITT Cannon and Radiall.

- It is qualified to the Raychem specification RB-110.
- The adaptor is principally designed for open wire bundle installation but can accept Raychem heat shrink moulded parts over a jacketed cable where strain relief is required – see illustration.



- Use in conjunction with the ferrules HET-A-0XX, which are purchased separately. Refer to HET-A-0XX S.C.D. for relevant selection details.

INSTALLATION

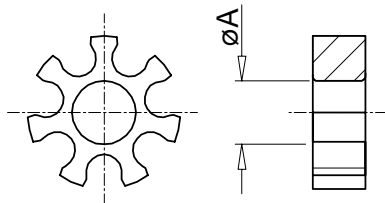
- See Installation Procedure RPIP-696-01.

PACKAGING

- All components are supplied in a plastic bag and all bags are packaged in a box.

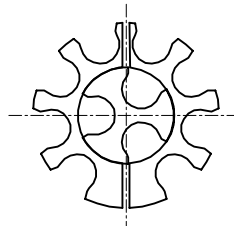
NOTES!

1. The Drilled Star option referred to in the Ordering Information and illustrated below, allows unshielded wires to pass through the assembly. When -DS is ordered, **all** stars that allow this modification will be supplied. This option is **not** available with the Star that holds 11 ferrules.



FERRULE QTY	A7	A9
ØA MAX	9.0 [0.35"]	12.0 [0.47"]


2. Where the ferrule quantities required are standard, the Stars on Body Assemblies items 4 and 5 - are also standard. If the optional quantity is selected then 2 Stars from Body Assembly 5 will be supplied - one "split" and the other one standard. See below for illustration.



EXAMPLE: FERRULE QUANTITY CODE -A11

-A11 = -A8 SPLIT STAR + -A3 STANDARD STAR

3. The Cavity Plug Assemblies will be supplied in place of Body Assemblies according to the Ferrule Quantity Code ordered. Items 7 can be positioned at either Cavity A or B.
4. Assembly is to be permanently marked with Code Identity Number and Part Number.
(e.g. 06090 HEXA6-AB-00-02-A25-1)

 <i>Wire and Harnessing Products</i>		Tyco Electronics 300 Constitution Drive Menlo Park, CA 94025 USA		TITLE: HEXASHIELD ADAPTOR FOR ARINC 600 CONNECTOR-SIZE 2-SHELL CAVITIES A, B AND C-PLAIN CLAMPING NUT		
UNLESS OTHERWISE SPECIFIED DIMENSIONS ARE IN MILLIMETERS. INCH DIMENSIONS ARE SHOWN IN BRACKETS		This drawing and the information set forth hereon is the property of Tyco Electronics and is to be held in trust and confidence. Publication, duplication, disclosure or use for any other purpose not expressly authorized in writing by Tyco Electronics is prohibited.		DOCUMENT NO. HEXA6-AY-00-02-AYY-1-YY		
DRAWN: IRT	DATE: FEB 01	Tyco Electronics reserves the right to amend this drawing at any time. Users should evaluate the suitability of the product for their application.		FILE: D060261	SCALE: NONE	SHEET: 4 OF 4

If this document is printed it becomes uncontrolled. Check for the latest revision.

Mouser Electronics

Authorized Distributor

Click to View Pricing, Inventory, Delivery & Lifecycle Information:

[TE Connectivity:](#)

[HEXA6-AB-00-02-A25-1](#)