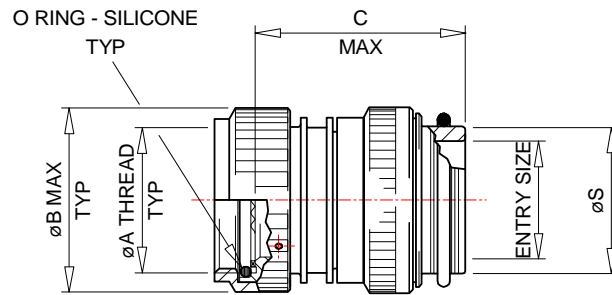
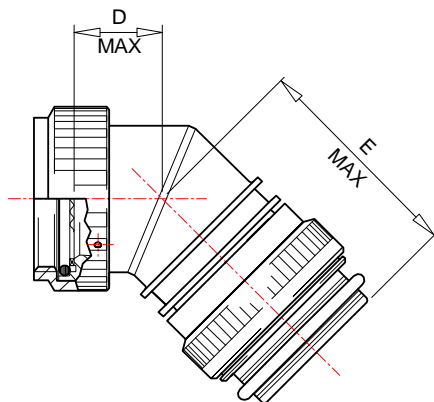
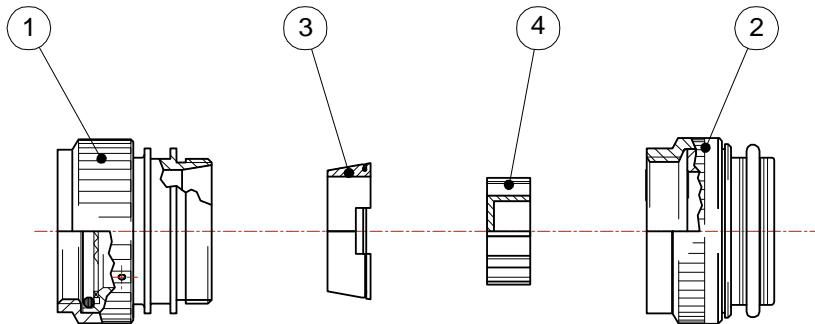


CUSTOMER DRAWING

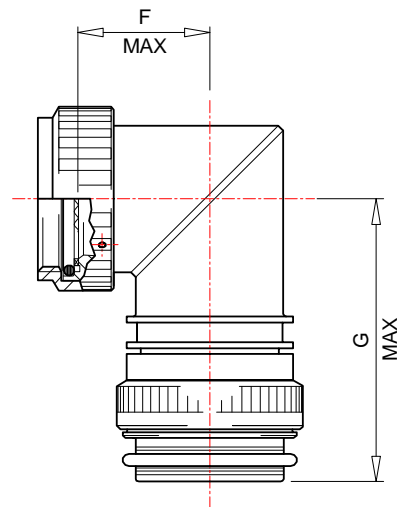
REV: B	REVISED PER ECO-12-013539	DATE: July 26, 2012
------------------	------------------------------	------------------------



STRAIGHT ADAPTOR
- 00




45° ADAPTOR
- 45



90° ADAPTOR
- 90

© 2012 Tyco Electronics Corporation, a TE Connectivity Ltd. Company. All Rights reserved.

 <p>TE Connectivity 300 Constitution Drive Menlo Park, CA 94025, USA</p>		<p>TITLE:</p> <p>HEXASHIELD ADAPTOR FOR CODE 40 CONNECTORS (TINEL CLAMPING NUT)</p>	
<p>UNLESS OTHERWISE SPECIFIED DIMENSIONS ARE IN MILLIMETERS. INCH DIMENSIONS ARE SHOWN IN BRACKETS</p>		<p>DOCUMENT NO.</p> <p>HEX40-AY-YY-YY-AYY-2-YY</p>	
<p>DRAWN:</p> <p>IRT</p>	<p>DATE:</p> <p>FEB 03</p>	<p>FILE:</p> <p>T31747</p>	<p>SCALE:</p> <p>NONE</p>
		<p>SHEET:</p> <p>1 OF 4</p>	

If this document is printed it becomes uncontrolled. Check for the latest revision

CUSTOMER DRAWING

REV: B	REVISED PER ECO-12-013539	DATE: July 26, 2012
------------------	------------------------------	------------------------

KIT DESCRIPTION

ITEM	DESCRIPTION	MATERIAL
1	BODY ASSEMBLY	ALUMINIUM ALLOY
2	TINEL CLAMPING ADAPTOR ASSEMBLY	ALUMINIUM ALLOY
	TINEL-LOCK™ RING	TINEL-X™
3	CONIC RING	ALUMINIUM ALLOY
4	STAR	ALUMINIUM ALLOY


TABLE OF DIMENSIONS

Order Number	Shell Size		Tinel Entry Size	ØA Thread Class 6H	ØB Max	ØC Max	D Max	E Max	F Max	G Max	Ferrule Quantity	
	Mil.	Com.									Std.	Opt.
09	A	09	05	M12 x 1	19.0 [0.75"]	38.5 [1.52"]	14.4 [.57"]	38.5 [1.52"]	17.9 [.70"]	42.0 [1.65"]	1	-
11	B	11	08	M15 x 1	22.0 [0.87"]	38.5 [1.52"]	14.9 [.59"]	39.0 [1.54"]	19.4 [.76"]	43.5 [1.71"]	2	-
13	C	13	10	M18 x 1	25.5 [1.00"]	38.5 [1.52"]	15.9 [.63"]	39.5 [1.56"]	20.9 [.82"]	45.0 [1.77"]	3	-
15	D	15	12	M22 x 1	30.5 [1.20"]	38.5 [1.52"]	16.4 [.65"]	40.5 [1.60"]	22.4 [.88"]	46.5 [1.83"]	5	-
17	E	17	14	M25 x 1	33.5 [1.32"]	38.5 [1.52"]	16.9 [.67"]	41.0 [1.61"]	23.9 [.94"]	48.0 [1.89"]	6	7
19	F	19	16	M28 x 1	37.0 [1.46"]	38.5 [1.52"]	17.4 [.69"]	41.5 [1.63"]	25.4 [1.00"]	49.5 [1.95"]	7	8
21	G	21	18	M31 x 1	38.5 [1.52"]	38.5 [1.52"]	18.4 [.72"]	42.5 [1.67"]	27.4 [1.08"]	51.5 [2.03"]	9	11
23	H	23	20	M34 x 1	42.0 [1.65"]	38.5 [1.52"]	18.9 [.745"]	43.0 [1.69"]	28.9 [1.14"]	53.0 [2.09"]	10	13
25	J	25	20	M37 x 1	46.5 [1.83"]	46.0 [1.81"]	19.9 [.785"]	51.5 [2.03"]	30.4 [1.20"]	62.0 [2.44"]	12	18

Tinel Entry Size	ØS
05	10.97/11.13 [0.432/0.438"]
08	15.72/15.91 [0.619/0.626"]
10	18.84/19.11 [0.742/0.752"]
12	22.02/22.28 [0.867/0.877"]

Tinel Entry Size	ØS
14	25.17/25.46 [0.991/1.002"]
16	28.34/28.63 [1.116/1.127"]
18	31.52/31.81 [1.241/1.252"]
20	34.69/34.98 [1.366/1.377"]

© 2012 Tyco Electronics Corporation, a TE Connectivity Ltd. Company. All Rights reserved.

		TE Connectivity 300 Constitution Drive Menlo Park, CA 94025, USA		TITLE: HEXASHIELD ADAPTOR FOR CODE 40 CONNECTORS (TINEL CLAMPING NUT)	
UNLESS OTHERWISE SPECIFIED DIMENSIONS ARE IN MILLIMETERS. INCH DIMENSIONS ARE SHOWN IN BRACKETS		Tyco Electronics reserves the right to amend this drawing at any time. Users should evaluate the suitability of the product for their application.		DOCUMENT NO. HEX40-AY-YY-YY-AYY-2-YY	
DRAWN: IRT	DATE: FEB 03			FILE: T31747	SCALE: NONE

If this document is printed it becomes uncontrolled. Check for the latest revision

CUSTOMER DRAWING

REV: B	REVISED PER ECO-12-013539	DATE: July 26, 2012
------------------	------------------------------	------------------------

PART NUMBERING

HEX40 - A B - 00 - 21 - A9 - 2 - DS

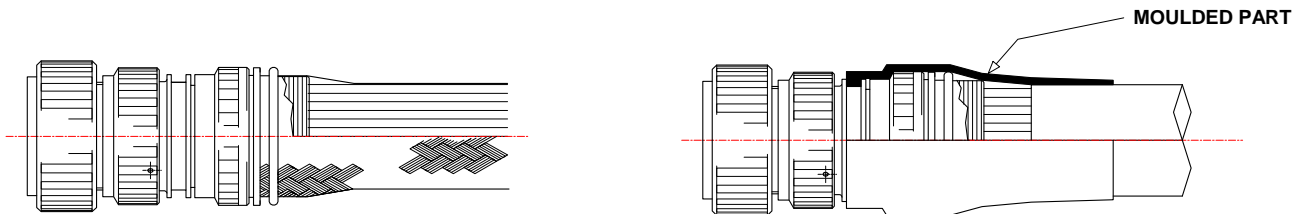
- CONNECTOR CODE NUMBER: _____
HEX40 = MIL-C-38999 SERIES III AND IV
- MATERIAL CODE: _____
A = ALUMINIUM ALLOY
- PLATING CODE: _____
B = CADMIUM OLIVE DRAB TO QQ-P-416
C = ELECTROLESS NICKEL TO MIL-C-26074
- BODY STYLE _____
00 = STRAIGHT
45 = 45°
90 = 90°
- ORDER NUMBER _____
- FERRULE QUANTITY CODE _____
- 2 = TINEL CLAMPING ADAPTOR ASSEMBLY _____
- DS = DRILLED STAR - OPTIONAL - SEE NOTE 2 _____

APPLICATION

- These adaptors are designed to be mounted on the following connectors:

MIL-C-38999 Series III and IV

- They are qualified to the Raychem specification RB-114, when installed on metallic Mil-Specification circular connectors only.
- They are designed for wire bundle installations having an overall braid terminated by means of a Tinel-Lock™ ring*.
- They are also designed to accept Raychem heat shrink moulded parts where strain relief and sealing is required – see illustrations.




- Use in conjunction with the ferrules HET-A-***, which are purchased separately. Refer to HET-A-*** S.C.D. for relevant selection details.
- * Refer to TR S.C.D. for further information on Tinel-Lock™ rings.

INSTALLATION

- See Installation Procedure RPIP-696-04.

© 2012 Tyco Electronics Corporation, a TE Connectivity Ltd. Company. All Rights reserved.

 <p>TE Connectivity 300 Constitution Drive Menlo Park, CA 94025, USA</p>		<p>TITLE:</p> <p>HEXASHIELD ADAPTOR FOR CODE 40 CONNECTORS (TINEL CLAMPING NUT)</p>	
<p>UNLESS OTHERWISE SPECIFIED DIMENSIONS ARE IN MILLIMETERS. INCH DIMENSIONS ARE SHOWN IN BRACKETS</p>		<p>DOCUMENT NO.</p> <p>HEX40-AY-YY-YY-AYY-2-YY</p>	
<p>DRAWN:</p> <p>IRT</p>	<p>DATE:</p> <p>FEB 03</p>	<p>FILE:</p> <p>T31747</p>	<p>SCALE:</p> <p>NONE</p>
		<p>SHEET:</p> <p>3 OF 4</p>	

If this document is printed it becomes uncontrolled. Check for the latest revision

CUSTOMER DRAWING

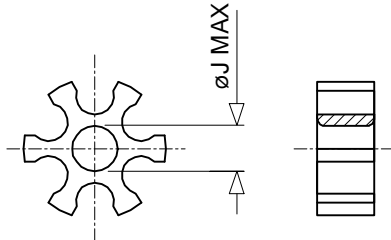
REV: B	REVISED PER ECO-12-013539	DATE: July 26, 2012
------------------	------------------------------	------------------------

PACKAGING

- All components are supplied in a plastic bag.

NOTES!

1. Item 4 - Star - is **not** supplied with Hexashield Order Number 09.
2. The DS option, illustrated below, is for a Drilled Star that is available on sizes 15 to 25 only. This option is to allow unshielded wires to pass through the assembly.

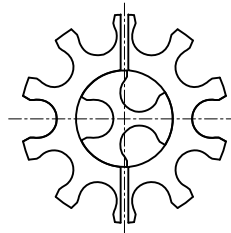


STAR SIZE	15	17	19	21	23	25
ØJ MAX	3.0 [0.12"]	6.0 [0.24"]	9.0 [0.35"]	12.0 [0.47"]	15.0 [0.59"]	18.0 [0.71"]

3. Where the ferrule quantities required are standard, the item 4 - Star - is also standard.
If the optional quantity is selected then 2 items 4 will be supplied - one "split" and the other one standard*,
See below for illustration.

EXAMPLE: FERRULE QUANTITY CODE -A13

-A13 = -A10 SPLIT STAR + -A3 STANDARD STAR



* On Order Number 19 only, the Optional Ferrule quantity of 8 uses a "standard" star also.

4. Assembly is to be permanently marked with Code Identity Number and Part Number.
(e.g. 06090 HEX40-AB-00-21-A9-2)

© 2012 Tyco Electronics Corporation, a TE Connectivity Ltd. Company. All Rights reserved.

		TE Connectivity 300 Constitution Drive Menlo Park, CA 94025, USA		TITLE: HEXASHIELD ADAPTOR FOR CODE 40 CONNECTORS (TINEL CLAMPING NUT)		
UNLESS OTHERWISE SPECIFIED DIMENSIONS ARE IN MILLIMETERS. INCH DIMENSIONS ARE SHOWN IN BRACKETS		Tyco Electronics reserves the right to amend this drawing at any time. Users should evaluate the suitability of the product for their application.		DOCUMENT NO. HEX40-AY-YY-YY-AYY-2-YY		
DRAWN: IRT	DATE: FEB 03			FILE: T31747	SCALE: NONE	SHEET: 4 OF 4

If this document is printed it becomes uncontrolled. Check for the latest revision

Mouser Electronics

Authorized Distributor

Click to View Pricing, Inventory, Delivery & Lifecycle Information:

[TE Connectivity:](#)

[HEX40-AB-00-17-A6-2](#)