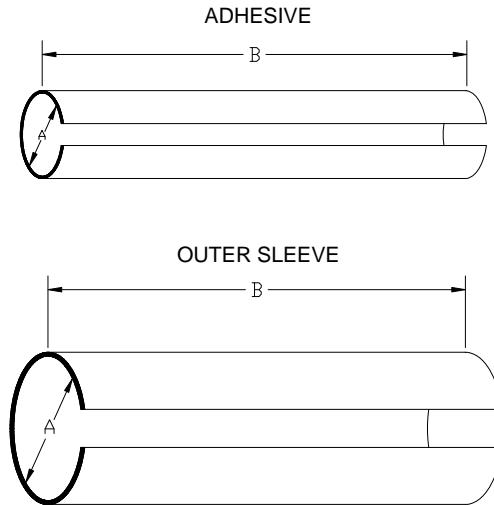


## CUSTOMER DRAWING



PART DESCRIPTION	COLOR CODE	PRODUCT DIMENSION				CONDUCTOR		MASS	
		I.D. (A)		Cut Length (B)		Wire O.D. (Note*)		KG/1000 pieces	
		Adhesive ± .05 (.002)	Sleeve ± .05 (.002)	Adhesive ±1 .5 (.06)	Sleeve ±1 .5 (.06)	Min	Max	Min	Max
D-150-C-11	Green	1.11 (.044)	2.29 (.090)	21.75 (.86)	19.05 (.75)	0.80 (.031)	1.10 (.043)	0.165	0.202
D-150-C-12	Red	1.68 (.066)	2.74 (.108)	21.75 (.86)	19.05 (.75)	1.10 (.043)	1.50 (.059)	0.198	0.242
D-150-C-13	Blue	2.13 (.084)	3.43 (.135)	21.75 (.86)	19.05 (.75)	1.50 (.059)	2.30 (.090)	0.261	0.319
D-150-C-14	Yellow	3.34 (.133)	4.80 (.189)	21.75 (.86)	19.05 (.75)	2.30 (.090)	2.80 (.110)	0.332	0.405

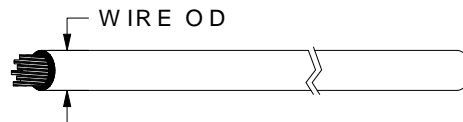
### MATERIALS


1. MELTABLE ADHESIVES: Environment resistant modified thermoplastic fluoroelastomer. Color coded
2. OUTER SLEEVE: Heat-shrinkable, transparent, radiation cross-linked modified fluoropolymer. Color coded

### APPLICATION

1. These parts are designed to provide an environment resistant to repair damaged primary wire that have a radial crack up to 360 degrees, nicks/scrapes not longer than 1/4" on the insulation rated for 135° C minimum and no damage to wire conductor. For insulations procedures refer to RPIP 1101.
2. Install using Tyco Electronics approved convection or infrared heating tools in accordance with Tyco Electronics. When installed with approved convection or infrared heating tools, assemblies will meet the performance requirements of TE D-6201 spec. Infrared tools are not recommended for use with black cable jackets.
- 3 Temperature range: -65° C to +180° C. Product will withstand continuous temperature of 150° C for a period of 500 hours, and continuous temperature of 180° C for a period of 168 hours.

**NOTE\*:** If the O.D. of wire is out of the range that is specified in Table, use the next size of C-Wrap up or down.



 TE Connectivity			TITLE: <b>SIDE ENTRY REPAIR SLEEVE IMMERSION RESISTANT, 150 DEG C, RoHS COMPLIANT C-WRAP</b>		
Unless otherwise specified dimensions are in millimeters.[Inches dimensions are shown in brackets]		Raychem Devices	DOCUMENT NO.: <b>D-150-C-1X</b>		
TOLERANCES: 0.00 ± 0.02 MM 0.0 ± 0.2 MM 0 ± 0.5 MM	ANGLES: ± 0°30' ROUGHNESS IN MICRON	Tyco Electronics Corporation reserves the right to amend this drawing at any time. Users should evaluate the suitability of the product for their application.	REV: <b>C1</b>	DATE: March 14, 2013	
PREPARED BY: TNGUYEN	CAGE CODE: 06090	ECO NUMBER: ECO-13-004675	SCALE: NTS	SIZE: A	SHEET: 1 of 1

© 2013 Tyco Electronics Corporation. All rights reserved.

If this document is printed it becomes uncontrolled. Check for the latest revision.

# Mouser Electronics

Authorized Distributor

Click to View Pricing, Inventory, Delivery & Lifecycle Information:

[TE Connectivity:](#)

[D-150-C-12](#)