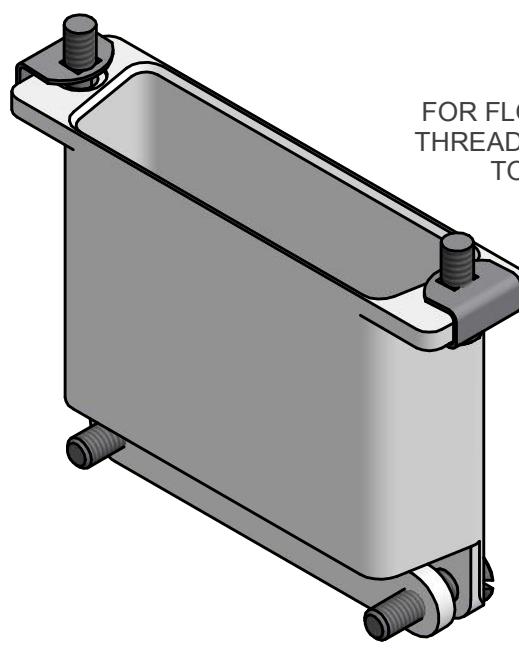
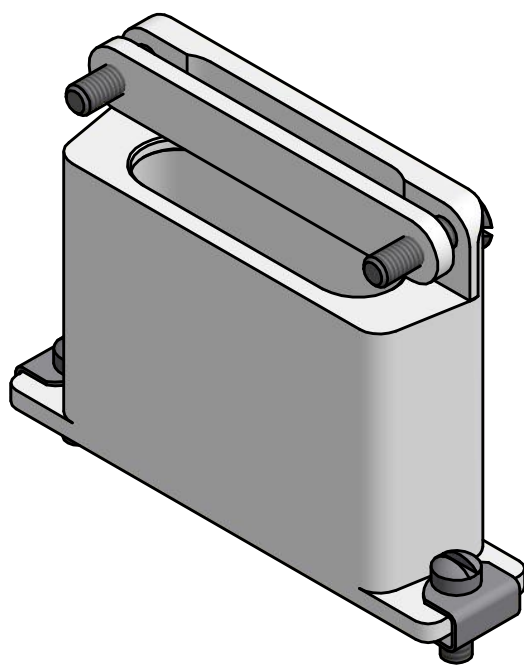
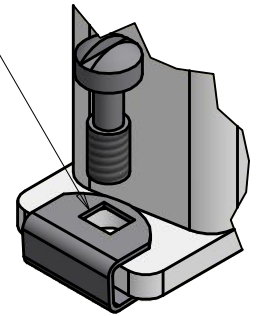


FLOATING SCREW  
INSTALLATION GUIDE

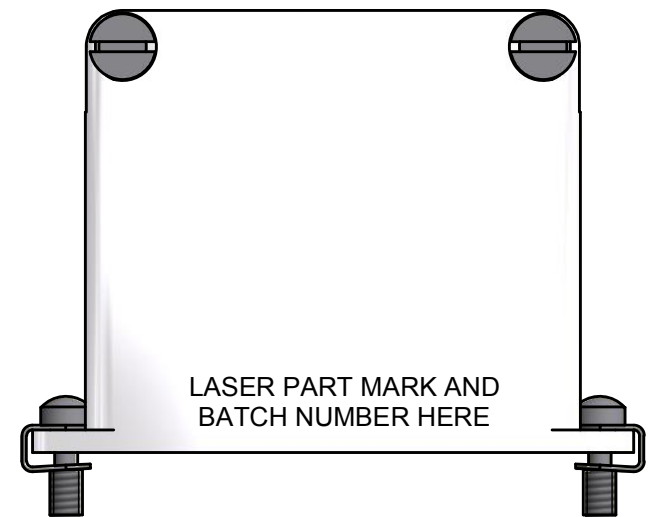
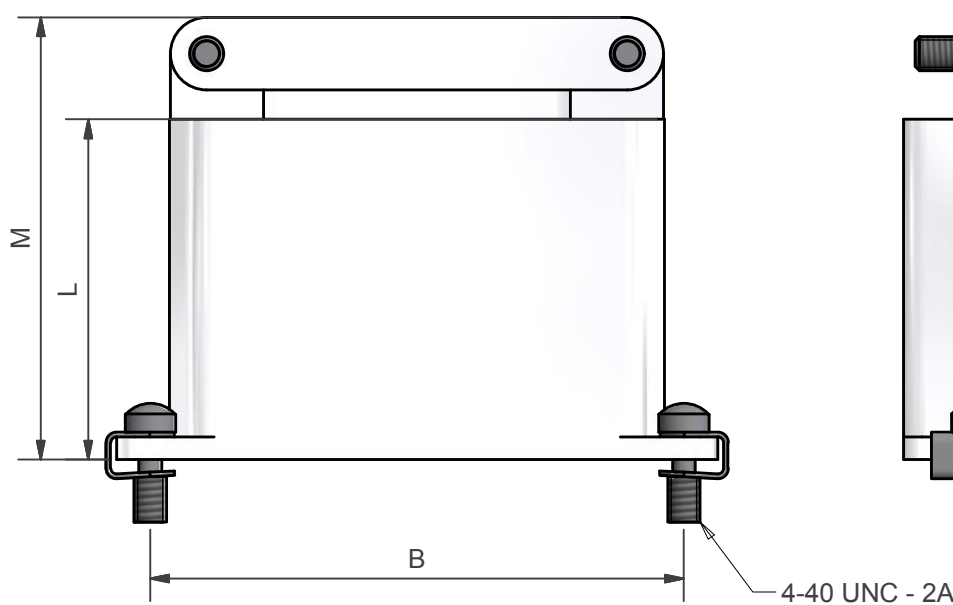
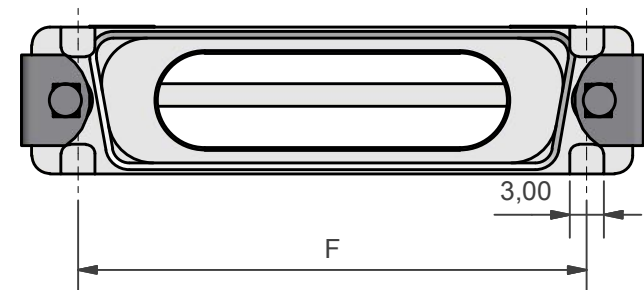
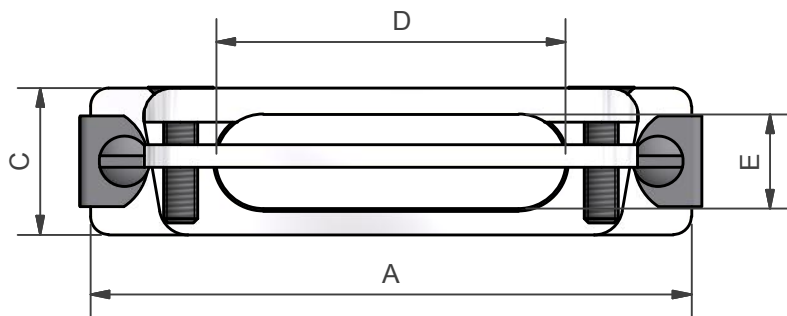


FOR FLOATING SCREW ENSURE  
THREAD FEATURE ON CLIP IS ON  
TOP SIDE OF FLANGE



T OPTION

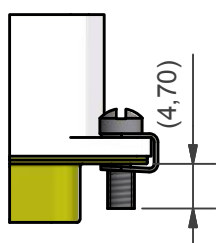
PROVIDES CUTOUTS IN ORDER TO  
ACCOMMODATE TABS



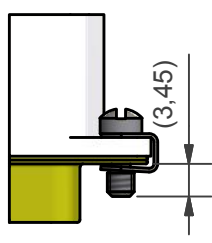
LASER PART MARK AND  
BATCH NUMBER HERE

HARDWARE OPTIONS

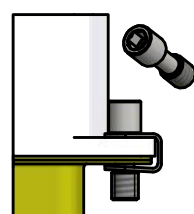
CODE: (NO CODE)  
STANDARD  
SLOTTED  
HEAD SCREW



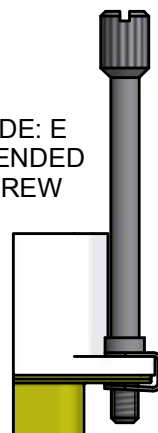
CODE: SSL  
SHORT  
SLOTTED  
HEAD SCREW



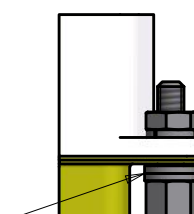
CODE: H  
HEX SOCKET  
HEAD SCREW



CODE: E  
EXTENDED  
SCREW

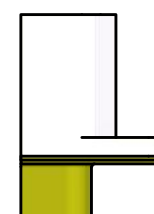


CODE: PF  
JACK POST  
(4-40 UNC)



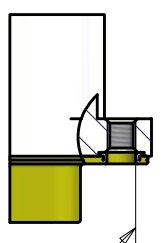
WASHERS  
WASHERS  
SHOWN FOR  
REFERENCE  
ONLY

CODE: PF-0  
THREADED  
HOLE  
4-40 UNC



4-40UNC - 2B  
NOT  
SUPPLIED  
WITH  
HARDWARE

CODE: M3-0  
THREADED  
HOLE  
M3



M3x0.5 - 6H  
NOT  
SUPPLIED  
WITH  
HARDWARE

ORDERS CANNOT BE PLACED AGAINST ALPHA ISSUED DRAWINGS.  
ON RECEIPT OF CUSTOMER APPROVAL, THE DRAWING STATUS WILL BE RAISED TO ISSUE 1.

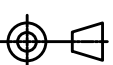


DRAWN	N.HAWKINS		DATE 07/03/2017	 3RD ANGLE PROJECTION NOT TO SCALE	PART NUMBER:  D**-1-96-*-*- SERIES				 Polamco 		
SALES APPR			07/03/2017		TITLE:  STRAIN RELIEF BACKSHELL						
DESIGN APPR	J-LM			UNLESS OTHERWISE SPECIFIED ALL DIMENSIONS IN MILLIMETRES GENERAL TOL LINEAR +/-0,25MM ANGULAR +/- 1°	ASSY USED ON: MIL-DTL-24308						
PROD APPR											
QUAL APPR				MATERIAL SEE PART NUMBER BREAKDOWN	THIS DRAWING IS COPYRIGHT AND THE PROPERTY OF POLAMCO LTD IT MUST NOT BE COPIED, USED FOR MANUFACTURE OR OTHERWISE DISCLOSED WITHOUT PRIOR WRITTEN CONSENT OF THE COMPANY.				POLAMCO LTD, WESTON LOCK, LOWER BRISTOL ROAD BATH BA2 1EP	SHT 1	DRAWING NO: P15076
ISSUE 4	REV. 3	DCR 4828		FINISH SEE PART NUMBER BREAKDOWN							
NCAGE CODE U5792			WEIGHT								

TABLE 1								
SHELL SIZE	A	B	C	D	E	F	L	M
09	31,19	25,00	12,93	8,8	8,3	22,86	20,0	29,0
15	39,52	33,33	12,93	17,1	8,3	31,09	30,0	39,0
25	53,42	47,02	12,93	30,8	8,3	44,86	30,0	39,0
37	69,76	63,50	12,93	46,0	8,3	61,32	30,0	39,0
50	67,31	61,12	15,75	44,3	10,7	58,98	30,0	39,0
104	67,90	63,50	17,35	46,0	12,6	NA	30,0	39,0

TABLE 2	
CODE	FINISH
C	ELECTROLESS NICKEL
B	CADMIUM OLIVE DRAB OVER ELECTROLESS NICKEL
ZN	ZINC NICKEL BLACK PASSIVATE OVER ELECTROLESS NICKEL
CHP	ELECTROLESS NICKEL, HIGH PHOSPHOR
Y	YELLOW CHROMATE OVER CADMIUM
GOLD	GOLD OVER ELECTROLESS NICKEL

D25-1-96-1-C-T-H

SERIES

SHELL SIZE (TABLE 1)

ANGLE (TOP ENTRY)

TERMINATION STYLE (96 SERIES)

MATERIAL (ALUMINIUM ALLOY)

FINISH (TABLE 2)

T OPTION (NOT AVAILABLE ON #104)




OMIT FOR STANDARD FLANGE

HARDWARE OPTION

(H - SOCKET HEAD SCREWS)

(0 - NO HARDWARE)

LEAVE BLANK FOR SLOTTED HEAD SCREWS

DRAWN	N.HAWKINS		DATE	07/03/2017	 <div>3RD ANGLE PROJECTION NOT TO SCALE</div>	PART NUMBER:					 <div>Polamco</div> 
SALES APPR			07/03/2017	D**-1-96-*-*-* SERIES							
DESIGN APPR	J-LM			UNLESS OTHERWISE SPECIFIED ALL DIMENSIONS IN MILLIMETRES GENERAL TOL LINEAR +/-0,25MM ANGULAR +/- 1°	TITLE:						
PROD APPR					STRAIN RELIEF BACKSHELL						
QUAL APPR					ASSY USED ON: MIL-DTL-24308						
ISSUE	REV.	DCR		UNLESS OTHERWISE SPECIFIED ALL DIMENSIONS IN MILLIMETRES GENERAL TOL LINEAR +/-0,25MM ANGULAR +/- 1°	THIS DRAWING IS COPYRIGHT AND THE PROPERTY OF POLAMCO LTD IT MUST NOT BE COPIED, USED FOR MANUFACTURE OR OTHERWISE DISCLOSED WITHOUT PRIOR WRITTEN CONSENT OF THE COMPANY.				SHT	DRAWING NO:	
4	3	4828			POLAMCO LTD, WESTON LOCK, LOWER BRISTOL ROAD BATH BA2 1EP						
NCAGE CODE U5792			WEIGHT	MATERIAL							
				SEE PART NUMBER BREAKDOWN							
				FINISH							
				SEE PART NUMBER BREAKDOWN							

# Mouser Electronics

Authorized Distributor

Click to View Pricing, Inventory, Delivery & Lifecycle Information:

[TE Connectivity:](#)

[D15-1-96-1-C-FSK](#) [D37-1-96-1-C-FSK](#) [D50-1-96-1-C-FSK](#) [D09-1-96-1-C-FSK](#)