



KNITTED WIRE MESH

KNITTED WIRE MESH

Overview

Kemtron Limited (Kemtron), now part of TE Connectivity, manufactures a range of knitted wire mesh products, providing a cost-effective solution to high shielding performance applications in both the magnetic and electrical fields.

These products are manufactured on a circular wire knitting machine using a single wire. The mono-filament interlocking-loop construction gives strength while allowing it to conform to almost any size or shape. The range of solid knitted wire mesh products are not suitable in applications that require regular opening and closing. If you require this feature please look at products with a sponge elastomer core.

Solid knitted mesh products provide an excellent radio frequency interference (RFI)/electromagnetic interference (EMI) shield between two metallic surfaces. A range of wire types is available to allow for good galvanic compatibility thereby reducing or limiting the possibility of corrosion.



Kemtron's knitted wire mesh is available in 2 options

- Solid Knitted Wire Mesh
- Elastomer Cored Knitted Wire Mesh

Summary	Solid Knitted	Elastomer Cored Knitted Wire Mesh
RFI/EMI shield	●	●
EMP survivability	●	●
Environmental seal	Dust only	Dust only
Frequent opening	●	●
Continuous lengths	●	●
Cut to length	●	●
Fabricated gasket		●
Mesh over elastomer core		

Production Capabilities

Kemtron has developed its knitted wire mesh production facility and expertise in this area to enable it to produce RFI/EMI gaskets in a wide range of materials and in many different size configurations. Together with our extensive fabrication capabilities and large stocks of raw materials, we can manufacture knitted wire mesh gaskets to suit many applications that support electromagnetic pulse (EMP) survivability.

We offer a bespoke service, which can also produce economical gaskets, with good delivery times, in prototype quantities or for short, medium or large commercial production runs.

SOLID KNITTED WIRE MESH

Product Overview

The product consists of a knitted wire that is formed into an all wire profile forming a continuous gasket strip.



Application

Solid knitted mesh gaskets provide an excellent RFI/EMI gasket shield between two metallic surfaces and with the choice of wire mesh material available allows for a good galvanic match with mating flanges, thereby limiting the possibility of corrosion between gasket and flange.

- RFI/EMI applications
- Panel seals in screened rooms
- Areas with infrequent access
- Cable Shielding (Wrapping with flat bandage)

Availability

- In continuous lengths, cut to length in continuous lengths or cut to length
- Variety of profiles and sizes available
- Self adhesive backing is not recommended with this version of mesh

Design Considerations

- Consideration should be given to the termination of cut mesh ends. Sometimes loose wires are evident after cutting. If you choose to cut the mesh yourself loose wires can be avoided by:
 - Dipping the end in glue
 - Spot welding the cut end
 - Sewing the cut end
- Sufficient compression forces are required to achieve good contact. Contact seal between the metalwork
- Galvanic compatibility can be achieved by choosing a suitable wire type
- Water and moisture sealing is not possible with this product. However it does offer a limited dust seal
- Solid knitted wire mesh suffers from compression set. So it is not recommended for frequent opening of panels. If you require this feature, refer to the knitted wire mesh over an elastomer core section

Typical Shielding Performance

H Field (Magnetic)				
	10 kHz	100 kHz	1.0 MHz	10.0 MHz
Monel	28	45	64	>104
TCS	47	67	88	>104
S/St	35	43	50	

E Field (Electric)				
	0.1 MHz	1.0 MHz	10.0 MHz	100 MHz
Monel	>118	>136	>123	99
TCS	>118	>136	>126	109
S/St	119	102		

P Field (Plain Wave)			
	400 MHz	1.0 GHz	10.0 GHz
Monel	96	84	46
TCS	98	77	43
S/St	85	62	36

Materials

Monel Alloy 400 Wire (Mon)

Wire diameter 0.11mm
 UK Specification to BS3075 NA13
 USA Specification to AMS 4730

Tin Plated Copper Clad Steel (TCS)

Wire diameter 0.11mm
 UK Specification, BS4087*, BS EN 50117-10-1*
 USA Specification ASTM B277*, ASTM B452*,
 ASTM B520, ASTM B33*, AISI 1010

* There is no complete specification for this material.
 Processes have been derived from parts of the above where applicable.

Stainless Steel (S/St)

UK Specification BS EN 10088-3 2005 316 S19
 Wire diameter 0.11mm

Tolerances

- Width & Height $\pm 0.8\text{mm}$
- Diameter $\pm 0.8\text{mm}$
- Fin Dimensions $\pm 1.5\text{mm}$

Flat Bandage



Note: This product is approx 0.5mm thick.

Profile




Material Codes Part Number

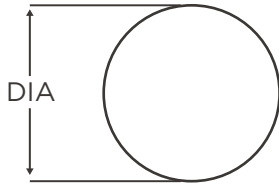
Width	Mon	TCS	S/St
	142	144	146
12.7mm	2423849-1	2423852-1	2423855-1
25.4mm	2423850-1	2423853-1	2423856-1
50.8mm	2423851-1	2423854-1	2423857-1

All products shown will be supplied in 25m length
 Other sizes are available on request

Round



Profile



Material Codes/Part Number

Diameter	Mon	TCS	S/St
	112	114	116
2.4mm	2423830-1	2423833-1	2423836-1
3.2mm	2423831-1	2423834-1	2423837-1
4.8mm	2423832-1	2423835-1	2423838-1

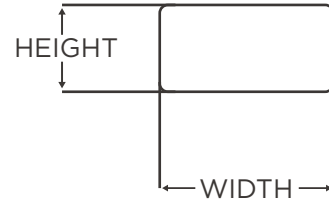
Other sizes are available on request

Diameter	Mon	TCS	S/St	Alu	Part No.
	112	114	116	118	
1.6mm					0016
2.4mm					0024
3.2mm					0032
4.8mm					0048
5.4mm					0064
8.0mm					0080
9.5mm					0095
12.7mm					0127

Rectangular



Profile



Material Codes/Part Number

Height	Width	Mon	TCS	S/St
		132	134	136
2.4mm	4.8mm	2423839-1	2423842-1	2423845-1
3.3mm	3.2mm	2423840-1	2423843-1	2423846-1
3.2mm	6.4mm	2423841-1	2423844-1	2423847-1

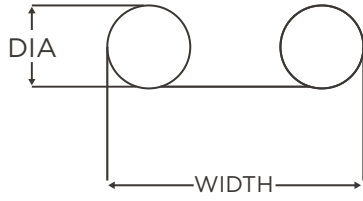
Other sizes are available on request

Height	Width	Mon	TCS	S/St	Alu	Part No.
		132	134	136	138	
1.6mm	1.6mm					0016-0016
1.6mm	2.4mm					0016-0024
1.6mm	3.2mm					0016-0032
1.6mm	4.8mm					0016-0048
2.4mm	2.4mm					0024-0024
2.4mm	3.2mm					0024-0032
2.4mm	4.8mm					0024-0048
3.2mm	3.2mm					0032-0032
3.2mm	4.8mm					0032-0048
3.2mm	6.4mm					0032-0064
3.2mm	9.5mm					0032-0095
4.8mm	4.8mm					0048-0048
4.8mm	6.4mm					0048-0064
4.8mm	9.5mm					0048-0095
6.4mm	6.4mm					0064-0064
6.4mm	9.5mm					0064-0095
9.5mm	9.5mm					0095-0095

Twin Round with Flt



Profile



Material Codes/Part Number

Diameter	Width	Mon	TCS
		152	154
3.2mm	25.4mm	2423858-1	2423861-1
4.8mm	25.4mm	2423859-1	2423862-1
6.4mm	25.4mm	2423860-1	2423863-1

Other sizes are available on request

Diameter	Width	Mon	TCS	S/St	Alu	Part No.
		152	154	156	158	
3.2mm	12.7mm					0032-0127
3.2mm	19.1mm					0032-0191
3.2mm	25.4mm					0032-0254
4.8mm	19.1mm					0048-0191
4.8mm	25.4mm					0048-0254
6.4mm	19.1mm					0064-0191
6.4mm	25.4mm					0064-0254

KNITTED WIRE MESH OVER AN ELASTOMER CORE

Product Overview

This product is a knitted wire mesh over an elastomer core such as silicone cellular profile. Usually this consists of 2 layers of knitting over the elastomer core. The knitted mesh is then formed into the selected profile making a continuous gasket strip which is flexible and compressible and which makes an excellent RFI/EMI gasket.



Application

In addition to making an excellent EMI/RFI shield between two metallic surfaces the choice of wire mesh material available also allows for a good galvanic match with mating flanges, thereby limiting the possibility of corrosion between gasket and flange. Further, the elastomer core of the gasket allows it to be compressed using low to medium force conforming to uneven surfaces and recovering well after use.

- Groove gaskets such as O-rings
- Due to its resiliency and low compression force, ideal for use in situations where repeated opening and closing operations are necessary

Availability

- In continuous lengths
- Cut to length
- Variety of profiles and sizes
- Selection of wire to meet galvanic compatibility requirements
- A selection of elastomer cores are available to meet conditions such as temperature range, compression set, compression force
- Self adhesive backing is not recommended with this type of product

Design Considerations

- Consideration should be given to the termination of cut mesh ends. Sometimes loose wires are evident after cutting. If you choose to cut the mesh yourself loose wires can be avoided by:
 - Dipping the end in glue
 - Spot welding the cut end
 - Sewing the cut end
- Compression forces required to allow good contact. Also the rigidity of the host metalwork
- Galvanic compatibility can be achieved by choosing a suitable wire type
- Water and moisture sealing is not possible with this product. However, it does offer a limited dust seal

Typical Shielding Performance

H Field (Magnetic)				
	10 kHz	100 kHz	1.0 MHz	10.0 MHz
Monel	28	45	64	>104
TCS	47	67	88	>104
S/St	35	43	50	

E Field (Electric)				
	0.1 MHz	1.0 MHz	10.0 MHz	100 MHz
Monel	>118	>136	>123	99
TCS	>118	>136	>126	109
S/St	119	102		

P Field (Plain Wave)			
	400 MHz	1.0 GHz	10.0 GHz
Monel	96	84	46
TCS	98	77	43
S/St	85	62	36

Materials

Monel Alloy 400 Wire (Mon)

Wire diameter 0.11mm
 UK Specification to BS3075 NA13
 USA Specification to AMS 4730

Tin Plated Copper Clad Steel (TCS)

Wire diameter 0.11mm
 UK Specification BS EN 50117-10-1*, BS4087*,
 USA Specification ASTM B277*, ASTM B452*,
 ASTM B520, ASTM B333*, AISI 1010

* There is no complete specification for this material. Processes have been derived from parts of the above where applicable.

Stainless Steel (S/St)

UK Specification BS EN 10088-3 2005 316 S19
 Wire diameter 0.11mm

Sponge Silicone Rubber


USA Specification AMS 3195
 Temperature range -50°C to +200°C
 Service life >20 years

Tolerances on Rubbers

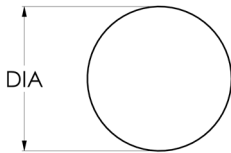
- Round and rectangular mesh sections $\pm 0.8\text{mm}$
- Up to 2.0mm diameter or thickness $\pm 0.5\text{mm}$
- 2.1mm to 10.0mm diameter or thickness $\pm 0.8\text{mm}$
- Above 10.1mm diameter or thickness $\pm 1.5\text{mm}$

Note: All sizes listed are that of the elastomer core. Allowances must be made for the wire mesh 1 layer approximately 0.4mm and 2 layers 0.8mm. All products will be supplied in a 25m length

Round Silicone Sponge Core



Profile



Material Codes/Part Number

Diameter	Mon	TCS	S/St
	212	214	216
2.4mm	2423864-1	2423868-1	2423872-1
3.2mm	2423865-1	2423869-1	2423873-1
4.8mm	2423866-1	2423870-1	2423874-1
6.4mm	2423867-1	2423871-1	2423875-1

Material Codes

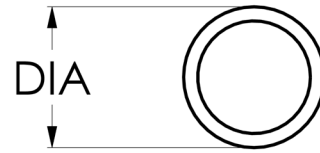
Diameter	Mon	TCS	S/St	Alu	Part No.
	212	214	216	218	
1.6mm					0016
2.4mm					0024
3.2mm					0032
4.8mm					0048
5.4mm					0064
8.0mm					0080
9.5mm					0095
12.7mm					0127

Other sizes are available on request

Round Silicone Tube Core



Profile




Material Codes

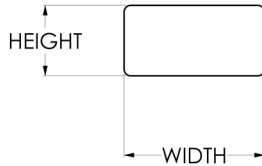
Diameter	Mon	TCS	S/St	Alu	Part No.
	242	244	246	248	
1.6mm					0016
2.4mm					0024
3.2mm					0032
4.8mm					0048
5.4mm					0064
8.0mm					0080
9.5mm					0095
12.7mm					0127

Other sizes are available on request


Rectangular Silicone Sponge Core



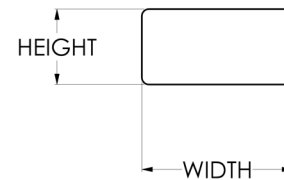
Profile



Rectangular Neoprene Sponge Core



Profile




Material Codes/Part Number

Height	Width	Mon	TCS	S/St
		232	234	236
3.2mm	6.4mm	2423876-1	2423879-1	2423882-1
3.2mm	9.5mm	2423877-1	2423880-1	2423883-1
4.8mm	12.7mm	2423878-1	2423881-1	2423884-1

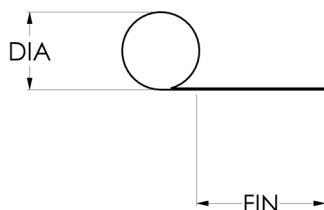
Height	Width	Mon	TCS	S/St	Alu	Part No.
		232	234	236	238	
3.2mm	3.2mm					0032-0032
3.2mm	4.8mm					0032-0048
3.2mm	6.4mm					0032-0064
3.2mm	9.5mm					0032-0095
3.2mm	12.7mm					0032-0127
4.8mm	4.8mm					0048-0048
4.8mm	6.4mm					0048-0064
4.8mm	9.5mm					0048-0095
4.8mm	12.7mm					0048-0127
6.4mm	6.4mm					0064-0064
6.4mm	9.5mm					0064-0095
6.4mm	12.7mm					0064-0127
9.5mm	9.5mm					0095-0095
9.5mm	12.7mm					0095-0127
12.7mm	12.7mm					0127-0127

Height	Width	Mon	TCS	S/St	Alu	Part No.
		282	284	286	288	
3.2mm	3.2mm					0032-0032
3.2mm	4.8mm					0032-0048
3.2mm	6.4mm					0032-0064
3.2mm	9.5mm					0032-0095
3.2mm	12.7mm					0032-0127
4.8mm	4.8mm					0048-0048
4.8mm	6.4mm					0048-0064
4.8mm	9.5mm					0048-0095
4.8mm	12.7mm					0048-0127
6.4mm	6.4mm					0064-0064
6.4mm	9.5mm					0064-0095
6.4mm	12.7mm					0064-0127
9.5mm	9.5mm					0095-0095
9.5mm	12.7mm					0095-0127
12.7mm	12.7mm					0127-0127

Round with Fin Silicone Sponge Core



Profile



Material Codes

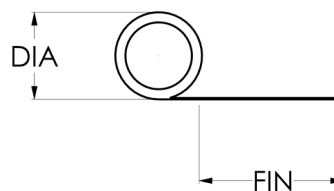
Diameter	Fin Width	Mon	TCS	S/St	Alu	Part No.
		222	224	226	228	
3.2mm	6.4mm					0032-0064
3.2mm	9.5mm					0032-0095
3.2mm	12.7mm					0032-0127
4.8mm	9.5mm					0048-0095
4.8mm	12.7mm					0048-0127
4.8mm	15.9mm					0048-0159
6.4mm	9.5mm					0064-0095
6.4mm	12.7mm					0064-0127
6.4mm	15.9mm					0064-0159
8.0mm	9.5mm					0080-0095
8.0mm	12.7mm					0080-0127
8.0mm	15.9mm					0080-0159
9.5mm	12.7mm					0095-0127
9.5mm	15.9mm					0095-0159
12.7mm	12.7mm					0127-0127

Other sizes are available on request

Round with Fin Silicone Tube Core



Profile



Material Codes

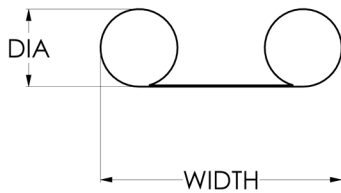
Diameter	Fin Width	Mon	TCS	S/St	Alu	Part No.
		252	254	256	258	
3.2mm	6.4mm					0032-0064
3.2mm	9.5mm					0032-0095
3.2mm	12.7mm					0032-0127
4.8mm	9.5mm					0048-0095
4.8mm	12.7mm					0048-0127
4.8mm	15.9mm					0048-0159
6.4mm	9.5mm					0064-0095
6.4mm	12.7mm					0064-0127
6.4mm	15.9mm					0064-0159
8.0mm	9.5mm					0080-0095
8.0mm	12.7mm					0080-0127
8.0mm	15.9mm					0080-0159
9.5mm	12.7mm					0095-0127
9.5mm	15.9mm					0095-0159
12.7mm	12.7mm					0127-0127

Other sizes are available on request

Twin Round with Fin Silicone Sponge Core



Profile



Material Codes

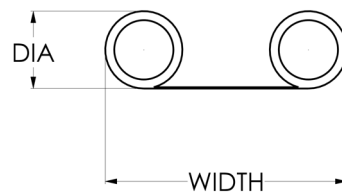
Diameter	Fin Width	Mon	TCS	S/St	Alu	Part No.
		262	264	266	268	
3.2mm	12.7mm					0032-0127
3.2mm	19.1mm					0032-0191
3.2mm	25.4mm					0032-0254
4.8mm	19.1mm					0048-0191
4.8mm	25.4mm					0048-0254
6.4mm	19.1mm					0064-0191
6.4mm	25.4mm					0064-0254

Other sizes are available on request

Twin Round with Fin Silicone Tube Core



Profile



Material Codes


Diameter	Fin Width	Mon	TCS	S/St	Alu	Part No.
		262	264	266	268	
3.2mm	12.7mm					0032-0127
3.2mm	19.1mm					0032-0191
3.2mm	25.4mm					0032-0254
4.8mm	19.1mm					0048-0191
4.8mm	25.4mm					0048-0254
6.4mm	19.1mm					0064-0191
6.4mm	25.4mm					0064-0254

Other sizes are available on request

KNITTED WIRE MESH WITH AN ENVIRONMENTAL SEAL

Product Overview

Manufactured from either solid knitted wire mesh or knitted wire mesh over an elastomer core bonded to an elastomer environmental seal.



Application

This type of gasket is very suitable where a high level of shielding is required along with an environmental seal. Provides an economic approach to combination RFI/EMI/EMP and environmental sealing.

- Suitable for gaps with large tolerances
- Door seals
- Panel seals
- Due to its resiliency and low compression force, ideal for use in situations where repeated opening and closing operations are necessary

Availability

- Continuous lengths up to 10 mtrs long.
- Fabricated gaskets to customer's drawings
- Can be fitted with compression limit stops or collars
- Easily assembled using the optional self adhesive backing
- A broad range of sizes available
- A large range of materials to suit many RFI/EMI/EMP and climatic conditions including NBC
- Large fabricated gaskets can be produced economically
- UL flame retardant approved materials are also available

Design Considerations

- It is important that this material is not over-compressed. If the design of the equipment does not allow for any mechanical method of preventing over-compression, the gasket should be fitted with built-in compression limiters, either metal stops fitted to the gasket, or metal collars fitted into each fixing hole
- When specifying die cut gaskets minimum material width should not be less than 2mm or at least the material thickness in any part of the gasket. If this cannot be achieved around fixing holes consider using a slot. Particular attention is required if specifying compression collars in holes
- Particular consideration must be given to compression forces hole centres, size and number of fixings and rigidity of mating flanges.
- Consideration should be given to the termination of cut mesh ends. Sometimes loose wires are evident after cutting. Kemtron are experts at mesh termination however if you choose to
 - Dipping the end in glue
 - Spot welding the cut end
 - Sewing the cut end
- Galvanic compatibility. Select from a choice of wire

SURFACE MOUNTED GASKETS

With surface mounted elastomeric gaskets, the aim should be to limit the compression of the gasket to between 10% and 20%. 10% being the minimum with a solid silicone style of gasket. (Some form of compression stop or limit is essential with surface mounted gaskets to prevent over compression).

Compression stops can be built into many styles of gasket, or made as an integral part of the flange. Their height should equal that of the maximum compressed height of the gasket. Compression stops fitted into gaskets can be in the form of collars or washers so that fixing bolts can pass through them or as solid studs located either side of a fixing bolt.

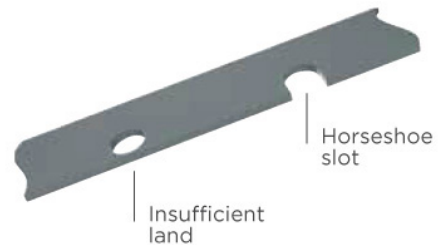
The thickness of the gasket for a known application can be calculated as follows e.g. Consider a gasket which can be compressed between 10% and 25% to be used on flanges which are not perfectly flat, i.e. the flanges without gaskets touch at some points and leave gaps in others. Since the gasket will compress between 10% and 25% we will require 25% compression at the high points and 10% at the low points (the "gaps"). The greatest gap is therefore 15% of the gasket thickness. If that gap is 0.45mm, then a gasket of 3.0mm thickness is required.

This is fine in theory provided that the flanges do not "bow" when placed under load. To overcome flange distortion, fixings may need to be added, the number of which will be determined by the flange stiffness/rigidity.


Minimum Land




Horse Shoe Slot



Compression Limit Applications



Compression



Typical Shielding Performance

For 300 series as achieved by testing to MIL-STD 285 modified.

H Field				
MHz	0.01	0.1	1.0	10.0
Monel	28	45	64	>104
TCS	47	67	88	>104
S/St	35	43	50	
Aluminium	36	47	64	>104

E Field				
MHz	0.01	0.1	1.0	100
Monel	>118	>136	>123	99
TCS	>118	>136	>126	109
S/St	119	102		
Aluminium	>118	>136	>120	91

P Field			
MHz	400	1000	10,000
Monel	96	84	46
TCS	98	77	43
S/St	85	62	36
Aluminium	86	72	34

Materials

Monel Alloy 400 Wire

Wire diameter 0.11mm
UK Specification to BS3075 NA13
USA Specification to AMS 4730

Tin Plated Copper Clad Steel (TCS)

Wire diameter 0.11mm
UK Specification BS EN 50117-10-1*, BS4087*,
USA Specification ASTM B277*, ASTM B452*,
ASTM B520, ASTM B33*, AISI 1010

* There is no complete specification for this material. Processes have been derived from parts of the above where applicable.

Stainless Steel (S/St)

UK Specification BS EN 10088-3 2005 316 S19
Wire diameter 0.11mm

Aluminium

Specification BS EN 537 pt 3
Wire diameter 0.13mm

Solid Silicone Rubber

Generally meets ZZ-R-765
Temperature range -40°C to +200°C
Service life >20 years

Sponge Silicone Rubber

USA Specification AMS 3195
Temperature range -40°C to +200°C
Service life >20 years

Sponge Neoprene Rubber

USA Specification ASTM D1056 (84) SCE 42
Temperature range -15°C to +80°C
Condition medium

Tolerances

- Round and rectangular mesh sections $\pm 0.8\text{mm}$
- Carrier size ± 0.8
- Finished gaskets $\pm 0.8\text{mm}$ up to 300mm
 $\pm 1.2\text{mm}$ over 300mm
- Hole centres $\pm 0.4\text{mm}$

Note: All sizes listed that have an Elastomer core are the Elastomer size. Allowances must be made for the wire mesh, 1 layer approximately 0.4mm and 2 layers 0.8mm

Tolerances on Rubbers

- Up to 2.0mm diameter or thickness $\pm 0.5\text{mm}$
- 2.0mm to 10.0mm diameter or thickness $\pm 0.8\text{mm}$
- Above 10mm diameter or thickness $\pm 1.5\text{mm}$

How to Order

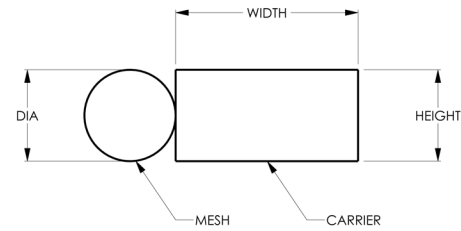

The sizes shown on the tables are typical examples of our range other sizes are available on request. To make a part number, use the wire material code from the 'material code' box followed by the part number.

Example

334-0032-0032-0191 = The sizes shown on the tables are typical examples of our range other sizes are available on request. To make a part number, use the wire material code from the 'material code' box followed by the part number.

Solid Mesh to Silicone Sponge Carrier

Profile



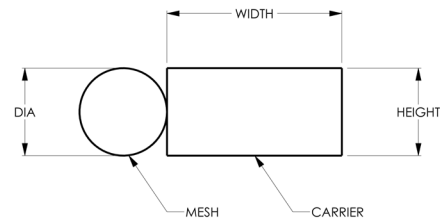

Material Codes

Mesh Diameter	Carrier Height	Carrier Width	Mon	TCS	S/St	Alu	Part No.
			392	394	396	398	
3.2mm	3.2mm	9.5mm					0032-0032-0095
4.0mm	3.2mm	12.7mm					0040-0032-0127
4.8mm	3.2mm	9.5mm					0048-0032-0095
4.8mm	4.8mm	12.7mm					0048-0048-0127
4.8mm	4.8mm	15.9mm					0048-0048-0159
6.4mm	4.8mm	12.7mm					0064-0048-012

Other sizes are available on request

Solid Mesh to Neoprene Sponge Carrier

Profile



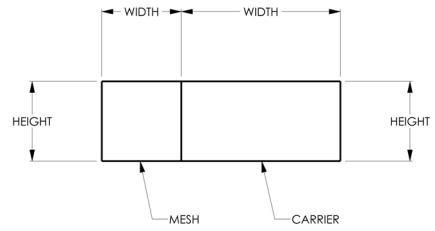

Material Codes

Mesh Diameter	Carrier Height	Carrier Width	Mon	TCS	S/St	Alu	Part No.
			302	304	306	308	
3.2mm	3.2mm	9.5mm					0032-0032-0095
4.0mm	3.2mm	12.7mm					0040-0032-0127
4.8mm	3.2mm	9.5mm					0048-0032-0095
4.8mm	4.8mm	12.7mm					0048-0048-0127
4.8mm	4.8mm	15.9mm					0048-0048-0159
6.4mm	4.8mm	12.7mm					0064-0048-012

Other sizes are available on request

Solid Mesh to Silicone Sponge Carrier

Profile



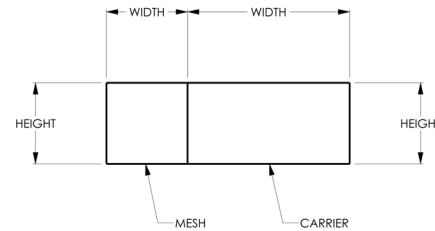

Material Codes

Mesh Height	Mesh Width	Carrier Height	Carrier Width	Mon	TCS	S/St	Alu	Part No.
				312	314	316	318	
2.4mm	2.4mm	2.4mm	9.5mm					0024-0024-0024-0095
2.4mm	2.4mm	2.4mm	12.7mm					0024-0024-0024-01277
3.2mm	3.2mm	3.2mm	9.5mm					0032-0032-0032-0095

Other sizes are available on request

Silicone Sponge Core to Silicone Sponge Carrier

Profile



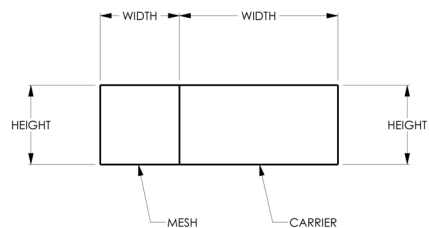

Material Codes

Mesh Height	Mesh Width	Carrier Height	Carrier Width	Mon	TCS	S/St	Alu	Part No.
				382	384	386	388	
2.4mm	2.4mm	2.4mm	9.5mm					0024-0024-0024-0095
2.4mm	2.4mm	2.4mm	12.7mm					0024-0024-0024-01277
3.2mm	3.2mm	3.2mm	9.5mm					0032-0032-0032-0095

Other sizes are available on request

Solid Mesh to Neoprene Sponge Carrier

Profile



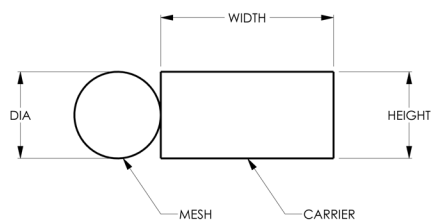

Material Codes

Mesh Height	Mesh Width	Carrier Height	Carrier Width	Mon	TCS	S/St	Alu	Part No.
				322	324	326	328	
2.4mm	2.4mm	2.4mm	9.5mm					0024-0024-0024-0095
2.4mm	2.4mm	2.4mm	12.7mm					0024-0024-0024-01277
3.2mm	3.2mm	3.2mm	9.5mm					0032-0032-0032-0095

Other sizes are available on request

Neoprene Sponge Core to Neoprene Sponge Carrier

Profile




Material Codes

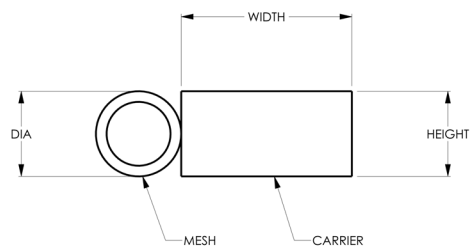
Mesh Diameter	Carrier Height	Carrier Width	Mon	TCS	S/St	Alu	Part No.
			342	344	346	348	
3.2mm	3.2mm	9.5mm					0032-0032-0095
4.0mm	3.2mm	12.7mm					0040-0032-0127
4.8mm	3.2mm	9.5mm					0048-0032-0095
4.8mm	4.8mm	12.7mm					0048-0048-0127
4.8mm	4.8mm	15.9mm					0048-0048-0159
6.4mm	4.8mm	12.7mm					0064-0048-0127

Other sizes are available on request

Silicone Tube Core to Neoprene Sponge Carrier



Profile




Material Codes

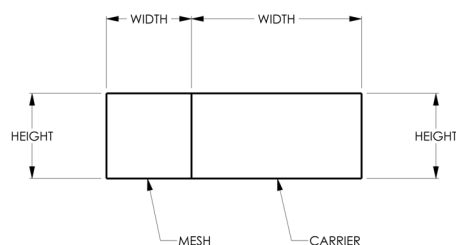
Mesh Diameter	Carrier Height	Carrier Width	Mon	TCS	S/St	Alu	Part No.
			362	364	366	368	
3.2mm	3.2mm	9.5mm					0032-0032-0095
4.0mm	3.2mm	12.7mm					0040-0032-0127
4.8mm	3.2mm	9.5mm					0048-0032-0095
4.8mm	4.8mm	12.7mm					0048-0048-0127
4.8mm	4.8mm	15.9mm					0048-0048-0159
6.4mm	4.8mm	12.7mm					0064-0048-0127

Other sizes are available on request

Neoprene Sponge Core to Neoprene Sponge Carrier



Profile




Material Codes

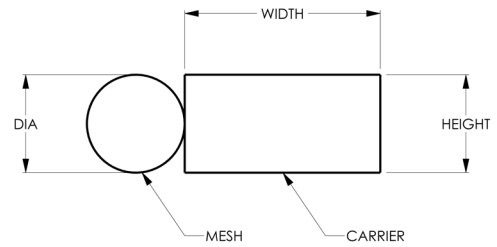
Mesh Height	Mesh Width	Carrier Height	Carrier Width	Mon	TCS	S/St	Alu	Part No.
				372	374	376	378	
2.4mm	2.4mm	2.4mm	9.5mm					0024-0024-0024-0095
2.4mm	2.4mm	2.4mm	12.7mm					0024-0024-0024-01277
3.2mm	3.2mm	3.2mm	9.5mm					0032-0032-0032-0095

Other sizes are available on request

Silicone Sponge Core to Silicone Sponge Carrier



Profile




Material Codes

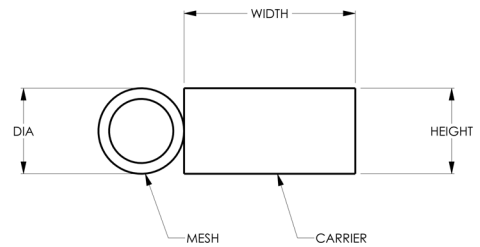
Mesh Diameter	Carrier Height	Carrier Width	Mon	TCS	S/St	Alu	Part No.
			332	334	336	338	
3.2mm	3.2mm	9.5mm					0032-0032-0095
4.0mm	3.2mm	12.7mm					0040-0032-0127
4.8mm	3.2mm	9.5mm					0048-0032-0095
4.8mm	4.8mm	12.7mm					0048-0048-0127
4.8mm	4.8mm	15.9mm					0048-0048-0159
6.4mm	4.8mm	12.7mm					0064-0048-0127

Other sizes are available on request

Silicone Tube Core to Silicone Sponge Carrier



Profile



Material Codes

Mesh Diameter	Carrier Height	Carrier Width	Mon	TCS	S/St	Alu	Part No.
			352	354	356	358	
3.2mm	3.2mm	9.5mm					0032-0032-0095
4.0mm	3.2mm	12.7mm					0040-0032-0127
4.8mm	3.2mm	9.5mm					0048-0032-0095
4.8mm	4.8mm	12.7mm					0048-0048-0127
4.8mm	4.8mm	15.9mm					0048-0048-0159
6.4mm	4.8mm	12.7mm					0064-0048-0127

Other sizes are available on request

Notice

Information supplied in these data sheets is based on independent and laboratory tests which Kemtron believes to be reliable. Kemtron has no control over the design of customer's product which incorporates Kemtron's products, therefore it is the responsibility of the user to determine the suitability for his particular application and we recommend that the user make his own test to determine suitability.

The product described in this data sheet shall be of standard quality, however the products are sold without warranty of fitness for a particular purpose, either expressed or implied, except to the extent expressly stated on Kemtron's invoice, quotation or order acknowledgement. Kemtron does not warrant that products described in this data sheet will be free of conflict with existing or future patents of third parties. All risks of lack of fitness, patent infringement and the like are assumed by the user.

Notice

Information supplied in these data sheets is based on independent and laboratory tests which Kemtron Ltd. believes to be reliable. Kemtron Ltd. has no control over the design of customer's product which incorporates Kemtron Ltd.'s products, therefore it is the responsibility of the user to determine the suitability for his particular application and we recommend that the user makes his own test to determine suitability.

Kemtron Ltd. is a TE Connectivity Ltd. company.

Kemtron Extended Product Portfolio Contact Information

United Kingdom

Phone: +44 (0) 1376 348115

Email: info.braintree@te.com

France

Phone: + 33 (0) 160778316

Email: info.braintree@te.com

Germany

Phone: +44 (0) 1376348115

Email: info.braintree@te.com

Rest of Europe

Phone: +44 (0) 1376348115

Email: info.braintree@te.com

Asia

Phone: +44 (0) 1376348115

Email: info.braintree@te.com

te.com

TE, TE Connectivity, TE connectivity (logo), and EVERY CONNECTION COUNTS are trademarks owned or licensed by the TE Connectivity plc. family of companies. Other product names, logos, and company names mentioned herein may be trademarks of their respective owners.

The information given herein, including drawings, illustrations and schematics which are intended for illustration purposes only, is believed to be reliable. However, TE Connectivity makes no warranties as to its accuracy or completeness and disclaims any liability in connection with its use. TE Connectivity's obligations shall only be as set forth in TE Connectivity's Standard Terms and Conditions of Sale for this product and in no case will TE Connectivity be liable for any incidental, indirect or consequential damages arising out of the sale, resale, use or misuse of the product. Users of TE Connectivity products should make their own evaluation to determine the suitability of each such product for the specific application.

© 2025 TE Connectivity. All Rights Reserved.

01-25

Mouser Electronics

Authorized Distributor

Click to View Pricing, Inventory, Delivery & Lifecycle Information:

[TE Connectivity:](#)

[2423797-1](#)