



Patent-pending
PAS69278P

PAS69278P

2-Port MIMO Pole Mount Low-PIM Directional Panel Antenna 698-960 MHz / 1710-2700 MHz

The patent-pending PAS69278P antenna is a wide-band dual-port panel antenna with slant 45 polarization that covers the domestic LTE700/Cellular/PCS/AWS/MDS and global GSM900/GSM1800/ UMTS/LTE2600 bands. The antenna is ideal for both indoor and outdoor applications. It includes a UV-stable radome enclosure that provides years of use without degradation to either the mechanical properties or aesthetics.

FEATURES AND BENEFITS

- Applicable for 3G/4G, domestic LTE 700 band, Global LTE 2600 band, WiMax 2300/2500 band, domestic cellular and global GSM solutions
- Weatherproof UV stable radome
- Low Passive Intermodulation
- Conformance to RoHS

ELECTRICAL SPECIFICATION

Operating Frequency (MHz)	700	850	900	1800	1900	2100	2300	2600
Peak Gain, dBi (Typ)	8.7	9.0	9.8	7.5	8.5	8.4	9.5	9.7
Peak Gain, dBi (Max)	9.1	9.7	10.4	8.5	9.1	9.1	10.1	10.0
PAS69278P-91NF Additional Loss, dB	0.5	0.6	0.6	0.9	0.9	1.0	1.1	1.1
VSWR - Avg	<2.0:1	<1.9:1	<1.7:1	<1.6:1	<1.5:1	<1.5:1	<1.6:1	<1.8:1
Isolation, dB (Typ)	<-38	<-40	<-40	<-30	<-30	<-30	<-30	<-30
3 dB Beamwidth, Vertical Plane	66° to 70°	61° to 65°	56° to 60°	57° to 84°	46° to 62°	46° to 72°	57° to 66°	48° to 55°
3 dB Beamwidth, Horizontal Plane	65° to 74°	59° to 65°	57° to 60°	56° to 85°	52° to 64°	52° to 82°	58° to 63°	48° to 54°
PIM, 3rd Order, 2 x 20W, dBc (Typ)	< -151			< -153				
CPR at Boresight, dB (Typ)	25			23				
CPR at Boresight, dB (Min)	25			17				
F/B Ration, Co-pol (dB)	21							
VSWR – Max	2.0:1							
PIM - 2x20W (dBc)	< -150							
Isolation – Min (dB)	-28							

ELECTRICAL SPECIFICATION

Nominal Impedance (Ohms)	50
Max Input Power Per Port - Ambient 25°C (W)	50
Polarization	Slant $\pm 45^\circ$

ENVIRONMENTAL SPECIFICATIONS

Operating Temperature - °C (°F)	-30 to 70°C (-22 to 158°F)
Storage Temperature - °C (°F)	-40 to 85°C (-40 to 185°F)
Environmental Conditions	ETSI EN300 019-2-4, class 4.1E
Wind Rating - km/hr (mph)	150 (93)
Ingress Protection Rating	PAS69278P-FNF model only for outdoor IP55
Flammability Rating	UL 94V0 Materials
Material Substance Compliance	RoHS

CONFIGURATION

PART NUMBER	CABLE LENGTH	CONNECTOR
PAS69278P-FNF	NA (Direct Connect)	Dual Type N Female
PAS69278P-91NF	91 cm, (36"), cable	Dual Type N Female
PAS69278P-30D41F	30 cm, (12"), cable	Dual Type 4.1-9.5 Female
PAS69278P-30D43F	30 cm, (12"), cable	Dual Type 4.3-10 Female

MOUNTING OPTION



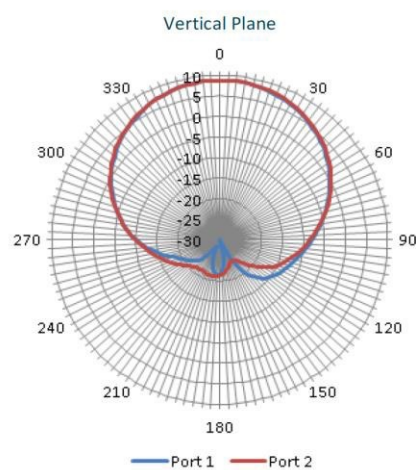
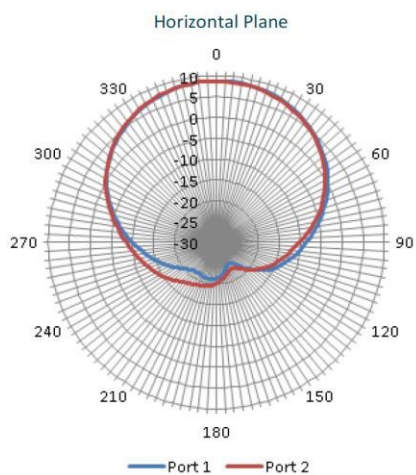
Close-up of connector and bracket system



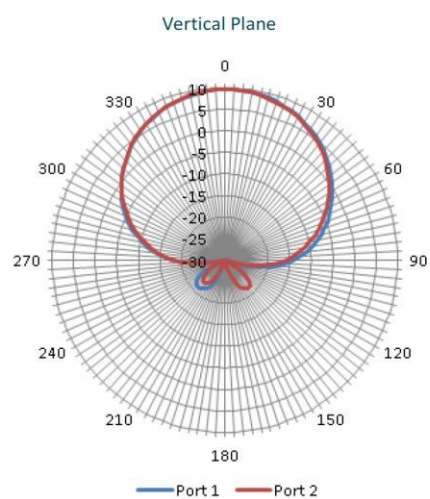
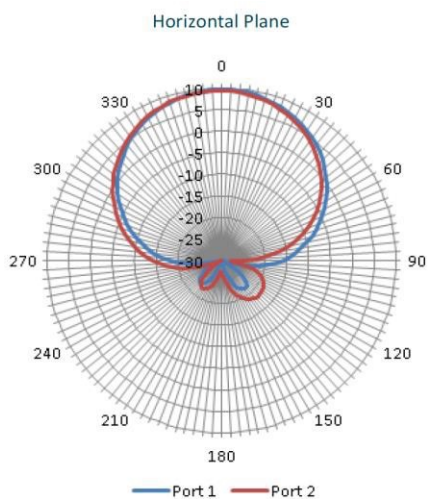
Optional mounting kit Part Number: HKIT-PAX-001

RADIATION PATTERN

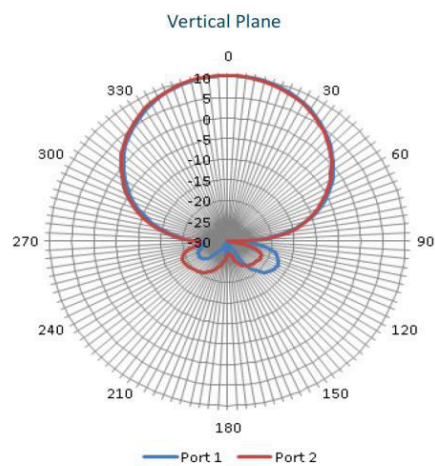
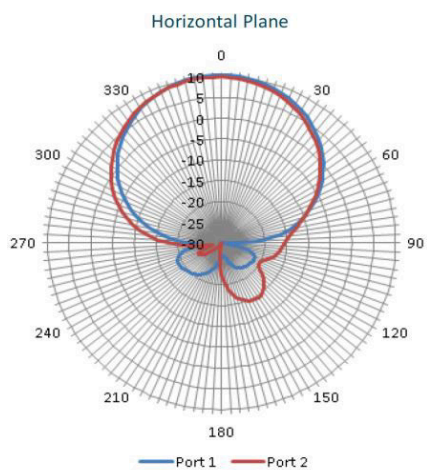
698 MHz



880 MHz

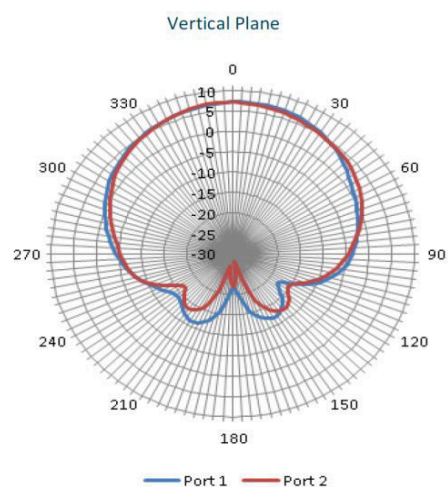
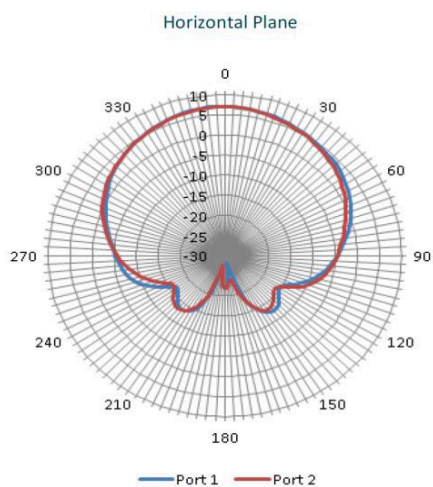


960 MHz

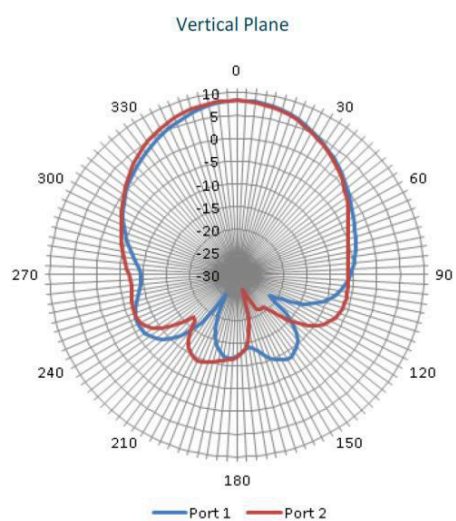
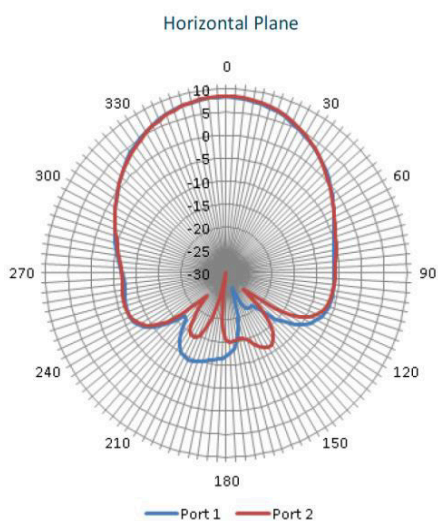


RADIATION PATTERN

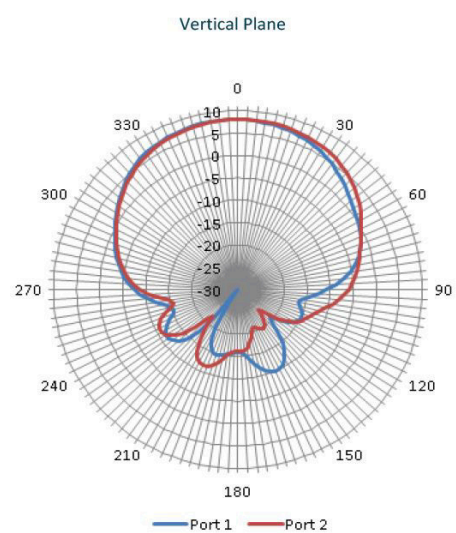
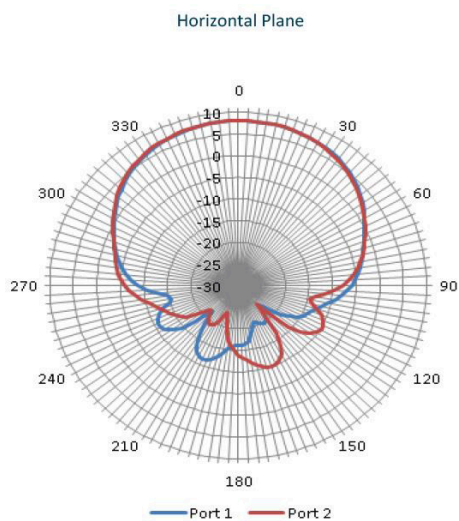
1710 MHz

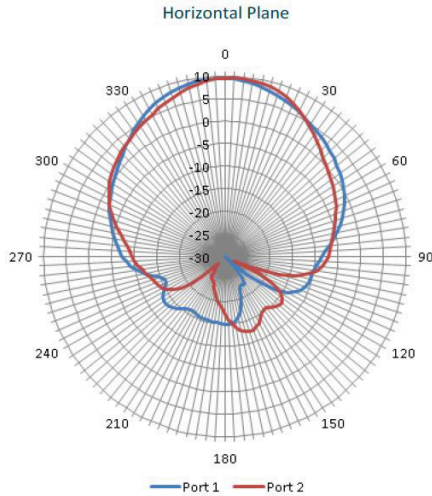


1950 MHz

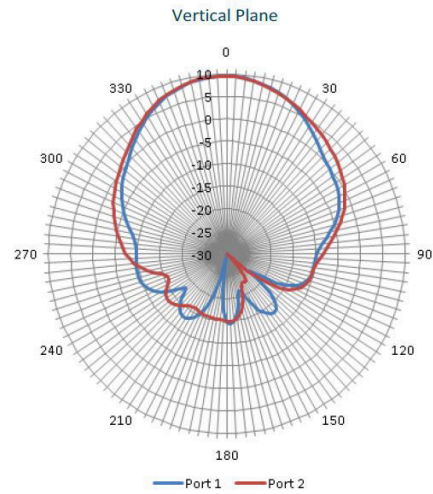


2170 MHz





2700 MHz



TE TECHNICAL SUPPORT CENTER

USA:	+1 (800) 522-6752
Canada:	+1 (905) 475-6222
Mexico:	+52 (0) 55-1106-0800
Latin/S. America:	+54 (0) 11-4733-2200
Germany:	+49 (0) 6251-133-1999
UK:	+44 (0) 800-267666
France:	+33 (0) 1-3420-8686
Netherlands:	+31 (0) 73-6246-999
China:	+86 (0) 400-820-6015

te.com

TE Connectivity, TE Connectivity (logo) and Every Connection Counts are trademarks. All other logos, products and/or company names referred to herein might be trademarks of their respective owners.

The information given herein, including drawings, illustrations and schematics which are intended for illustration purposes only, is believed to be reliable.

However, TE Connectivity makes no warranties as to its accuracy or completeness and disclaims any liability in connection with its use. TE Connectivity's obligations shall only be as set forth in TE Connectivity's Standard Terms and Conditions of Sale for this product and in no case will TE Connectivity be liable for any incidental, indirect or consequential damages arising out of the sale, resale, use or misuse of the product. Users of TE Connectivity products should make their own evaluation to determine the suitability of each such product for the specific application.

TE warrants to the original end user customer of its products that its products are free from defects in material and workmanship. Subject to conditions and limitations TE will, at its option, either repair or replace any part of its products that prove defective because of improper workmanship or materials. This limited warranty is in force for the useful lifetime of the original end product into which the TE product is installed. Useful lifetime of the original end product may vary but is not to exceed five (5) years from the original date of the end product purchase.

©2021 TE Connectivity. All Rights Reserved.

12/21 Original

Mouser Electronics

Authorized Distributor

Click to View Pricing, Inventory, Delivery & Lifecycle Information:

[TE Connectivity:](#)

[PAS69278P-91NF](#)