© 2019 TE Connectivity. All Rights Reserved.

REVISIONS					
P	LTR	DESCRIPTION	DATE	DWN	APVD
	A1	ECN-23-229552	06SEP23	M.X	F.P
	A2	ECN-24-253235	23FEB24	M.X	F.P
	A3	ECN-24-266331	16MAY24	M.X	F.P
	A4	ECN-24-274533	17JUL24	M.X	F.P

CODINGS

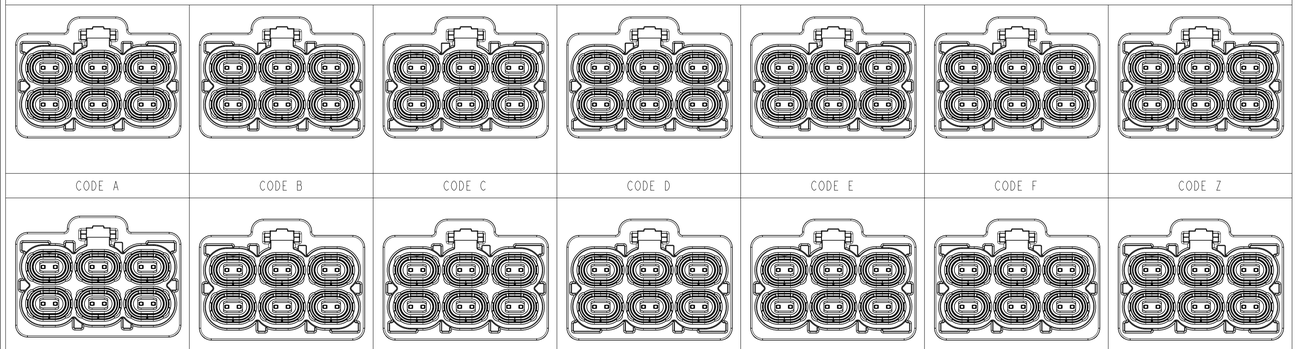

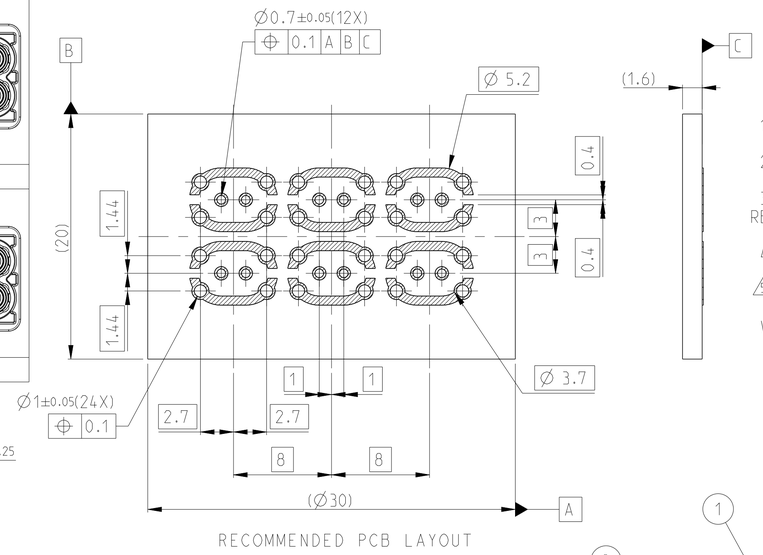

RECOMMENDED PCB LAYOUT

1.1-2463460-4 AS SHOWN

2.ALL DIMENSIONS IN ( ) FOR INFORATION ONLY

3.SOLDERING PROCESS: LEAD FREE REFLOW SOLDERING IN REFERENCE TO JEDEC J-STD-020D

4.PACKAGING: TAPE REEL

5 PINNING NO.

WEIGHT [g]: 0/1-2463460-X: 11.13g
2/3-2463460-X: 10.12g

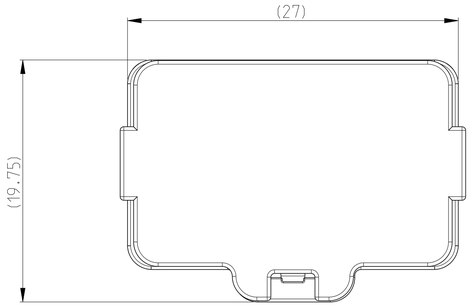

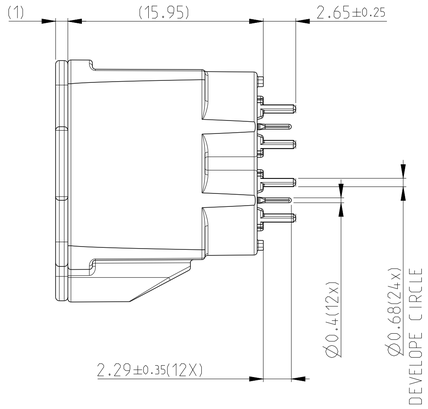

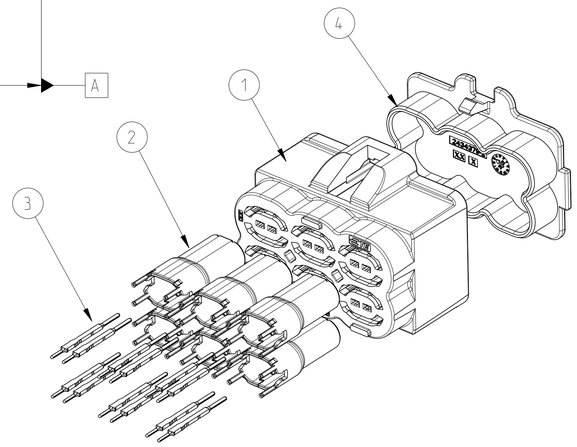

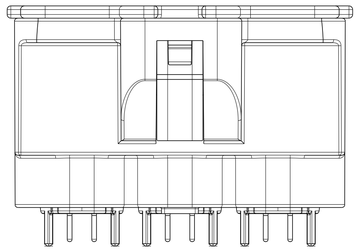

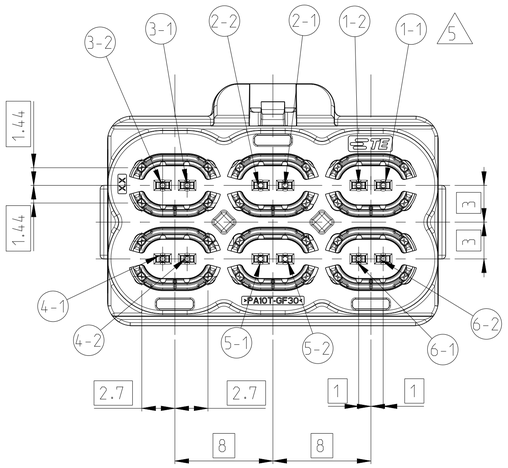

QUANTITY																															CODE	DESCRIPTION	MATERIAL	FINISH COLOR. SIMILAR RAL	ITEM NO.
1															-																	PICKUP CAP	HIGH TEMP POLYAMIDE	JET BLACK / 9005	4
12																																CENTER PIN	COPPER ALLOY	0.38 µm MIN GOLD.1.3 µm MIN NICKEL ONINTERFACE END; 3.0 µm MIN TIN.1.3 µm MIN NICKEL ON SOLDER END;	3
6																																OUTER SHEILD	COPPER ALLOY	3.0 µm MIN TIN.1.3 µm MIN NICKEL	2
														1															1	Z	CODING HSG	HIGH TEMP POLYAMIDE	WATER BLUE / 5021	1
													1														1			O			LIGHT GREEN / 6027	
												1														1				M			PASTEL ORANGE / 2003	
											1														1					L			YELLOW GREEN / 6018	
										1														1						K			CURRY / 1027	
									1														1							J			BEIGE / 1001	
								1														1								H			LIGHT PINK / 3015	
							1														1									G			PLATINUM GREY / 7036	
						1														1										F			NUT BROWN / 8011	
					1														1											E			MAY GREEN / 6017	
				1														1												D			CLARET VIOLET / 4004	
			1														1													C			LIGHT BLUE / 5012	
		1														1														B			PURE WHITE / 9010	
1															1															A			JET BLACK / 9005	
0-1	0-2	0-3	0-4	0-5	0-6	0-7	0-8	0-9	1+0	1-1	1-2	1-3	1-4	2-1	2-2	2-3	2-4	2-5	2-6	2-7	2-8	2-9	3-0	3-1	3-2	3-3	3-4			P/N		ASSY NO. X-2463460-Y		
-	-	-	-	-	-	-	-	-	-	-	-	-	-	6-1	-	-	-	-	-	-	-	-	-	-	-	-	-			UAES P/N				
A	B	C	D	E	F	G	H	J	K	L	M	O	Z	A	B	C	D	E	F	G	H	J	K	L	M	O	Z			ASSY CODE				
1	A	A	A	A	A	A	A	A	A	A	A	A	A	A	A	A	A	A	A	A	A	A	A	A	A	A	A			REVISION				

THIS DRAWING IS A CONTROLLED DOCUMENT.

DIMENSIONS: mm

TOLERANCES UNLESS OTHERWISE SPECIFIED:
0 PLC ±
1 PLC ±0.3
2 PLC ±0.2
3 PLC ±
4 PLC ±
ANGLES ±1°

MATERIAL: - -
FINISH: - -

DWN	ML.XU	17JUL2024
CHK	A.HUANG	17JUL2024
APVD	F.PAN	17JUL2024
PRODUCT SPEC	-	
APPLICATION SPEC	-	
WEIGHT	-	

TE Connectivity

NAME: GEMnet HEADER, 6P 180DEG
-
-

SIZE	CAGE CODE	DRAWING NO	RESTRICTED TO
A1	00779	C-2463460	-

CUSTOMER DRAWING

SCALE	SHEET	REV
4:1	1 OF 1	A4

4805 (3/13)

Mouser Electronics

Authorized Distributor

Click to View Pricing, Inventory, Delivery & Lifecycle Information:

TE Connectivity:

1-2463460-4