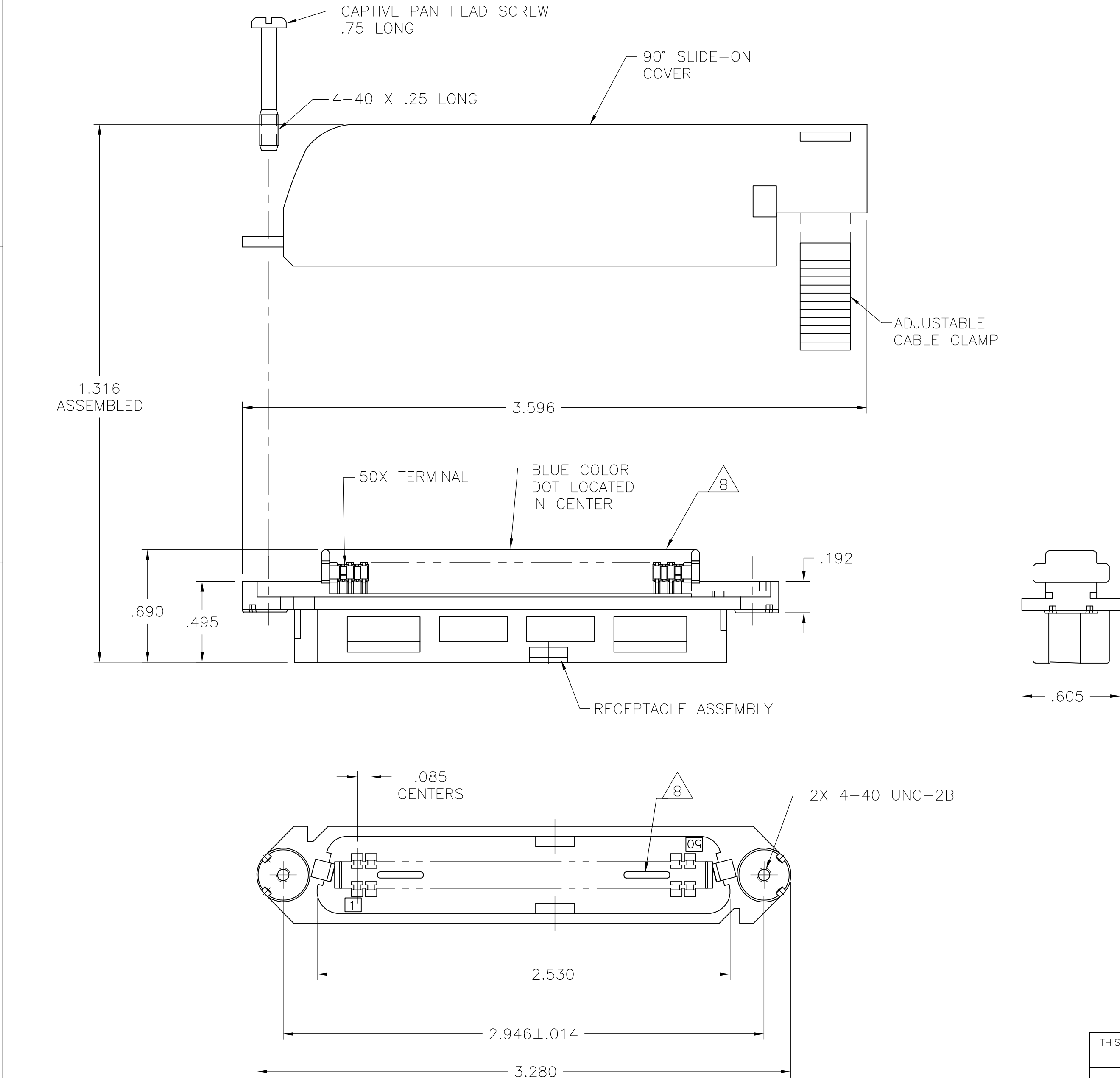


THIS DRAWING IS UNPUBLISHED.






RELEASED FOR PUBLICATION

© COPYRIGHT - BY TYCO ELECTRONICS CORPORATION. ALL RIGHTS RESERVED.

LOC	DIST	REVISIONS					
		P	LTR	DESCRIPTION	DATE	DWN	APVD
GP	00		B	REVISED PER ECO-08-007327	02OCT08	BM	WM



1. THE CONTACT SURFACES OF THE TERMINALS ARE COATED WITH LUBRICANT.
2. ALL DIMENSIONS ARE MAXIMUM UNLESS OTHERWISE SPECIFIED.
3. MATERIAL:  
HOUSING, COVER, AND CABLE CLAMP: POLYPHENYLENE OXIDE GRAY.  
TERMINAL: HIGH STRENGTH COPPER ALLOY PLATED WITH .000030 MIN GOLD OR GOLD FLASH OVER PALLADIUM NICKEL PLATE, .000030 MIN TOTAL ON MATING SURFACES. .000050 MIN NICKEL UNDERPLATE ON ENTIRE TERMINAL.
4. COVER, SCREW & CABLE CLAMP SHIPPED UNASSEMBLED.
5. WIRE SIZE: 24-26 AWG SOLID 7 OR 24 AWG STRANDED COPPER CONDUCTORS, MAXIMUM INSULATION DIAMETER OF .045 IS ACCEPTABLE FOR MOST APPLICATIONS.
6. CABLE RANGE: .425 DIAMETER MAX.
7. 500 KITS BULK PACKAGED.
8. CORING IS AN OPTIONAL CONFIGURATION AND IS AT THE DISCRETION OF AMP.

THIS DRAWING IS A CONTROLLED DOCUMENT.		DWN B. MCMASTER	27OCT05	<div>Tyco Electronics Corporation Harrisburg, PA 17105-3608</div>					
DIMENSIONS: INCHES		CHK W. MILLHIMES	27OCT05						
		APVD W. MILLHIMES	27OCT05	NAME RECEPTACLE KIT, 50 POSITION, B-SLOT, WITH 90 DEGREE COVER AND SCREW, CHAMP-LOK					
		PRODUCT SPEC —							
		APPLICATION SPEC —		SIZE	CAGE CODE	DRAWING NO	RESTRICTED TO		
		WEIGHT —		A2	00779	C=5556006	—		
MATERIAL 		FINISH 		CUSTOMER DRAWING					
				SCALE	2:1	SHEET	1 of 1	REV	B

5556006

# Mouser Electronics

Authorized Distributor

Click to View Pricing, Inventory, Delivery & Lifecycle Information:

[TE Connectivity:](#)

[5556006-2](#)