




Technical drawing of a T-shaped cross-section. The dimensions are as follows:

- Top flange thickness: 9.27 [ .365 ]
- Web thickness: 7.62 [ .300 ]
- Bottom flange thickness: 4.03 [ .159 ]

64	84.07 [3.310]	71.37 [2.810]	553441-5
50	68.84 [2.710]	56.13 [2.210]	553441-4
36	53.59 [2.110]	40.89 [1.610]	553441-3
24	40.89 [1.610]	28.19 [1.110]	553441-2
14	29.72 [1.170]	17.02 [.670]	553441-1
POSITION	DIM. B	DIM. A	PART NUMBER

THIS DRAWING IS A CONTROLLED DOCUMENT.		DWN DL DRUMMOND 26SEP2001		 AMP Incorporated Harrisburg, PA 17105-3608	
		CHK DL DRUMMOND 26SEP2001			
DIMENSIONS: mm [INCHES]		TOLERANCES UNLESS OTHERWISE SPECIFIED:		APVD EW BEILES 28SEP2001	
		0 PLC ±- 1 PLC ±- 2 PLC ±- 3 PLC ±- 4 PLC ±- ANGLES ±-		NAME RETAINER RECEPTACLE, ACTION PIN, CHAMP-LOK	
MATERIAL 		FINISH -		SIZE A2	
		WEIGHT -		CAGE CODE 00779	
		CUSTOMER DRAWING		DRAWING NO C-553441	
				RESTRICTED TO -	
				SCALE 4.1	
				SHEET 1 of 1	
				REV A	

# Mouser Electronics

Authorized Distributor

Click to View Pricing, Inventory, Delivery & Lifecycle Information:

[TE Connectivity:](#)

[553441-3](#)