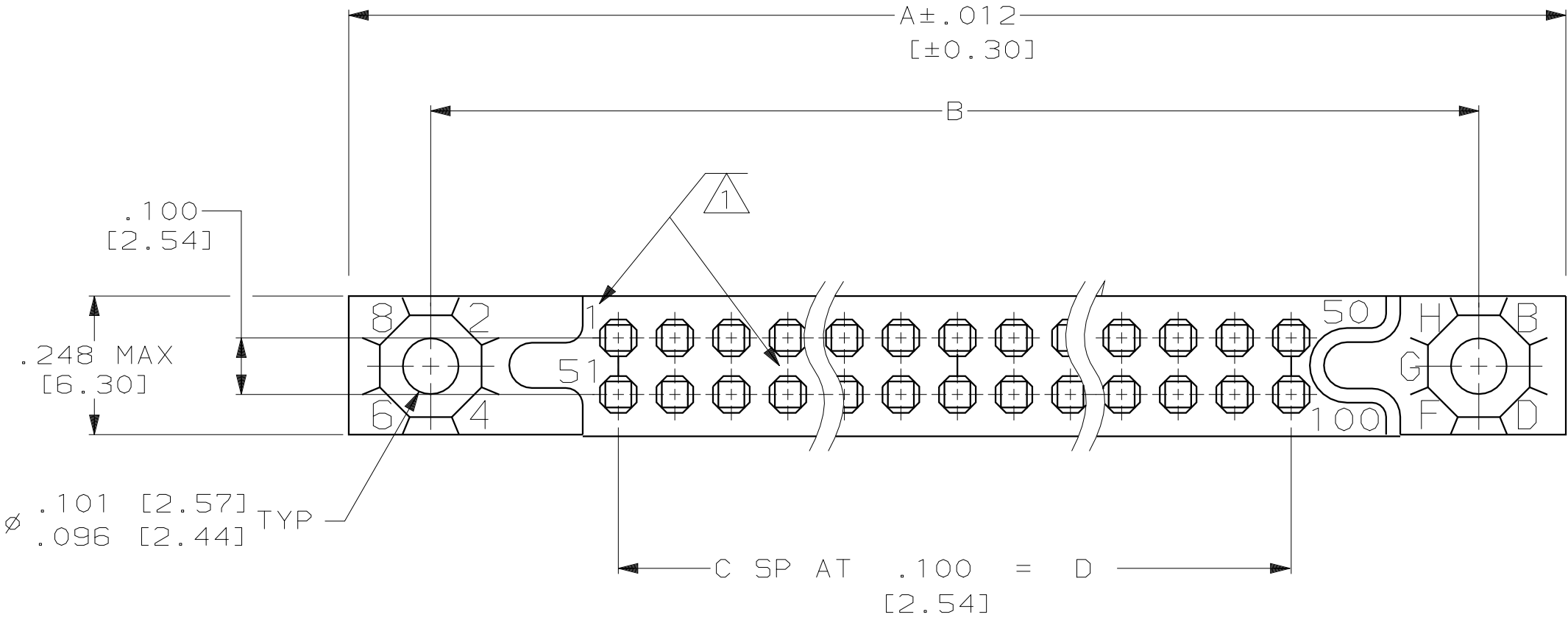
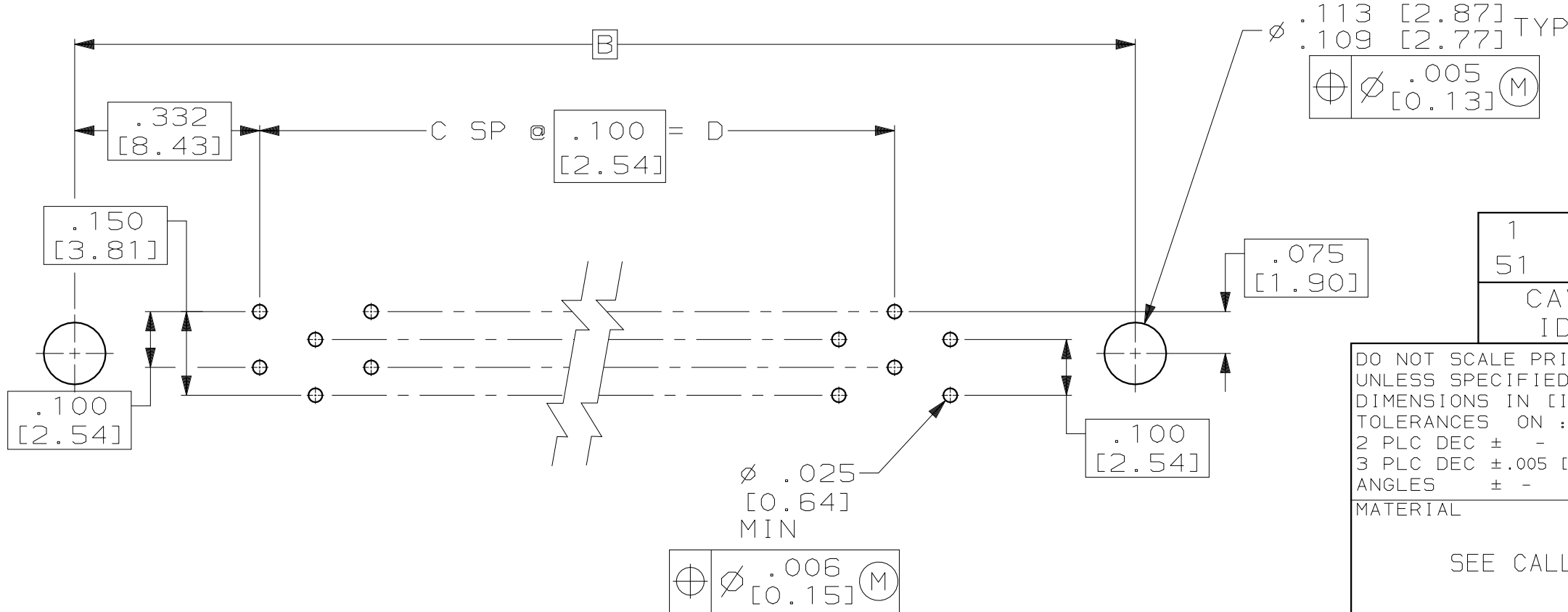
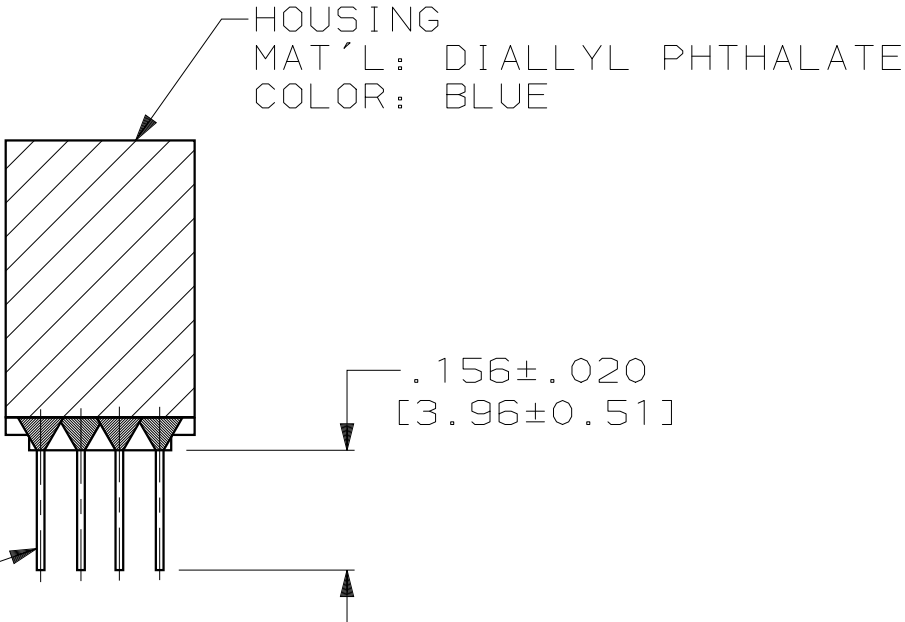
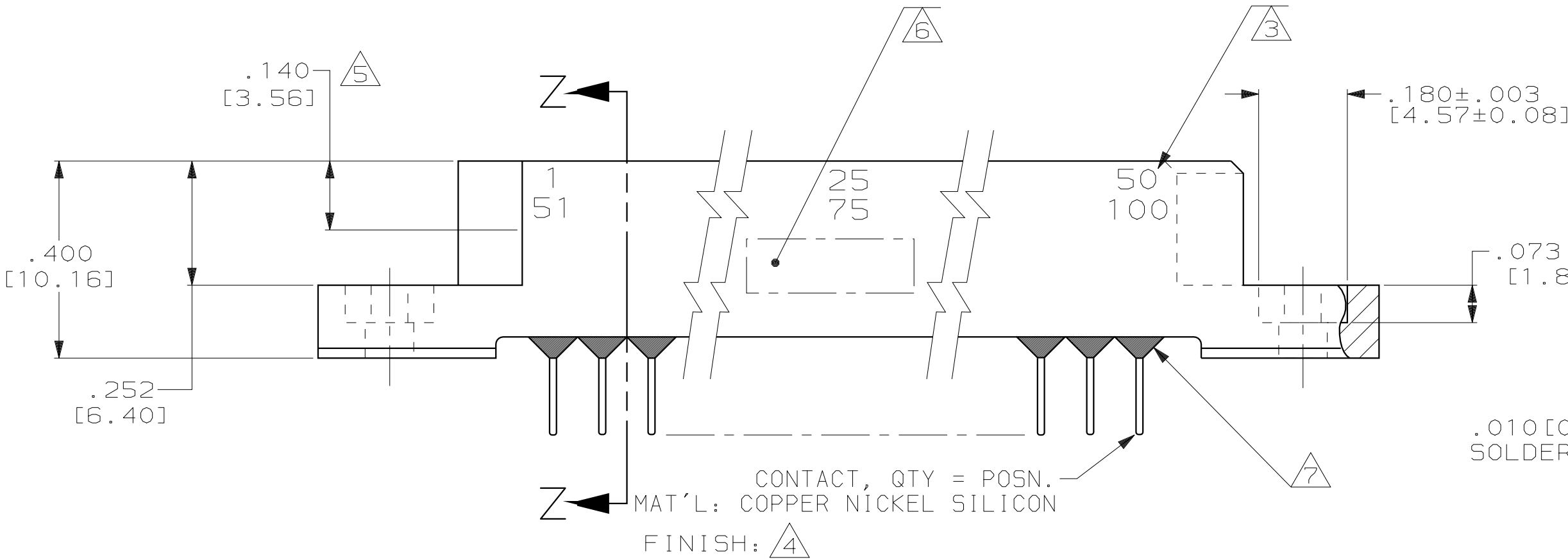


LOC	DIST	P	F	ZONE	LTR	DESCRIPTION	DATE	APPD
DF	FO				D	REV PER ECO 06-17518 CT	7-25-06	NT



- 1. END CAVITIES & LINES INDICATING EVERY FIVE CAVITIES INK STAMPED WHITE ON MATING FACE.
- 2. CONNECTOR MEETS ALL APPLICABLE REQUIREMENTS OF MIL-C-55302.
- 3. NUMBERS INDICATING EVERY FIVE CAVITIES INK STAMPED WHITE ON THIS SIDE.
- 4. FINISH: PLATED GOLD  $.000050$  [ $0.0013$ ] THK. IN CONTACT AREA. TAIL PLATED TIN-LEAD  $.000120$  [ $0.0030$ ] THK., ALL OVER NICKEL  $.000030$ -. $000100$  [ $0.0008$ - $0.0025$ ] THK.
- 5. MAX DEPTH OF CONTACT POINT.
- 6. CUSTOMER P/N, AMP, DATE CODE, AMP P/N AND 00779 INK STAMPED WHITE THIS SIDE.
- 7. EPOXY PREFORM TO BE ADDED TO BOTTOM OF HOUSING, MENISCUS TO BE BELOW HOUSING STANDOFFS
- 8. SOLDER TINES SOLDER DIPPED PER MIL-C-55302.



RECOMMENDED P.C. BOARD LAYOUT  
(CONNECTOR SIDE)

1	50	4.900	49	5.565	5.855	34050975-006	100	447639-1
51	100	[124.46]		[141.35]	[148.59]			
CAVITY IDENT	D	C	B	A	CUSTOMER PART NUMBER	POSN	PART NUMBER	

DO NOT SCALE PRINT. UNLESS SPECIFIED DIMENSIONS IN [INCHES] mm TOLERANCES ON : 2 PLC DEC $\pm$ - 3 PLC DEC $\pm .005$ [ $0.13$ ] ANGLES $\pm$ -	DR 11-17-90 R. RINEHART CHK 12-6-90 G. GILLFORD APPD 12-6-90 G. GILLFORD APPD 12-6-90 M.E. COWHEN PRODUCT SPEC -	AMP AMP Incorporated Harrisburg, PA 17105-3608
SEE CALLOUTS	APPLICATION SPEC -	NAME SEALED RECEPTACLE ASSY, 1000 SERIES BOX, FLOW SOLDER CONTACTS AND MOUNTING HOLES
FINISH SEE CALLOUTS	WEIGHT -	SIZE CAGE CODE DRAWING NO
		00779 447639
		SCALE 4:1 SHEET 1 OF 1

# Mouser Electronics

Authorized Distributor

Click to View Pricing, Inventory, Delivery & Lifecycle Information:

[TE Connectivity:](#)

[447639-1](#)