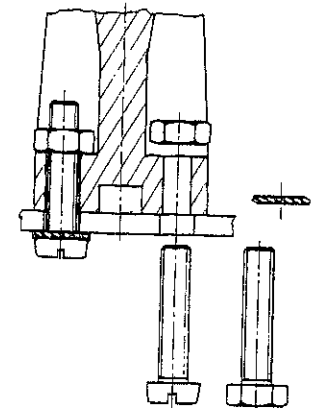
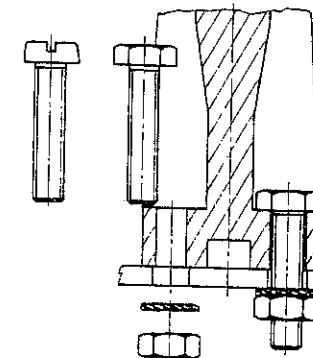
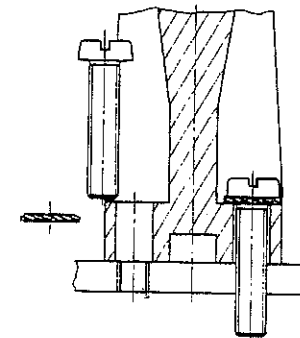
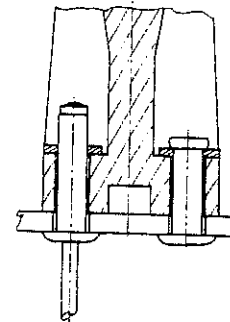
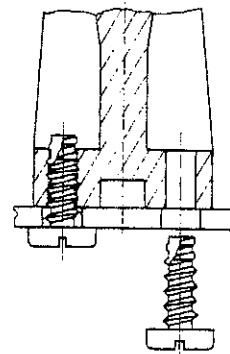
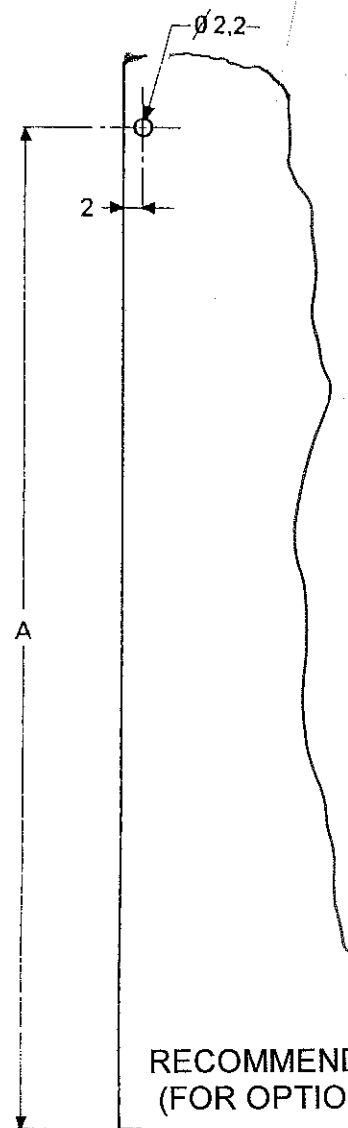
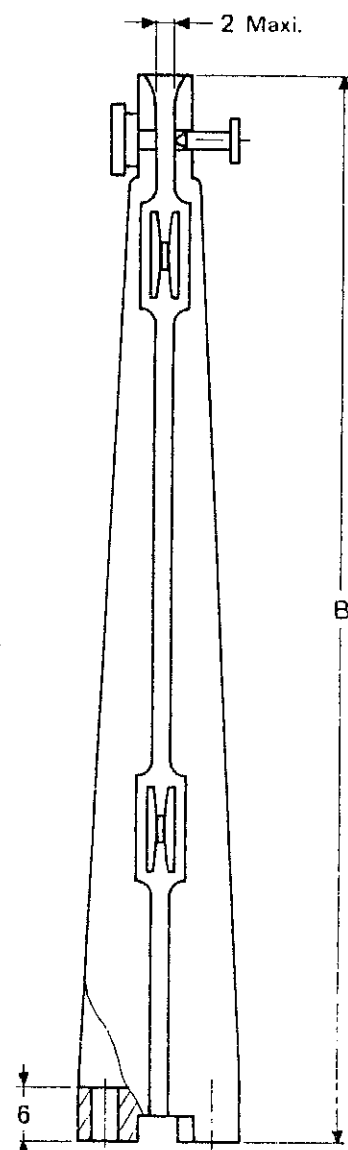
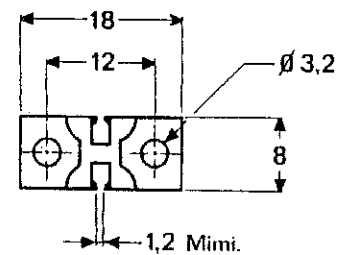


LOC	DIST	REVISIONS				
		P	LTR	DESCRIPTION	DATE	DWN APVD
F	00			A RELEASE	FEB 07	Y.P. Y.P.



MOUNTING OPTIONS (HARDWARE NOT SUPPLIED)

RECOMMENDED PCB LAYOUT
(FOR OPTIONAL LOCKING)

NO	31,5	39	GRS 6029	4-1437353-2
YES	31,5	39	GRS 6029 VR	4-1437353-3
NO	56,5	64	GRS 6030	4-1437353-4
YES	56,5	64	GRS 6030 VR	4-1437353-5
NO	81,5	89	GRS 6031	4-1437353-6
YES	81,5	89	GRS 6031 VR	4-1437353-7
NO	112,5	120	GRS 6032	4-1437353-8
YES	112,5	120	GRS 6032 VR	4-1437353-9
LOCKING DEVICE	DIM "A"	DIM "B"	OEC-T/B PART NUMBER	TYCO ELECTRONICS PART NUMBER

NOTES:

1 MATERIALS:

- GLASS FILLED PBT UL 94V0
- NICKEL PLATED ZINC ALLOY (LOCKING DEVICE)

2 OPERATING TEMPERATURE: -55°C +125°C

THIS DRAWING IS A CONTROLLED DOCUMENT FOR TYCO ELECTRONICS CORPORATION IT IS SUBJECT TO CHANGE AND THE CONTROLLING ENGINEERING ORGANIZATION SHOULD BE CONTACTED FOR THE LATEST REVISION.		DWN JJ. DESPRETZ 12FEB2007 CHK G. ROBERT 12FEB2007 APVD Y. PETRONIN 12FEB2007		tyco Tyco Electronics France SAS Electronics 95300 Pontoise, France	
DIMENSIONS: mm		TOLERANCES UNLESS OTHERWISE SPECIFIED: 0 PLC ± 0.3 1 PLC ± 0.15 2 PLC ± 0.15 3 PLC ± 0.15 4 PLC ± 0.15 ANGLES ± 5		NAME	
MATERIAL SEE NOTES		FINISH		PRODUCT SPEC	
				APPLICATION SPEC	
				WEIGHT	
				CUSTOMER DRAWING	
				SIZE CAGE CODE DRAWING NO RESTRICTED TO	
				A300779C- 4-1437353-2	
				SCALE SHEET OF REV A	

Mouser Electronics

Authorized Distributor

Click to View Pricing, Inventory, Delivery & Lifecycle Information:

[TE Connectivity:](#)

[G6029VR](#)