

CUSTOMER DRAWING

CATALOG # 3CUFS1

ECN #	APPRVD.	DATE
08-023523	EC	26DEC08

SAFETY ORGANIZATIONS

THIS FILTER HAS BEEN FORMALLY RECOGNIZED, CERTIFIED OR APPROVED BY THE LISTED AGENCY. THEREFORE, ALL TEST/REQUIREMENTS SPECIFIED IN THE LATEST REVISION OF THE FOLLOWING AGENCY STANDARDS HAVE BEEN MET:

UL RECOGNIZED: UL 1283
CSA CERTIFIED: CSA C22.2, # 8
VDE APPROVED: EN 60939-2

OPERATING SPECIFICATIONS

LINE CURRENT/VOLTAGE: 3 AMP, 120/250 VAC,
3 AMP/40°C, 250 VAC

LINE FREQUENCY: 50-60Hz

MAXIMUM LEAKAGE CURRENT,
EACH LINE TO GROUND: 0.25 mA @ 120V 60Hz
0.40 mA @ 250V 50Hz

OPERATING AMBIENT TEMP. RANGE: -10°C TO +40°C @ RATED CURRENT, I_r .

IN AN AMBIENT, T_a , HIGHER THAN 40°C, THE MAXIMUM OPERATING CURRENT, I_o , IS AS FOLLOWS:

$$I_o = I_r \sqrt{\frac{85 - T_a}{45}}$$

RELIABILITY SPECIFICATIONS:

STORAGE TEMPERATURE: -40°C TO +85°C
HUMIDITY: 21 DAYS @ 40°C 95% RH.
CURRENT OVERLOAD TEST: 6 TIMES I_r FOR 8 SECONDS

TEST SPECIFICATIONS:

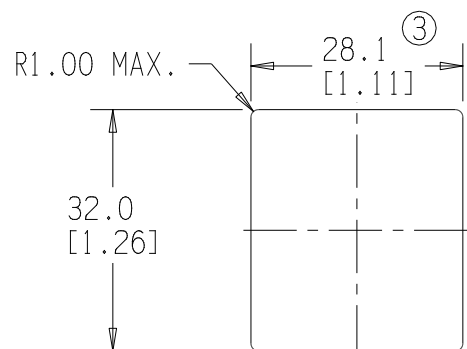
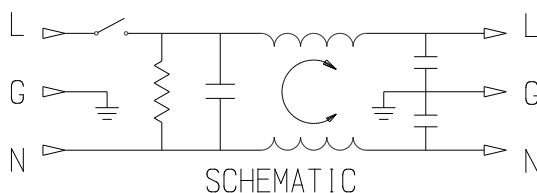
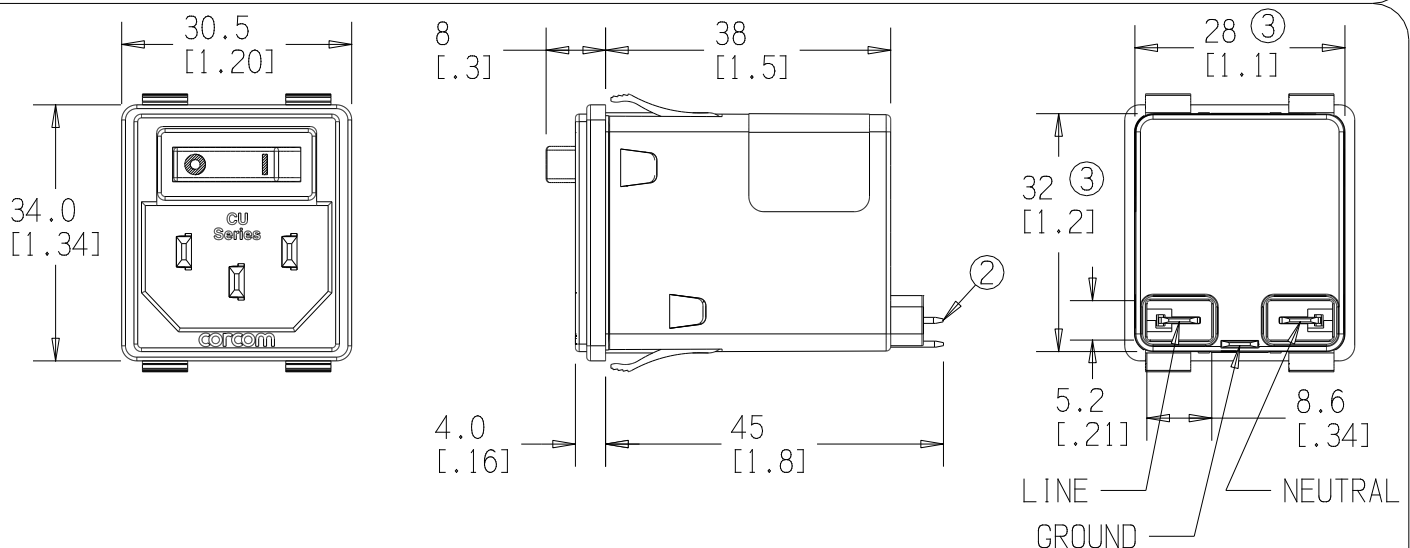
INDUCTANCE: 2.13 mH NOMINAL
CAPACITANCE: (MEASURED @ 1KHz, 0.250VAC MAX., 25°C±1°C)
LINE TO GROUND: 0.0028 μ F ±20%
LINE TO LINE: 0.1000 μ F ±20%
DISCHARGE RESISTOR: 3.3 M Ω
L/G AND L/L I.R.
NO DISCHARGE RESISTOR: 6000M Ω (MIN.) @ 100VDC, 20°C AND 50% RH

RECOMMENDED RECEIVING INSPECTION HIPOT:

LINE TO GROUND: 1500 VAC FOR 1 MINUTE
LINE TO LINE: 1450 VDC FOR 1 MINUTE

FILTER APPROVAL:




THE BEST WAY TO SELECT AND QUALIFY A FILTER IS FOR YOUR ENGINEERING TO TEST THE UNIT IN YOUR EQUIPMENT.



RECOMMENDED PANEL CUTOUT ±0.1 MM
THICKNESS: 0.63-2.1 MM

NOTES:

1. SOCKET COMPLIES WITH EN 60320-1.
2. LOAD TERMINALS COMPLY WITH DIN 46244, 4.8MM X 0.8MM.
3. DIMENSION APPLIES AT LABEL ONLY. FORCE REQUIRED FOR INSTALLATION.

50 Ω - 50 Ω (MINIMUM) INSERTION LOSS											PARTS SHALL COMPLY WITH TYCO ELECTRONICS 230-702 SPECIFICATION FOR HAZARDOUS SUBSTANCES																
FREQUENCY MHz	.05	.15	.5	1	5	10	30	/	/	/	/	/	UNLESS OTHERWISE SPECIFIED TOLERANCE TO BE ± 0.5 MM MATERIAL & FINISH: AS SUPPLIED					 Tyco Electronics CORCOM PRODUCTS, 620 S. BUTTERFIELD RD., MUNDELEIN IL 60060									
COMMON dB	13	23	37	43	47	44	49	/	/	/	/	/	DIMENSIONS ARE: MILLIMETER (INCH)					POWER LINE FILTER									
DIFF. dB	1	10	20	26	42	45	65	/	/	/	/	/						TYCO ELECTRONICS PART NO. 2-1609113-8									
SHEET SIZE	THIRD ANGLE PROJECTION			THIS INFORMATION IS CONFIDENTIAL AND PROPRIETARY TO TYCO ELECTRONICS CORPORATION AND ITS WORLDWIDE SUBSIDIARIES AND AFFILIATES. IT MAY NOT BE DISCLOSED TO ANYONE OTHER THAN TYCO ELECTRONICS PERSONNEL, WITHOUT WRITTEN AUTHORIZATION FROM TYCO ELECTRONICS CORPORATION.									CVM AVAILABLE		YES	NO			SCALE: 1:1		DATE:	30DEC08	DRAWING NUMBER:		REV.		
															X					DRW. BY:	EC	ORIG:	EC	3CUFS1		1	
											C:\Kyr\Create\Electronics\CD					20JUN101.kld											

G:\KeyCreator Directories\CD

3CUFS101.cld

Mouser Electronics

Authorized Distributor

Click to View Pricing, Inventory, Delivery & Lifecycle Information:

[TE Connectivity:](#)

[3CUFS1](#)