

LOC		DIST		REVISIONS			
P	LTN	DESCRIPTION	DATE	DMN	APVD		
B		REV PER ECO 14-015952	10-21-14	CT	DH		

- △ HOUSING: LCP, UL94V0, COLOR: BLACK.
CONTACT: PHOSPHOR BRONZE.
POST: BRASS WIRE
- △ CONTACT: 1.27µm MIN GOLD IN PAD CONTACT AREA
1.27µm MIN TIN-LEAD (97/3) ON PCB TAIL
OVER 1.27µm MIN NICKEL OVER ALL.
POST: 1.27µm MIN NICKEL PLATED.
- △ PLATED THROUGH HOLE PER 114-13056, FIGURE 4
- △ SEE TABLE 1 FOR INTERCONNECTIONS TO BACKPLANE CONNECTOR.
- △ CONTACT: 1.27µm MIN GOLD IN PAD CONTACT AREA,
1.27µm MIN TIN ON PCB TAIL OVER 1.27µm MIN.
NICKEL OVER ALL.
POST: 1.27µm MIN NICKEL PLATED.
- △ CONTACT: 1.27µm MIN GOLD IN PAD CONTACT AREA
1.27µm MIN TIN-LEAD (60/40) ON PCB TAIL
OVER 1.27µm MIN NICKEL OVER ALL.
POST: 1.27µm MIN NICKEL PLATED.

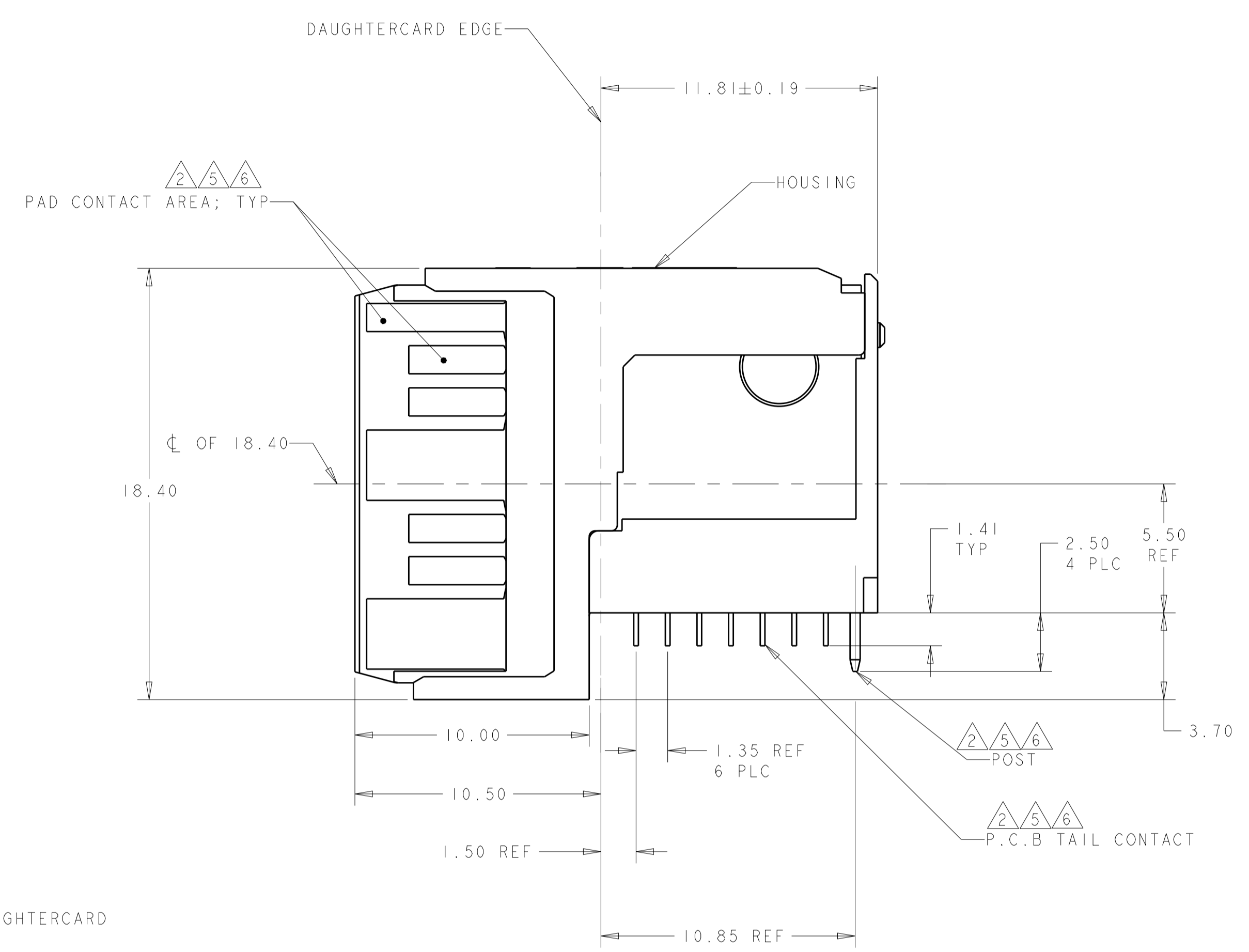


TABLE 1
"x" DESIGNATES THE COLUMN NUMBER

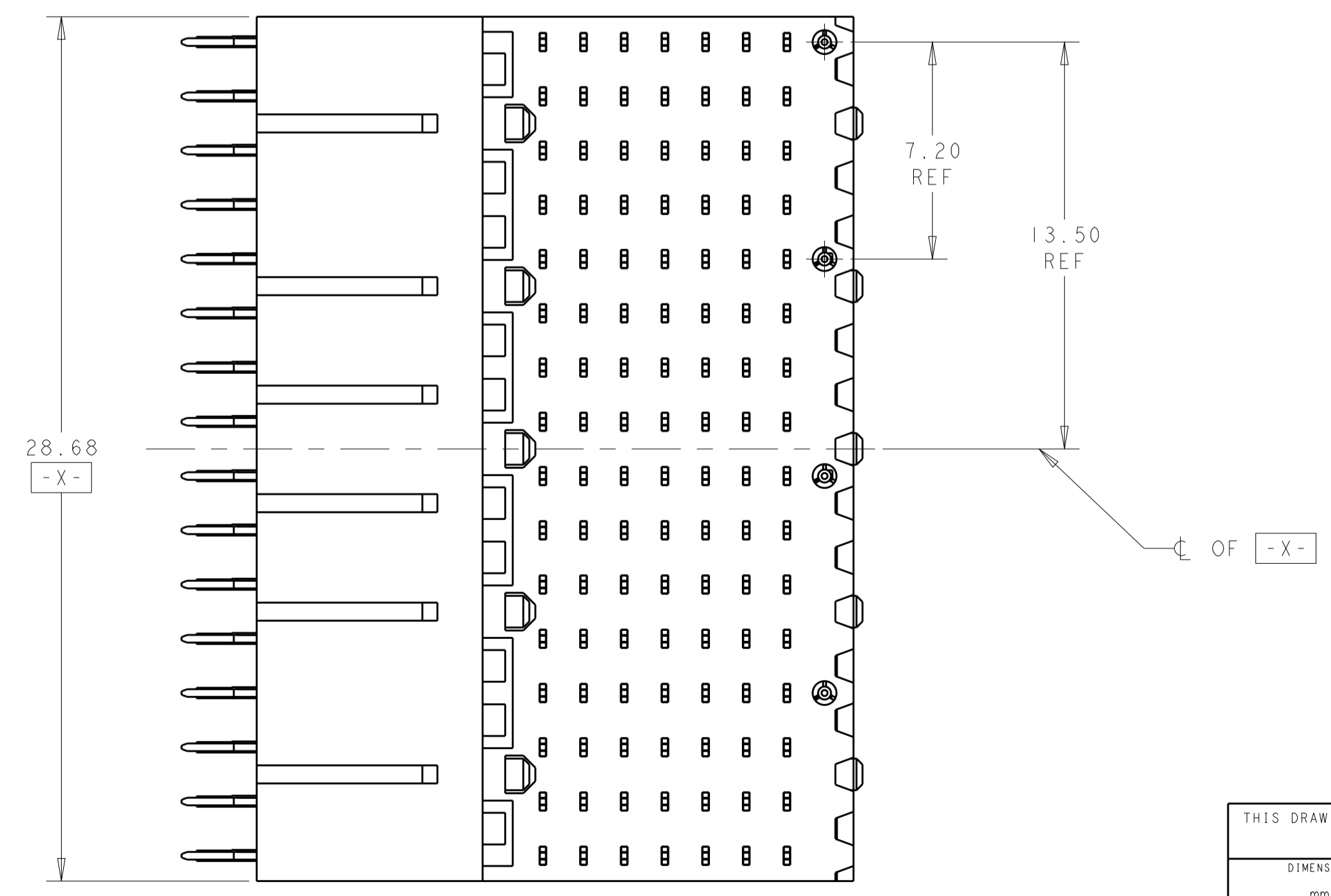
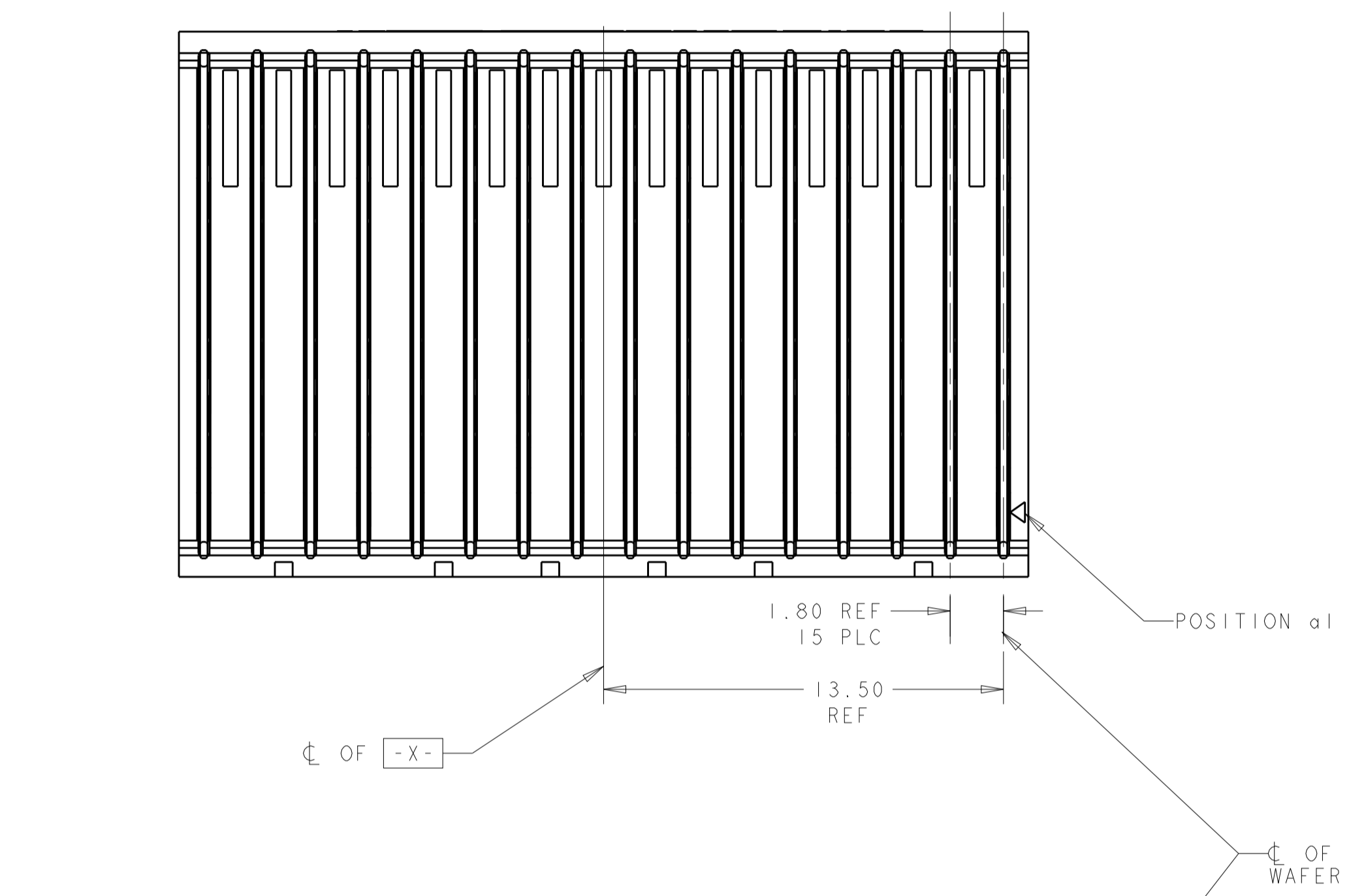
TYPICAL INTERCONNECTIONS FOR COLUMN (WAFER)		
11		
CONTACT USAGE	DAUGHTERCARD CONNECTOR PIN	BACKPLANE CONNECTOR PIN
SIGNAL PAIR	ax	ax
SIGNAL PAIR	bx	bx
SIGNAL PAIR	dx	ex
SIGNAL PAIR	ex	fx
SIGNAL PAIR	gx	ix
GROUPS	cx, fx (ALL COMMONED)	cx, dx, gx, hx

TYPICAL INTERCONNECTIONS FOR COLUMN (WAFER)		
10		
CONTACT USAGE	DAUGHTERCARD CONNECTOR PIN	BACKPLANE CONNECTOR PIN
SIGNAL PAIR	bx	cx
SIGNAL PAIR	cx	dx
SIGNAL PAIR	ex	gx
SIGNAL PAIR	fx	hx
GROUPS	ax, dx, gx (ALL COMMONED)	ax, bx, ex, fx, ix

TYPICAL INTERCONNECTIONS FOR COLUMN (WAFER)		
4, 5, 13; 14; 16		
CONTACT USAGE	DAUGHTERCARD CONNECTOR PIN	BACKPLANE CONNECTOR PIN
SIGNAL	ax	bx
SIGNAL	bx	cx
SIGNAL	dx	ex
SIGNAL	fx	gx
SIGNAL	gx	hx
GROUPS	cx, ex (ALL COMMONED)	ax, dx, fx, ix

TYPICAL INTERCONNECTIONS FOR COLUMN (WAFER)		
1; 2; 3; 6; 7; 8; 9; 12; 15		
CONTACT USAGE	DAUGHTERCARD CONNECTOR PIN	BACKPLANE CONNECTOR PIN
POWER	ax, bx, cx	ax, bx, cx, dx
POWER	ex, fx, gx	fx, gx, hx, ix
NOT CONNECTED	dx	ex

△ 6	2286118-3
△ 5	2286118-2
△ 4	2286118-1
PLATING	PART NO



THIS DRAWING IS A CONTROLLED DOCUMENT.

DMN: C.C. THOMAS 3-27-14
CHK: D. HOANG 3-27-14
APVD: D. HOANG 3-27-14

DIMENSIONS: mm

TOLERANCES UNLESS OTHERWISE SPECIFIED:

0 PLC	±
1 PLC	±0.5
2 PLC	±0.13
3 PLC	±
4 PLC	±
ANGLES	±1°

MATERIAL: SEE TABLE

PRODUCT SPEC: 108-2072

APPLICATION SPEC: 114-13056

WEIGHT: 10.33g

Customer Drawing

NAME: RIGHT-ANGLE PLUG ASSEMBLY, 7 ROW, MODULE 16B, 20.3mm, MULTIGIG RT2-R, DAUGHTERCARD CONNECTOR, VITA 78

SIZE: 114-13056

CAGE CODE: A100779

DRAWING NO: C=2286118

RESTRICTED TO

SCALE: 5:1 SHEET 1 OF 1 REV B

TE Connectivity

Mouser Electronics

Authorized Distributor

Click to View Pricing, Inventory, Delivery & Lifecycle Information:

[TE Connectivity:](#)

[2286118-1](#)