

SAFETY ORGANIZATIONS

THIS FILTER HAS BEEN FORMALLY RECOGNIZED, CERTIFIED OR APPROVED BY THE LISTED AGENCY. THEREFORE, ALL TEST/REQUIREMENTS SPECIFIED IN THE LATEST REVISION OF THE FOLLOWING AGENCY STANDARDS HAVE BEEN MET:

UL RECOGNIZED: UL 1283
CSA CERTIFIED: CSA C22.2 No. 8
VDE APPROVED: EN 60939-2

OPERATING SPECIFICATIONS

LINE CURRENT/VOLTAGE: 20 AMP, 120/250 VAC,
16 AMP/40°C, 250 VAC

LINE FREQUENCY: 50-60Hz

MAXIMUM LEAKAGE CURRENT,
EACH LINE TO GROUND: 0.20mA @ 120V 60Hz
0.40mA @ 250V 50Hz

OPERATING AMBIENT TEMP. RANGE: -10°C TO +40°C @ RATED CURRENT, I_r .

IN AN AMBIENT, T_a , HIGHER THAN 40°C, THE MAXIMUM OPERATING CURRENT, I_o , IS AS FOLLOWS:

$$I_o = I_r \sqrt{\frac{85 - T_a}{45}}$$

RELIABILITY SPECIFICATIONS:

STORAGE TEMPERATURE: -40°C TO +85°C
HUMIDITY: 21 DAYS @ 40°C 95% RH.
CURRENT OVERLOAD TEST: 6 TIMES I_r FOR 8 SECONDS

TEST SPECIFICATIONS:

INDUCTANCE: 0.306mH NOMINAL
CAPACITANCE: (MEASURED @ 1kHz, 0.250VAC MAX., 25°C±1°C)
LINE TO GROUND: 0.005524 μ F±20%
LINE TO LINE: 0.1014 μ F±20%
DISCHARGE RESISTOR: 1.0 M Ω
L/G AND L/L I.R.
NO DISCHARGE RESISTOR: 6000M Ω (MIN.) @ 100VDC, 20°C AND 50% RH

RECOMMENDED RECEIVING INSPECTION HIPOT:

LINE TO GROUND: 1500 VAC FOR 1 MINUTE
LINE TO LINE: 1450 VDC FOR 1 MINUTE

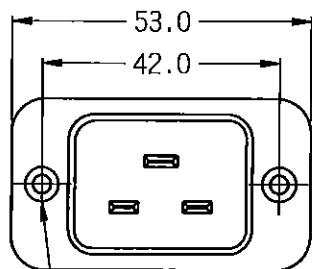
FILTER APPROVAL:

THE BEST WAY TO SELECT AND QUALIFY A FILTER IS FOR YOUR ENGINEERING TO TEST THE UNIT IN YOUR EQUIPMENT.

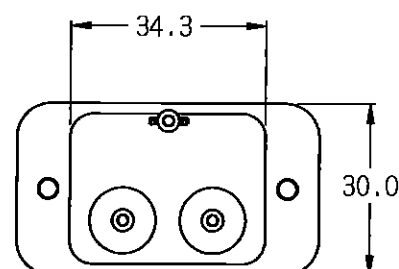
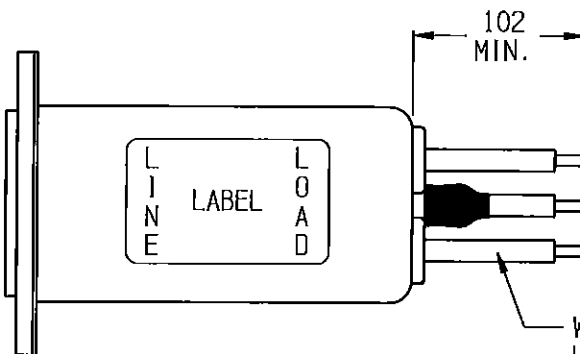
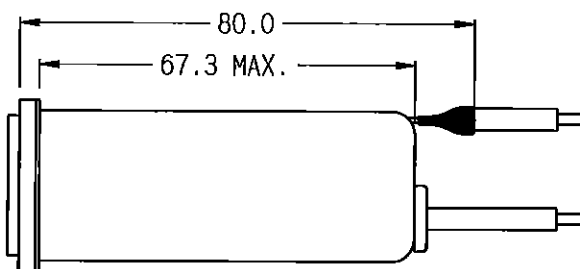
CUSTOMER DRAWING

CATALOG # 20EEJ8

ECN#	APPRVD	DATE
12-004115	PJO	28MAR12

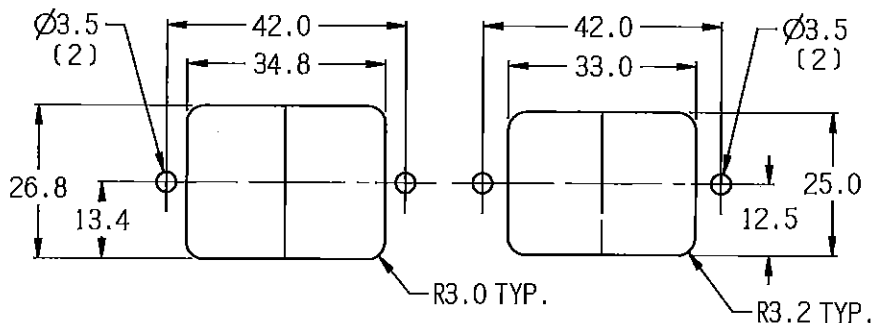
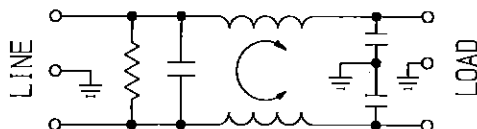


3.2Ø WITH
6.0 x 90°
COUNTERSINK
FOR #4 FLAT
HEAD SCREW (2)



BLUE (NEUTRAL)
GREEN/YELLOW (GROUND)
BROWN (LINE)

WIRE #14 AWG
UL 1015 (3)

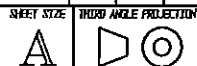


PANEL CUTOUT FRONT MOUNT
TOLERANCE ±.13

PANEL CUTOUT REAR MOUNT
TOLERANCE ±.13

50 Ω - 50 Ω (MINIMUM) INSERTION LOSS

FREQUENCY Hz	0.1	.15	.5	1	3	5	10	30	/	/	/	/
COMMON dB	3	5	14	21	27	30	33	42	/	/	/	/
DIFF. dB	-	2	17	25	30	27	35	48	/	/	/	/



THIS INFORMATION IS CONFIDENTIAL AND PROPRIETARY TO TYCO ELECTRONICS CORPORATION AND ITS WORLDWIDE SUBSIDIARIES AND AFFILIATES. IT MAY NOT BE DISCLOSED TO ANYONE OTHER THAN TYCO ELECTRONICS PERSONNEL, WITHOUT WRITTEN AUTHORIZATION FROM TYCO ELECTRONICS CORPORATION.
(www.TE.com)

PARTS SHALL COMPLY WITH TYCO ELECTRONICS 138-702 SPECIFICATION FOR HAZARDOUS SUBSTANCES

UNLESS OTHERWISE SPECIFIED
TOLERANCE TO BE ±0.64
MATERIAL & FINISH: AS SUPPLIED
DIMENSIONS IN MILLIMETERS

NOTES:

TE TE Connectivity

POWER LINE FILTER

TE PART NO.: 0-6609007-6

SCALE:	3/4	DATE:	12DEC01	DRAWING NUMBER:	REV.
DRW. BY:	LJO	DRGT:	PJO	20EEJ8	4

20EEJ804.ekd

Mouser Electronics

Authorized Distributor

Click to View Pricing, Inventory, Delivery & Lifecycle Information:

[TE Connectivity:](#)

[20EEJ8](#)