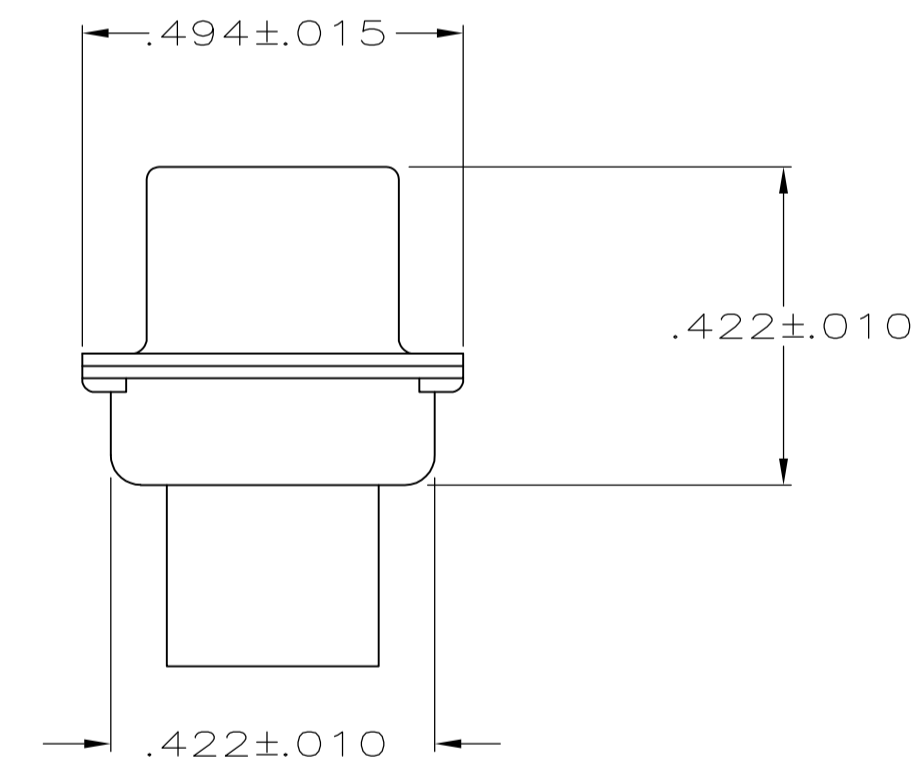
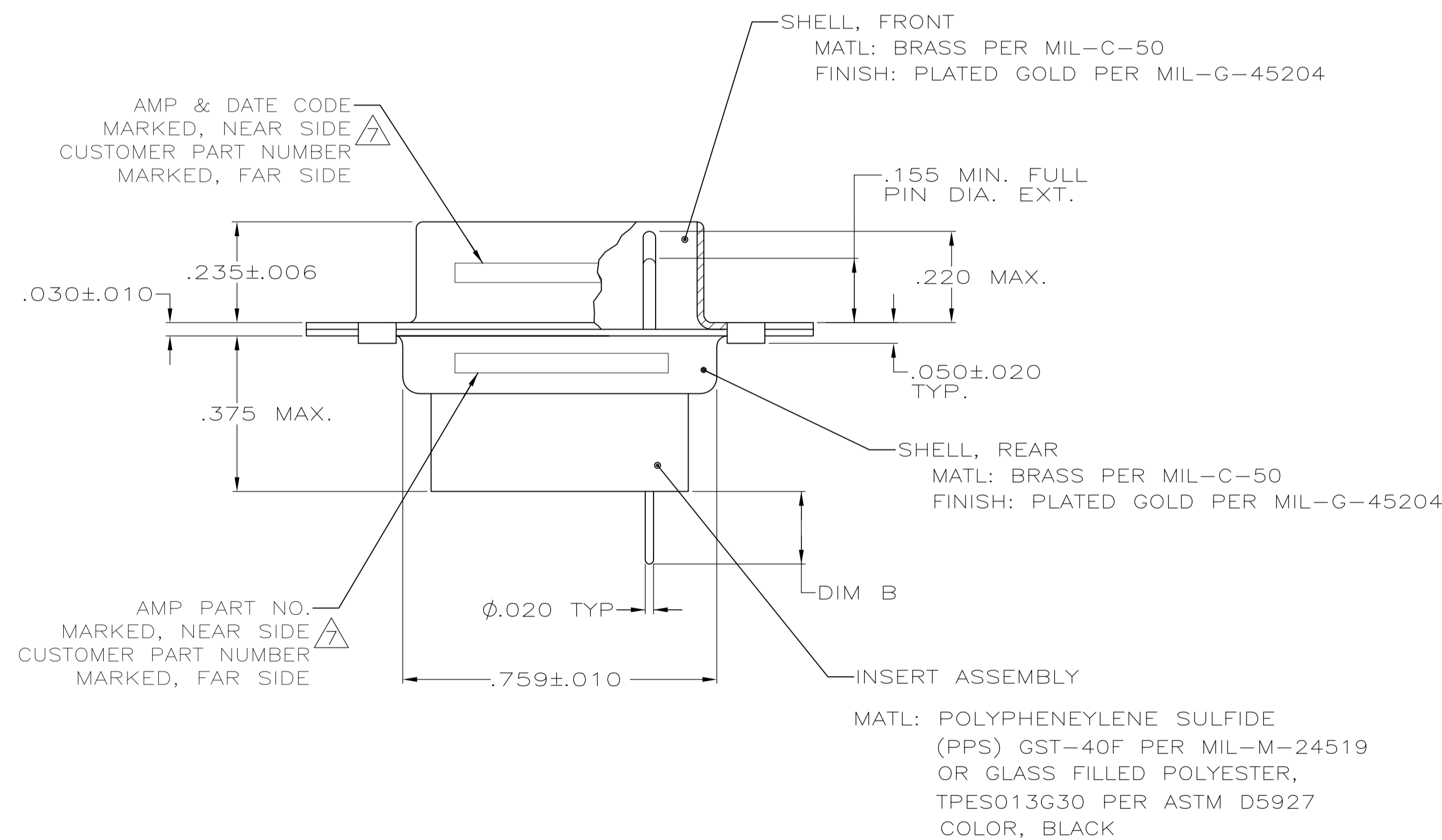
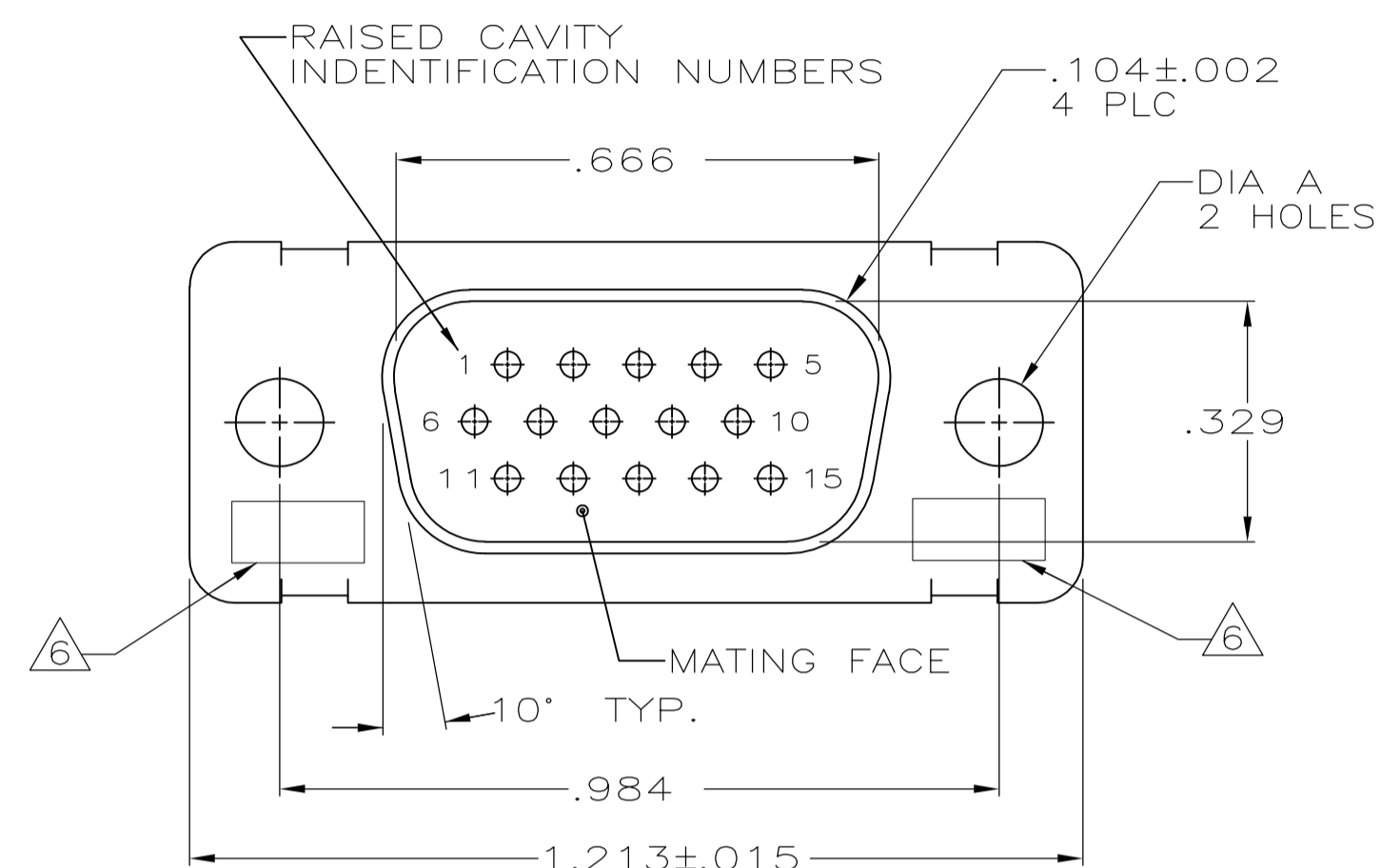












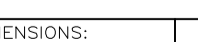
LOC —	DIST —	REVISIONS						
		P	LTR	DESCRIPTION	DATE	DWN	APVD	
			AE	REV PER ECO 15-010604	11-9-15	CT	CD	

1. THIS PLUG WILL MATE WITH ANY RECEPTACLE CONNECTOR WITH THE SAME INSERT ARRANGEMENT AS DEFINED BY MS18273-2.
2. MAXIMUM WIRE INSULATION USED WITH THIS RCPT. IS .054 DIA.
3. Be-Cu RETENTION CLIPS ARE INCLUDED IN INSERTS.
4. AMP PART NO. ONLY, STAMPED AS SHOWN.
5. THESE CONNECTORS ARE QUALIFIED TO GODDARD SPACE FLIGHT CENTER SPECIFICATION S-311-P-4.
6. UL/CSA DESIGNATION STAMPED IN THIS AREA, OPTIONAL.
7. CUSTOMER PART NUMBER MAY BE SPLIT BETWEEN FRONT AND REAR SHELLS, SAME SIDE.
8. 25 CONTACTS, AMP PART NUMBER 204370-8, SUPPLIED WITH EACH CONNECTOR.
9. CONNECTOR LOADED WITH POSTED CONTACTS. INSPECTION REQUIREMENTS PER GENERAL ELECTRIC DOCUMENT 20025720.
10. RESTRICTED TO CAE ELECTRONICS.
11. CONNECTOR LOADED WITH POSTED CONTACTS.
12. CONNECTOR LOADED WITH POSTED CONTACTS. INSPECTION REQUIREMENTS PER LOCKHEED-MARTIN DOCUMENT 20131204



CONTACT P/N 204370-8  
GSFC G-08-P1  
(SUPPLIED WITH 209498-8 ONLY)

PRELIMINARY		.150±.025	.120	20131204P2015P	1-206498-4	1-206498-4	
		—	.120	570566-7	1-206498-3	1-206498-3	
		.175±.025	.120	—	1-206498-2	1-206498-2	
		—	.120	311P407-1P-B-12	206498-4	1-206498-1	
		—	.154	311P407-1P-B-15	206498-1	1-206498-0	
		.150±.025	.120	2002570P2015P	206498-9	206498-9	
		—	.120	3261113-7	206498-8	206498-8	
		—	.154	1622251-003	206498-7	206498-7	
	OBSOLETE		—	.120	R4383P15P	206498-6	206498-6
			—	.120	R4383P15P-2	206498-5	206498-5
		—	.120	311P407-1P-B-12	206498-4	206498-4	
		—	.154		206498-3	206498-3	
		—	.120	R9259P15P	206498-2	206498-2	
		—	.154	311P407-1P-B-15	206498-1	206498-1	
REMARKS		DIM B	DIA A	MARKED CUSTOMER P/N	MARKED AMP P/N	AMP P/N	

THIS DRAWING IS A CONTROLLED DOCUMENT.		OWN P. YEAGER		020C2D006		 TE Connectivity	
DIMENSIONS:		D. MILLER		060C706			
INCHES		TOLERANCES UNLESS OTHERWISE SPECIFIED:		NAME		PLUG, PIN CONTACTS HI-DENSITY D CONNECTOR SIZE 1, 15 POSN, NONMAGNETIC	
		0 PLC ± -		PRODUCT SPEC			
		1 PLC ± -		—			
		2 PLC ± -		APPLICATION SPEC			
3 PLC ± .005		4 PLC ± -		—		SIZE	
ANGLES ± -		—		—		CAGE CODE	
MATERIAL		FINISH		WEIGHT		DRAWING NO	
SEE CALLOUTS		SEE CALLOUTS		—		A1 00779	
CUSTOMER DRAWING				SCALE		RESTRICTED TO	
				4:1		REV. A	

# Mouser Electronics

Authorized Distributor

Click to View Pricing, Inventory, Delivery & Lifecycle Information:

[TE Connectivity:](#)

[311P407-1P-B-15](#)