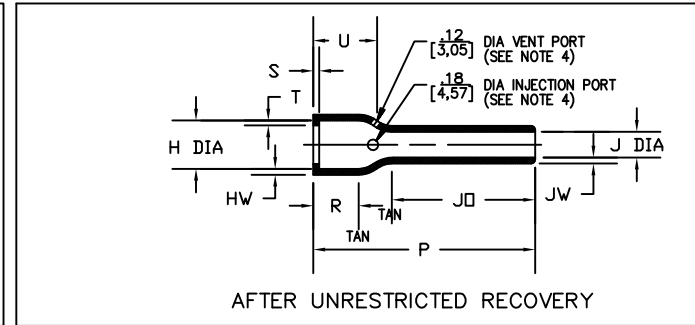
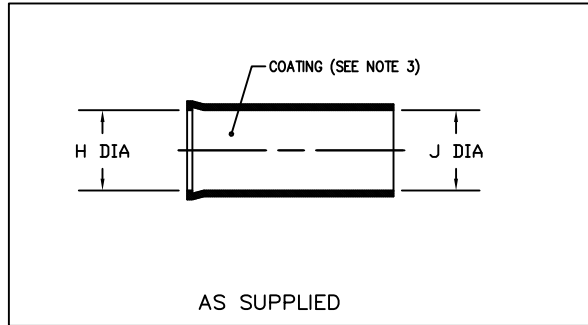


NOTES:

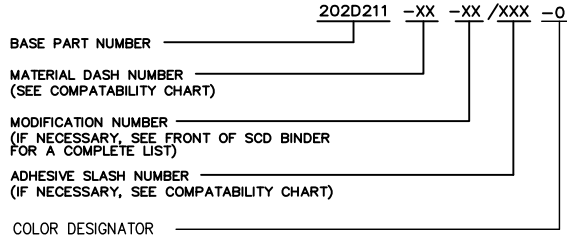
- ALL DIMENSIONS ARE IN $\frac{\text{INCHES}}{\text{[MILLIMETERS]}}$
- DIMENSIONS APPEARING IN TABLE ARE AS FOLLOWS:
 a - AS SUPPLIED
 b - AFTER UNRESTRICTED RECOVERY
- COATING IS OPTIONAL. AS SUPPLIED DIMENSIONS APPEARING IN TABLE ARE FOR UNCOATED PARTS. WHEN COATING IS ADDED, ENTRY DIAMETERS WILL BE REDUCED BY .06 MAX.
- MOLDING PORTS ARE OPTIONAL. WHEN -00 MODIFICATION NUMBER IS SPECIFIED MOLDING PORTS WILL BE LOCATED AS SHOWN.



REVISIONS		
LTR	DESCRIPTION	DATE
N3	REVISED SPEC FOR -25 PER ECO-17-001695	02/07/2017

PART NUMBER	H		J			P	JO	R	S	T	U	HW	JW
	Min a	Max b	Min a ^{-0.04-.25} -10	Min a ^{-0.04-.25} -15	Max b	±10% b	±10% b	Ref b	Ref b	Ref b	±10% b	±20% b	±20% b
202D211	.88 [22,4]	.45 [11,4]	.88 [22,4]	.55 [14,0]	.25 [6,4]	4.17 [105,9]	3.40 [86,4]	.46 [11,7]	.12 [3,0]	.04 [1,0]	.56 [14,2]	.06 [1,52]	.045 [1,14]
202D221	1.01 [25,7]	.59 [15,0]	1.01 [25,7]	.63 [16,0]	.29 [7,4]	4.77 [121,2]	3.88 [98,6]	.48 [12,2]	.12 [3,0]	.04 [1,0]	.59 [15,0]	.06 [1,52]	.045 [1,14]
202D232	1.16 [29,5]	.74 [18,8]	1.16 [29,5]	.72 [18,3]	.33 [8,4]	5.46 [138,7]	4.44 [112,8]	.48 [12,2]	.12 [3,0]	.04 [1,0]	.61 [15,5]	.07 [1,78]	.045 [1,14]
202D242	1.34 [34,0]	.90 [22,9]	1.34 [34,0]	.84 [21,3]	.38 [9,7]	6.28 [159,5]	5.15 [130,8]	.48 [12,2]	.12 [3,0]	.04 [1,0]	.62 [15,7]	.07 [1,78]	.045 [1,14]
202D253	1.47 [37,3]	1.16 [29,5]	1.47 [37,3]	.91 [23,1]	.41 [10,4]	7.00 [177,8]	5.60 [142,2]	.55 [14,0]	.12 [3,0]	.065 [1,65]	.71 [18,0]	.08 [2,0]	.045 [1,14]
202D263	1.72 [43,7]	1.34 [34,0]	1.72 [43,7]	1.07 [27,2]	.48 [12,2]	8.00 [203,2]	6.42 [163,1]	.60 [15,2]	.12 [3,0]	.065 [1,65]	.78 [19,8]	.08 [2,0]	.045 [1,14]
202D274	1.97 [50,0]	1.62 [41,2]	1.97 [50,0]	1.24 [31,5]	.56 [14,2]	8.00 [203,2]	6.21 [157,7]	.60 [15,2]	.12 [3,0]	.065 [1,65]	.82 [20,8]	.09 [2,3]	.055 [1,40]
202D285	2.47 [62,7]	1.85 [47,0]	2.47 [62,7]	1.54 [39,1]	.69 [17,5]	8.00 [203,2]	6.03 [153,2]	.63 [16,0]	.12 [3,0]	.08 [2,0]	.92 [23,4]	.10 [2,5]	.055 [1,40]
202D296	2.73 [69,3]	2.35 [59,7]	2.73 [69,3]	1.70 [43,2]	.77 [19,6]	8.00 [203,2]	5.64 [143,3]	.63 [16,0]	.12 [3,0]	.08 [2,0]	.93 [23,6]	.10 [2,5]	.055 [1,40]
202D299	3.22 [81,8]	2.64 [67,1]	3.22 [81,8]	2.01 [51,1]	.90 [22,9]	8.00 [203,2]	5.45 [138,4]	.63 [16,0]	.12 [3,0]	.08 [2,0]	1.23 [31,2]	.10 [2,5]	.055 [1,40]

ORDERING INFORMATION



COMPATIBILITY CHART

MATERIAL DASH NO.	MATERIAL DESCRIPTION	RT SPEC	COATING SLASH NUMBER	COATING S NUMBER
-3	Polyolefin, Semi-rigid	RT-301	/42;/86;/180	S-1017;S-1048;S-1030
-4	Polyolefin, Flexible	RT-1304	/42;/86;/180	S-1017;S-1048;S-1030
-5	Elastomer, Flexible	RT-501	/42	S-1017
-6	Silicone	RT-602	N/A	
-8	Polyolefin, Space	RT-1308	N/A	
-12	*VITON, Flexible *VITON is a Registered Trademark of Dupont	RT-1312	N/A	
-25	Elastomer, Fluid Resistant	RW-2070	/42;/86;/180;/225	S-1017;S-1048;S-1030;S-1206
-100	Polyolefin, Semi-flexible ZEROHAL™	RW-2008	/86;/180	S-1048;S-1030
-130	Polyolefin, flexible ZEROHAL™	RT-1323	/42;/86	S-1017;S-1048

IF THIS DOCUMENT IS PRINTED IT BECOMES UNCONTROLLED. CHECK FOR THE LATEST REVISION. Raychem Molded Parts
CUSTOMER DRAWING

UNLESS OTHERWISE SPECIFIED DIMENSIONS ARE INCHES. METRIC DIMENSIONS ARE IN BRACKETS. DECIMAL TOLERANCES .XX ± 0.005 [0.13 mm] .XX ± 0.01 [0.25 mm] .X ± 0.1 [0.50 mm] ANGLE TOLERANCE .X ± 1 DEG.	DRAWN MMazariegas		TE Connectivity	
	APPROVED SGravano		TITLE Boot, Straight With Lip	
TE CONNECTIVITY RESERVES THE RIGHT TO AMEND THIS DRAWING AT ANY TIME. USERS SHOULD EVALUATE THE SUITABILITY OF THE PRODUCT FOR THEIR APPLICATION.	THIRD ANGLE PROJECTION 	SIZE B	CODE IDENT. NO. 06090	DWG. NO. 202D211thru299
© 2013 -2017 TE Connectivity Corporation. All rights reserved.		DO NOT SCALE THIS DRAWING		SHEET 1 OF 1

Mouser Electronics

Authorized Distributor

Click to View Pricing, Inventory, Delivery & Lifecycle Information:

[TE Connectivity:](#)

[202D242-3/42-0](#)