

LOC	DIST	REVISIONS					
AD	00	P	LTR	DESCRIPTION	DATE	DWN	APVD
			E3	REVISED PER ECR-13-018488	26NOV13	W.W	C.W

SPECIFICATIONS:

MATERIALS-  
INSULATOR: UL94V-O (SEE TABLE FOR MATERIAL)  
CONTACT: BERYLLIUM COPPER (SEE TABLE FOR PLATING)

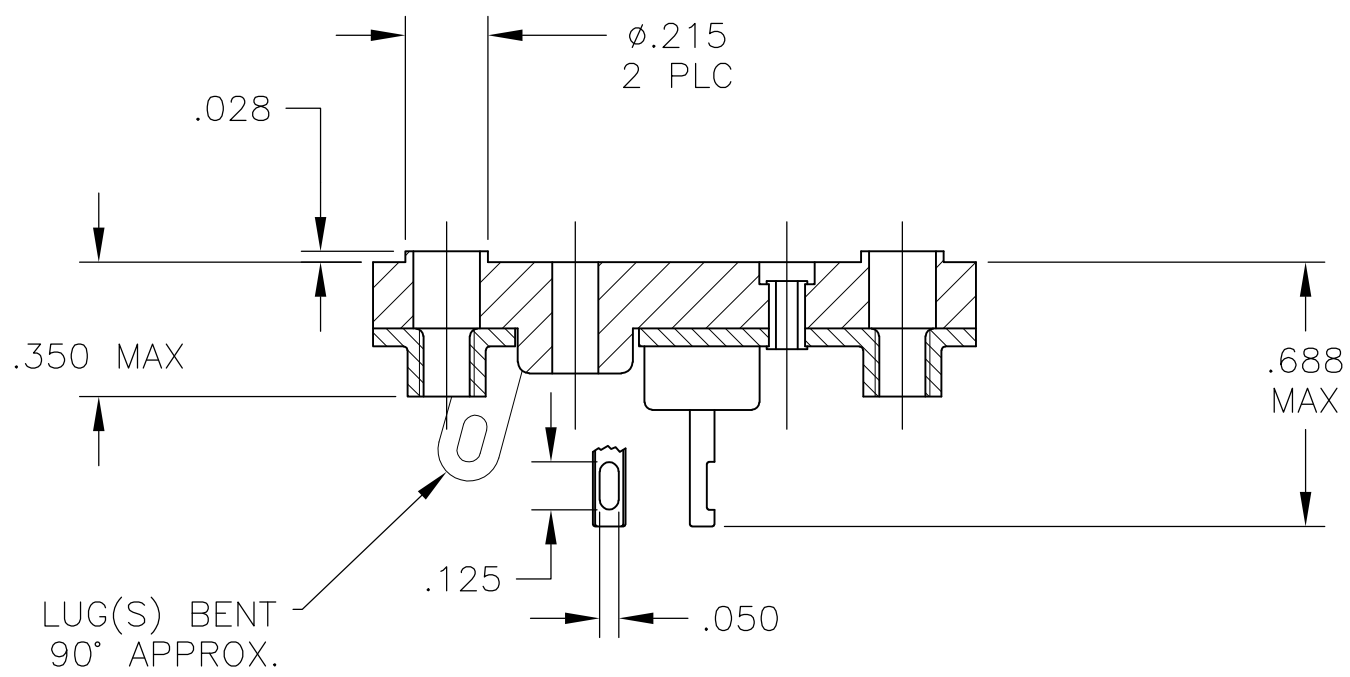
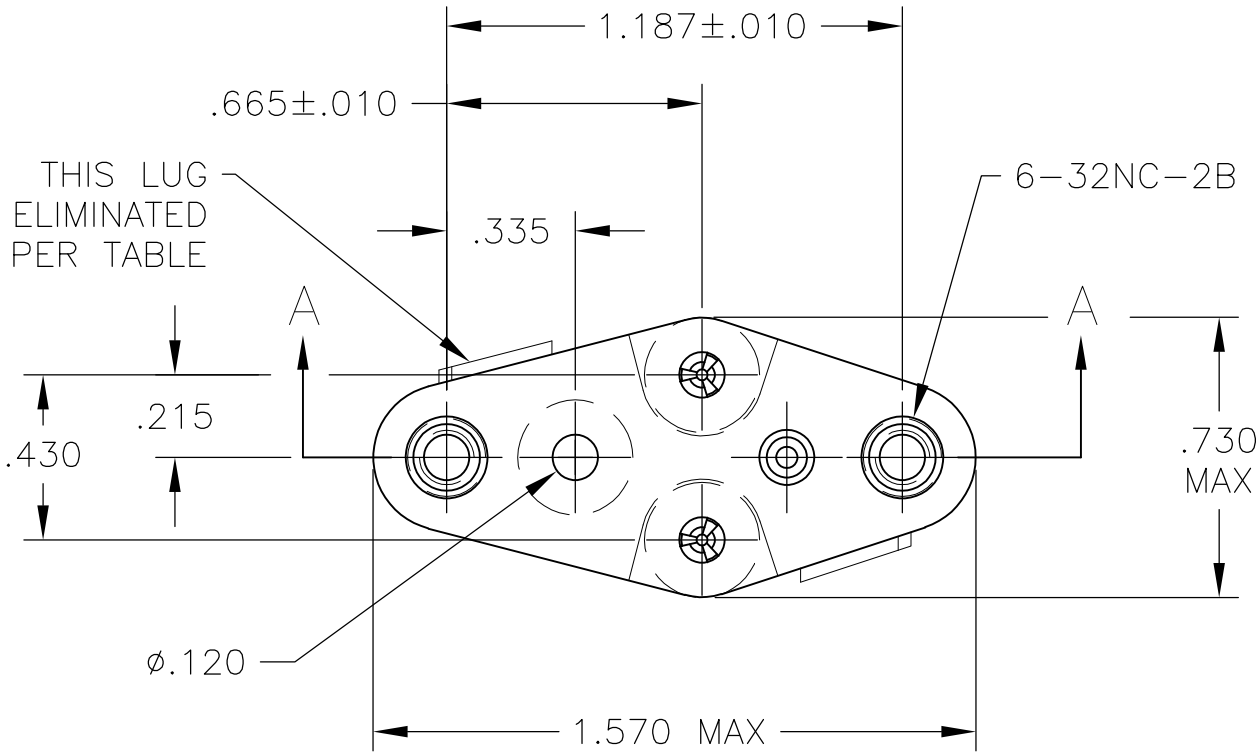
ELECTRICAL-  
CONTACT RESISTANCE: GOLD - 15 MILLIOHMS, PER MIL-STD-12883  
TIN- 25 MILLIOHMS MAX  
CONTACT RATING: 10 AMPS DC  
DIELECTRIC WITHSTANDING VOLTAGE- 1500 VOLTS(RMS)

MECHANICAL-  
OPERATIONAL TEMPERATURE: DAP -67F TO +257F  
(-55C TO +125C)

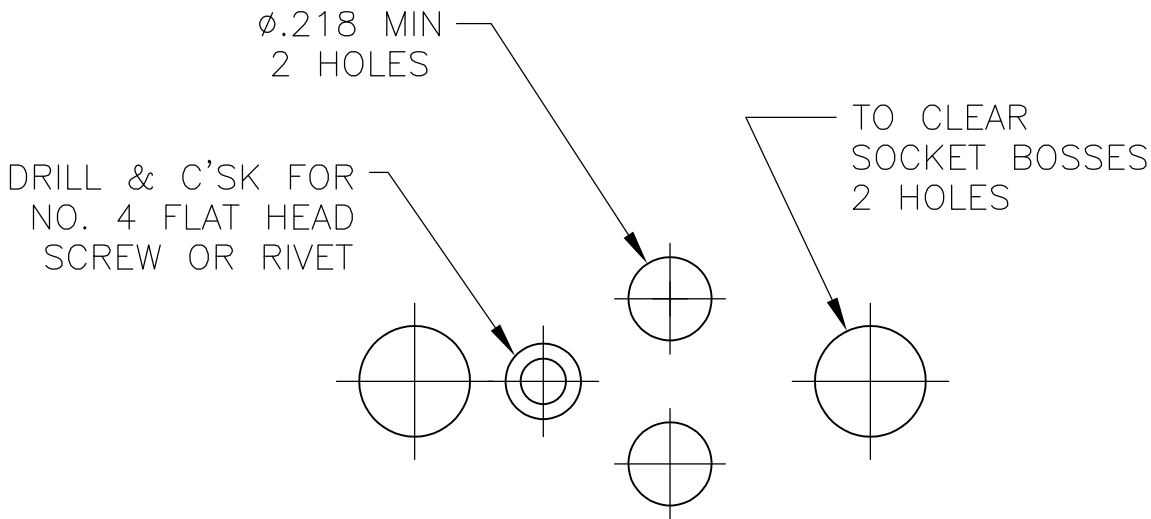
NOTES

- INTERPRET DRAWING PER ASME Y14.5M-1994.
- THIS ASSEMBLY IS INTENDED FOR USE WITH SEMI-CONDUCTORS  
PACKAGED WITHIN THE OUTLINE DIMENSIONS OF THE "TO-3".
- LUG(S) IS AN INTEGRAL PART OF SADDLE.
- .000200 MIN THK TIN-LEAD PLATE OVER .000100 MIN THK COPPER PLATE.
- .000030 MIN THK GOLD PLATE OVER .000050 MIN THK NICKEL PLATE.
- .000500 MIN THK SILVER PLATE.
- .000050 MIN THK GOLD PLATE OVER .000050 MIN THK NICKEL PLATE.
- .000200 MIN THK TIN (LEAD FREE) PLATE OVER .000100 MIN THK COPPER PLATE.

9 OBSOLETE PARTS: OBSOLETE CIS STREAMLINING PER D.RENAUD/D.SINISI



SECTION A-A



RECOMMENDED  
CHASSIS HOLE LAYOUT

1	.040+.003/-.002	DIALLYL PHTHALATE-GREEN OR BLUE	NOTE 5	8080-1G9-LF	5-6437504-5
2	.040+.003/-.002	DIALLYL PHTHALATE-GREEN OR BLUE	NOTE 5	8080-1G7-LF	5-6437504-3
2	.040+.003/-.002	DIALLYL PHTHALATE-GREEN OR BLUE	NOTE 8	8080-1G5-LF	5-6437504-2
1	.040+.003/-.002	DIALLYL PHTHALATE-GREEN OR BLUE	NOTE 6	8080-1G4-LF	5-6437504-0
2	.040-.060	PHENOLIC-BLACK	NOTE 8	8080-1G20-LF	8-1437504-9
2	.040+.003/-.002	DIALLYL PHTHALATE-GREEN	NOTE 7	8080-1G19-LF	8-1437504-6
2	.040-.060	PHENOLIC-BLACK	NOTE 8	8080-1G15-LF	8-1437504-3
1	.040-.060	PHENOLIC-BLACK	NOTE 8	8080-1G14-LF	8-1437504-2
2	.040+.003/-.002	DIALLYL PHTHALATE-GREEN	NOTE 5	8080-1G10-LF	8-1437504-0
2	.040-.060	DIALLYL PHTHALATE-GREEN OR BLUE	NOTE 6	8080-1G16-LF	6-1437504-6
2	.040+.003/-.002	DIALLYL PHTHALATE-GREEN OR BLUE	NOTE 8	8080-1G3-LF	6-1437504-5
2	.040+.003/-.002	DIALLYL PHTHALATE-GREEN OR BLUE	NOTE 6	8080-1G2-LF	6-1437504-4
2	.040+.003/-.002	DIALLYL PHTHALATE-GREEN OR BLUE	NOTE 8	8080-1G1-LF	6-1437504-3
1	.040+.003/-.002	DIALLYL PHTHALATE-GREEN OR BLUE	NOTE 7	8080-1G18	5-1437504-9
1	.040+.003/-.002	DIALLYL PHTHALATE-GREEN OR BLUE	NOTE 5	8080-1G9	5-1437504-5
2	.040+.003/-.002	DIALLYL PHTHALATE-GREEN OR BLUE	NOTE 5	8080-1G7	5-1437504-3
2	.040+.003/-.002	DIALLYL PHTHALATE-GREEN OR BLUE	NOTE 4	8080-1G5	5-1437504-2
1	.040+.003/-.002	DIALLYL PHTHALATE-GREEN OR BLUE	NOTE 6	8080-1G4	5-1437504-0
1	.040+.003/-.002	PHENOLIC-BLACK	NOTE 4	8080-1G3	4-1437504-2
2	.040-.060	PHENOLIC-BLACK	NOTE 4	8080-1G20	<del>3-1437504-9</del>
2	.040+.003/-.002	DIALLYL PHTHALATE-GREEN OR BLUE	NOTE 6	8080-1G2	3-1437504-8
2	.040+.003/-.002	DIALLYL PHTHALATE-GREEN OR BLUE	NOTE 7	8080-1G19	3-1437504-6
2	.040-.060	DIALLYL PHTHALATE-GREEN OR BLUE	NOTE 6	8080-1G16	3-1437504-4
2	.040-.060	PHENOLIC-BLACK	NOTE 4	8080-1G15	3-1437504-3
1	.040-.060	PHENOLIC-BLACK	NOTE 4	8080-1G14	3-1437504-2
2	.040+.003/-.002	DIALLYL PHTHALATE-GREEN OR BLUE	NOTE 4	8080-1G13	3-1437504-1
2	.040+.003/-.002	DIALLYL PHTHALATE-GREEN OR BLUE	NOTE 5	8080-1G10	3-1437504-0
2	.040+.003/-.002	DIALLYL PHTHALATE-GREEN OR BLUE	NOTE 4	8080-1G1	2-1437504-9
LUG QTY (SEE NOTE 3)	LEAD DIA	INSULATOR MATERIAL/COLOR	CONTACT PLATING	AUGAT PT. NO. (REFERENCE)	PT. NO.

THIS DRAWING IS A CONTROLLED DOCUMENT.			DWN R BROWN 31MAR05	TE Connectivity		
DIMENSIONS: INCHES			CHK K WRIGHT 31MAR05			
			APVD K WRIGHT 31MAR05	NAME TRANSISTOR SOCKET		
			PRODUCT SPEC			
			APPLICATION SPEC			
MATERIAL SEE NOTES			WEIGHT -	SIZE A2	CAGE CODE 00779	DRAWING NO C-2-1437504-9
			CUSTOMER DRAWING	SCALE 2:1	SHEET 1 of 1	REV E3

# Mouser Electronics

Authorized Distributor

Click to View Pricing, Inventory, Delivery & Lifecycle Information:

[TE Connectivity:](#)

[8080-1G16-LF](#)