


Drum Core, Space Efficient High Performance Surface Mount Inductors

Model HM76

Features and Benefits

- Operating Temperature Range -40°C to +125°C
- Temperature Rise, Maximum 40°C
- Operating Frequency Up to 3MHz
- RoHS Compliant



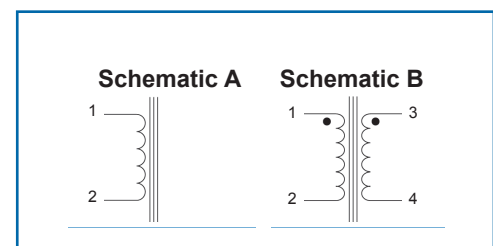
Specifications (Case Size 10 and 20)

Part Number	Inductance $\mu\text{H} \pm 20\%$ ⁽¹⁾	DC Resistance @ 25°C $\Omega\text{Max.}$	Rated Current ^(2,4) Amps	Schematic	Figure
HM76-101R0JLF	1.0	0.03	2.90	A	1
HM76-101R5JLF	1.5	0.05	2.80	A	1
HM76-102R2JLF	2.2	0.06	2.40	A	1
HM76-103R3JLF	3.3	0.09	2.00	A	1
HM76-104R7JLF	4.7	0.09	1.50	A	1
HM76-106R8JLF	6.8	0.17	1.30	A	1
HM76-10100JLF	10	0.16	1.10	A	1
HM76-10150JLF	15	0.30	0.80	A	1
HM76-10220JLF	22	0.43	0.70	A	1
HM76-10330JLF	33	0.69	0.57	A	1
HM76-10470JLF	47	0.92	0.46	A	1
HM76-10680JLF	68	1.39	0.37	A	1
HM76-10101JLF	100	1.98	0.28	A	1
HM76-10151JLF	150	3.08	0.22	A	1
HM76-10221JLF	220	4.47	0.18	A	1
HM76-10331JLF	330	6.90	0.15	A	1
HM76-10471JLF	470	11.55	0.12	A	1
HM76-20100JLF	10	0.07	2.00	A	3
HM76-20150JLF	15	0.09	1.50	A	3
HM76-20220JLF	22	0.15	1.30	A	3
HM76-20330JLF	33	0.21	1.10	A	3
HM76-20470JLF	47	0.31	0.80	A	3
HM76-20680JLF	68	0.42	0.70	A	3
HM76-20101JLF	100	0.58	0.60	A	3
HM76-20151JLF	150	0.89	0.50	A	3
HM76-20221JLF	220	1.30	0.40	A	3
HM76-20331JLF	330	2.00	0.30	A	3
HM76-20471JLF	470	2.50	0.20	A	3
HM76-20681JLF	680	3.50	0.10	A	3
HM76-20102JLF	1,000	6.00	0.05	A	3

Specifications (Case Size 30 and 40)

Part Number	Inductance $\mu\text{H} \pm 20\%$ ⁽¹⁾	DC Resistance @ 25°C ⁽³⁾ $\Omega\text{Max.}$	Rated Current ^(2,4) Amps	Schematic	Figure
HM76-301R0JLF	1.0	0.01	8.50	A	1
HM76-301R5JLF	1.5	0.01	7.90	A	1
HM76-302R2JLF	2.2	0.02	7.40	A	1
HM76-303R3JLF	3.3	0.02	6.60	A	1
HM76-304R7JLF	4.7	0.02	6.00	A	1
HM76-306R8JLF	6.8	0.03	5.20	A	1
HM76-308R2JLF	8.2	0.03	5.00	A	1

Schematics



General Note

TT Electronics reserves the right to make changes in product specification without notice or liability. All information is subject to TT Electronics' own data and is considered accurate at time of going to print.

Model HM76

Specifications (Case Size 30 and 40)

Part Number	Inductance $\mu\text{H} \pm 20\%$ ⁽¹⁾	DC Resistance @ 25°C ⁽³⁾ $\Omega\text{Max.}$	Rated Current ^(2,4) Amps	Schematic	Figure
HM76-30100JLF	10	0.04	4.60	A	1
HM76-30150JLF	15	0.05	3.70	A	1
HM76-30220JLF	22	0.07	3.10	A	1
HM76-30330JLF	33	0.11	2.50	A	1
HM76-30470JLF	47	0.16	2.00	A	1
HM76-30680JLF	68	0.20	1.80	A	1
HM76-30820JLF	82	0.24	1.58	A	1
HM76-30101JLF	100	0.30	1.50	A	1
HM76-30151JLF	150	0.44	1.20	A	1
HM76-30221JLF	220	0.64	1.00	A	1
HM76-30331JLF	330	1.00	0.80	A	1
HM76-30471JLF	470	1.50	0.50	A	1
HM76-30681JLF	680	2.20	0.40	A	1
HM76-30102JLF	1,000	3.15	0.30	A	1
HM76-403R3JLF	3.3	0.01	9.80	B	2
HM76-404R7JLF	4.7	0.01	9.30	B	2
HM76-406R8JLF	6.8	0.02	7.70	B	2
HM76-408R2JLF	8.2	0.02	7.00	B	2
HM76-40100JLF	10	0.02	6.50	B	2
HM76-40150JLF	15	0.03	5.30	B	2
HM76-40220JLF	22	0.04	4.40	B	2
HM76-40330JLF	33	0.06	3.50	B	2
HM76-40470JLF	47	0.07	3.00	B	2
HM76-40680JLF	68	0.11	2.50	B	2
HM76-40820JLF	82	0.12	2.20	B	2
HM76-40101JLF	100	0.15	2.00	B	2
HM76-40151JLF	150	0.22	1.70	B	2
HM76-40221JLF	220	0.33	1.30	B	2
HM76-40331JLF	330	0.45	1.10	B	2
HM76-40471JLF	470	0.70	0.93	B	2
HM76-40681JLF	680	1.00	0.78	B	2
HM76-40102JLF	1,000	1.45	0.65	B	2

Specifications (Case Size 50)

Part Number	Inductance $\mu\text{H} \pm 20\%$ ⁽¹⁾	DC Resistance @ 25°C $\Omega\text{Max.}$	Rated Current ^(2,4) Amps	Schematic	Figure
HM76-50R78JLF	0.78	0.003	15.0	A	3
HM76-501R3JLF	1.3	0.004	13.7	A	3
HM76-502R2JLF	2.2	0.006	12.0	A	3
HM76-503R3JLF	3.3	0.008	9.80	A	3
HM76-505R6JLF	5.6	0.010	7.50	A	3
HM76-50100JLF	10	0.023	6.00	A	3
HM76-50150JLF	15	0.035	4.50	A	3
HM76-50220JLF	22	0.045	4.00	A	3
HM76-50330JLF	33	0.075	3.00	A	3
HM76-50470JLF	47	0.096	2.60	A	3
HM76-50680JLF	68	0.140	2.30	A	3
HM76-50101JLF	100	0.190	1.70	A	3
HM76-50151JLF	150	0.290	1.50	A	3
HM76-50221JLF	220	0.410	1.20	A	3
HM76-50331JLF	330	0.540	1.00	A	3
HM76-50471JLF	470	0.800	0.83	A	3
HM76-50681JLF	680	1.150	0.72	A	3
HM76-50102JLF	1,000	1.800	0.56	A	3

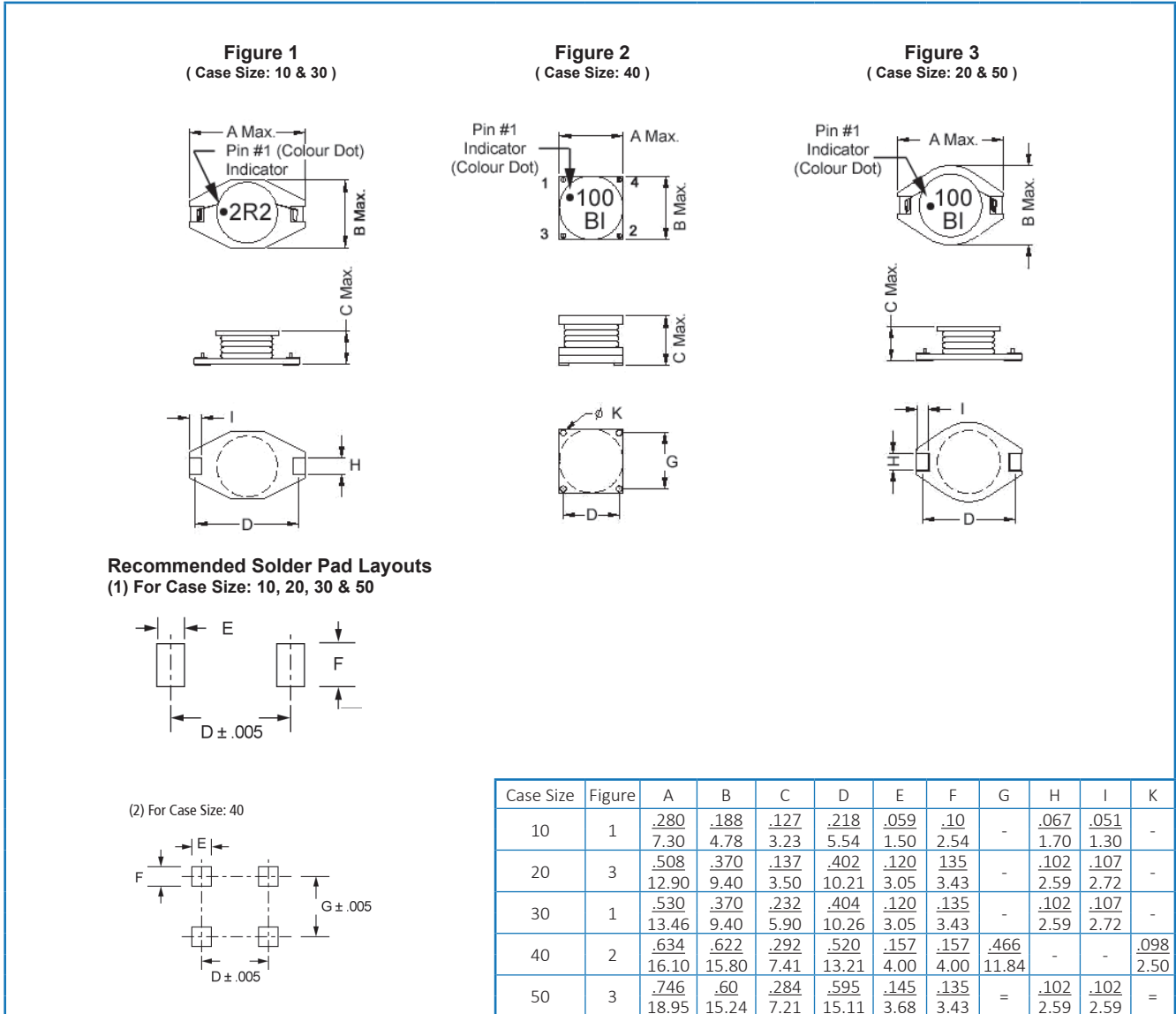
- Notes: (1) Inductance is measured at 100kHz, 0.1 Vrms, without DC current.
 (2) Rated DC current at which inductance will be decreased by 10% from its initial value or the DC current at which $\Delta T = 40^\circ\text{C}$, whichever is smaller.
 (3) Resistance is measured with both windings connected in parallel (case size 40 only).
 (4) Rated current will be decreased by 50% when parts are connected as coupled inductors.

General Note

TT Electronics reserves the right to make changes in product specification without notice or liability.
 All information is subject to TT Electronics' own data and is considered accurate at time of going to print.

Model HM76

Outline Dimensions (Inch/mm)



Packaging

Standard	Embossed Tape and Reel	
	All units orientated with lead #1 to the same side of sprocket hole.	
	Reel: Diameter:	= 7" (177.8mm)
	All Other Case Sizes	= 13" (330.2mm)
	Capacity: Case size 10	= 500 units
	Case size 20	= 1000 units
	Case size 30	= 350 units
Case size 40	= 200 units	
Case size 50	= 200 units	

Ordering Information

Model Series **HM76 - 20 100 J LF TR13**

Case Size: 10 (Figure 1) 40 (Figure 2) 20 (Figure 3) 50 (Figure 3) 30 (Figure 1)

Inductance Code: First 2 digits are significant. Last digit denotes the number of trailing zeros.

TR: Tape & Reel Packing
7 - 7" reel
13 - 13" reel

Lead-Free

Termination Type

General Note

TT Electronics reserves the right to make changes in product specification without notice or liability.
All information is subject to TT Electronics' own data and is considered accurate at time of going to print.

Mouser Electronics

Authorized Distributor

Click to View Pricing, Inventory, Delivery & Lifecycle Information:

TT Electronics:

[HM76-104R7JLF](#) [HM76-10100J](#) [HM76-104R7J](#) [HM76-30100J](#) [HM76-303R3JLFTR](#) [HM76-40470JLFTR13](#) [HM76-30101JLFTR13](#) [HM76-106R8JLFTR7](#) [HM76-50220JLFTR13](#) [HM76-408R2JLFTR13](#) [HM76-10150JLFTR7](#) [HM76-40681JLFTR13](#) [HM76-30330JLFTR13](#) [HM76-404R7JLFTR13](#) [HM76-304R7JLFTR13](#) [HM76-30681JLFTR13](#) [HM76-40151JLFTR13](#) [HM76-30470JLFTR13](#) [HM76-40330JLFTR13](#) [HM76-403R3JLFTR13](#) [HM76-501R3JLFTR13](#) [HM76-20151JLFTR13](#) [HM76-20221JLFTR13](#) [HM76-40471JLFTR13](#) [HM76-20100JLFTR13](#) [HM76-101R5JLFTR7](#) [HM76-40102JLFTR13](#) [HM76-50150JLFTR13](#) [HM76-10220JLFTR7](#) [HM76-10680JLFTR7](#) [HM76-30820JLFTR13](#) [HM76-50681JLFTR13](#) [HM76-30221JLFTR13](#) [HM76-50680JLFTR13](#) [HM76-50331JLFTR13](#) [HM76-40331JLFTR13](#) [HM76-50221JLFTR13](#) [HM76-40820JLFTR13](#) [HM76-20471JLFTR13](#) [HM76-301R0JLFTR13](#) [HM76-30220JLFTR13](#) [HM76-40221JLFTR13](#) [HM76-50470JLFTR13](#) [HM76-104R7JLFTR7](#) [HM76-40150JLFTR13](#) [HM76-50R78JLFTR13](#) [HM76-101R0JLFTR7](#) [HM76-306R8JLFTR13](#) [HM76-50471JLFTR13](#) [HM76-505R6JLFTR13](#) [HM76-30150JLFTR13](#) [HM76-406R8JLFTR13](#) [HM76-10331JLFTR7](#) [HM76-302R2JLFTR13](#) [HM76-20101JLFTR13](#) [HM76-40680JLFTR13](#) [HM76-10221JLFTR7](#) [HM76-102R2JLFTR7](#) [HM76-30471JLFTR13](#) [HM76-50102JLFTR13](#) [HM76-40100JLFTR13](#) [HM76-30331JLFTR13](#) [HM76-20681JLFTR13](#) [HM76-10101JLFTR7](#) [HM76-50330JLFTR13](#) [HM76-10470JLFTR7](#) [HM76-20220JLFTR13](#) [HM76-503R3JLFTR13](#) [HM76-308R2JLFTR13](#) [HM76-303R3JLFTR13](#) [HM76-20150JLFTR13](#) [HM76-40101JLFTR13](#) [HM76-40220JLFTR13](#) [HM76-301R5JLFTR13](#) [HM76-50100JLFTR13](#) [HM76-103R3JLFTR7](#) [HM76-20470JLFTR13](#) [HM76-30680JLFTR13](#) [HM76-10151JLFTR7](#) [HM76-20330JLFTR13](#) [HM76-20680JLFTR13](#) [HM76-20331JLFTR13](#) [HM76-10471JLFTR7](#) [HM76-502R2JLFTR13](#) [HM76-30102JLFTR13](#) [HM76-50101JLFTR13](#) [HM76-30151JLFTR13](#) [HM76-50151JLFTR13](#) [HM76-30100JLFTR13](#) [HM76-10330JLFTR7](#) [HM76-20102JLFTR13](#)