

Panel Potentiometer

Model P270 / P271 / P272



Features:

- 26.7 mm (1.05") round rotary
- 1,000,000 cycle life
- Conductive plastic element
- Heavy duty applications
- Sealed unit available



Model Styles Available

Panel, Solder Lugs, Single Gang	P270
Panel, Solder Lugs, with Center Tap	P271
Panel, Solder Lugs, Dual Gang	P272

Electrical

Resistance Range, Ohms	200-1M (for "B" taper) 1K-1M (for other tapers)
Standard Resistance Tolerance	± 10%
Residual Resistance	6 Ω max.
Input Voltage, maximum	500 Vdc not to exceed power rating
Power rating, Watts	2 Watts @ 70°C for "B" Taper, 1 Watt for all others
Dielectric Strength	1000VAC, 1 minute
Insulation Resistance, Minimum	50M ohms at 500Vdc
Sliding Noise	100mV max.
Actual Electrical Travel, Nominal	300°
Electrical Continuity, Nominal	312°

Mechanical

Total Mechanical Travel	312°± 5°
Static Stop Strength, Maximum	200 oz-in
Rotational Torque, (Single gang)	Dust Proof : 1.0.oz-in. Max. Sealed : 1.0 to 2.5 oz-in
Rotational Torque, Maximum (Dual gang)	Dust Proof : 3.0.oz-in. Sealed : 5.0 oz-in
Panel Nut Tightening Torque	25 lb-in

General Note

TT Electronics reserves the right to make changes in product specification without notice or liability. All information is subject to TT Electronics' own data and is considered accurate at time of going to print.

© TT electronics plc

TT Electronics | BI Technologies
413 Rood RD, Suite 7
Calexico, CA 92231
Ph: +1 714 447 2345
www.ttelectronics.com/bi-technologies

Issue B 04/2019 Page 1

Panel Potentiometer

Model P270 / P271 / P272



Environmental

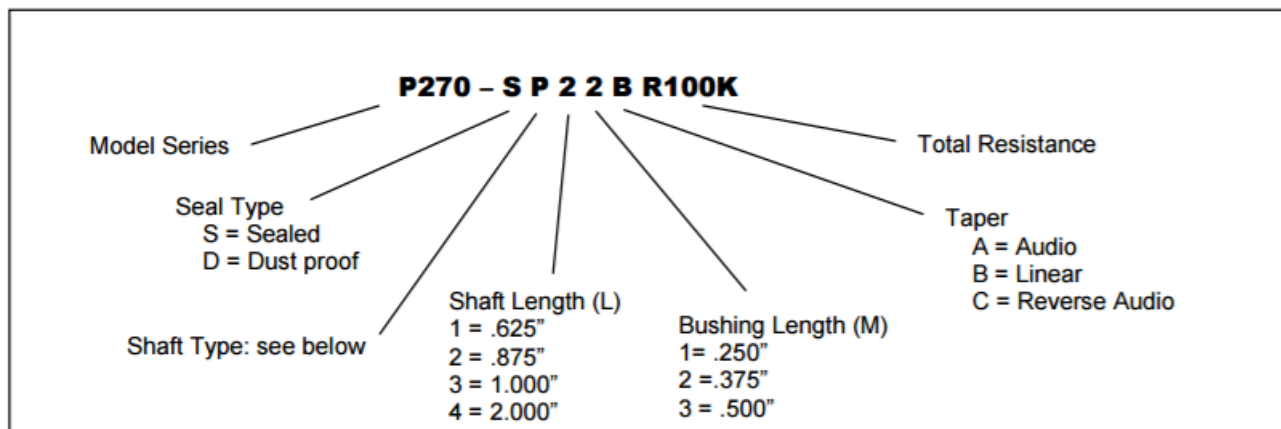
Operating Temperature Range

-55°C to +120°C

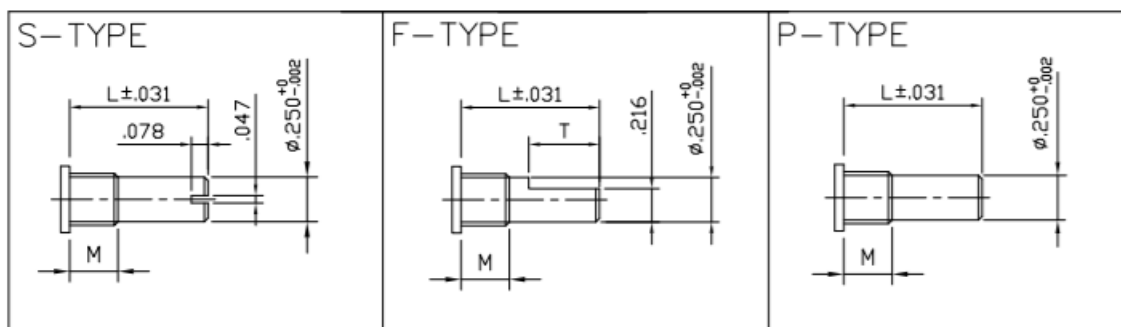
Rotational Load Life

1M Cycles (10% ΔR)

Ordering



Shaft Types



F-TYPE Shaft – Bushing Combinations

Shaft Length (L)	Bushing Length (M)	Flat Length (T)
(1) = .625	(1) = .250	.315
(1) = .625	(2) = .375	.180
(1) = .625	(3) = .500	Not Available
(2) = .875	(3) = .500	.315
All Other Combinations		.375

STANDARD RESISTANCE VALUES, OHMS

1K 2K 5K 10K 20K 50K 100K 200K 500K 1MEG

General Note

TT Electronics reserves the right to make changes in product specification without notice or liability. All information is subject to TT Electronics' own data and is considered accurate at time of going to print.

© TT electronics plc

TT Electronics | BI Technologies
413 Rood RD, Suite 7
Calexico, CA 92231
Ph: +1 714 447 2345
www.ttelectronics.com/bi-technologies

Issue B 04/2019 Page 2

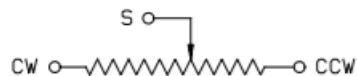
Panel Potentiometer

Model P270 / P271 / P272

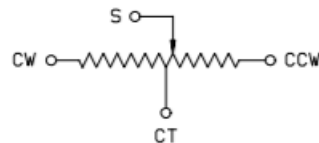


CIRCUIT DIAGRAM

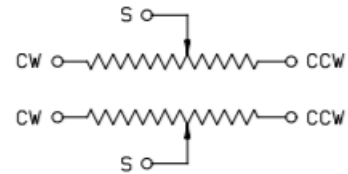
P270 (without Center Tap)



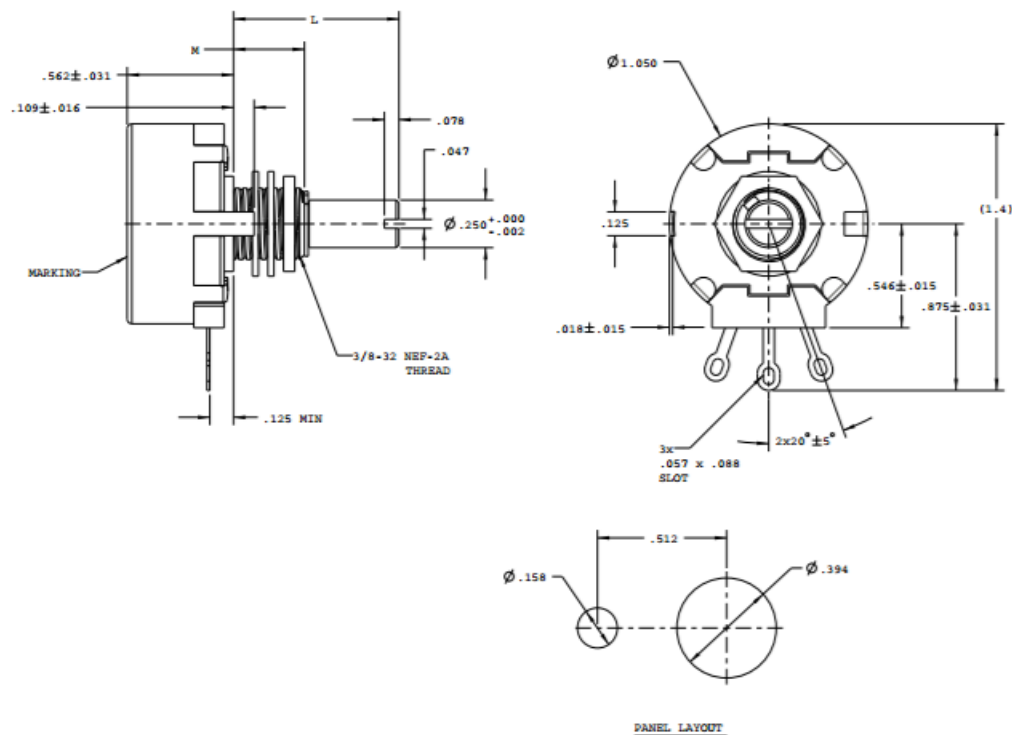
P271 (with Voltage Center Tap)



P272 (Dual Gang)



Model 270



General Note
TT Electronics reserves the right to make changes in product specification without notice or liability. All information is subject to TT Electronics' own data and is considered accurate at time of going to print.

© TT electronics plc

TT Electronics | BI Technologies
413 Rood RD, Suite 7
Calexico, CA 92231
Ph: +1 714 447 2345
www.ttelectronics.com/bi-technologies

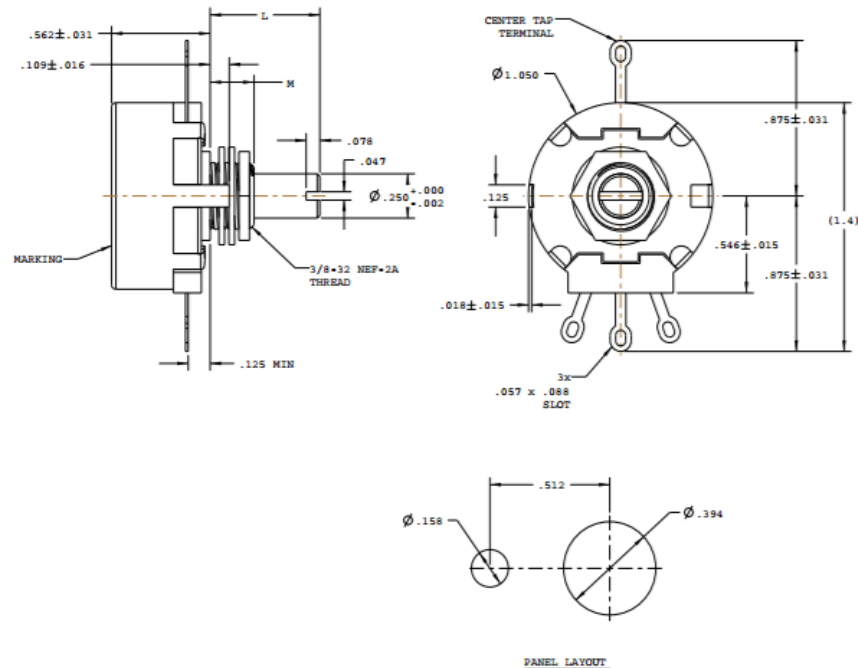
Issue B 04/2019 Page 3

Panel Potentiometer

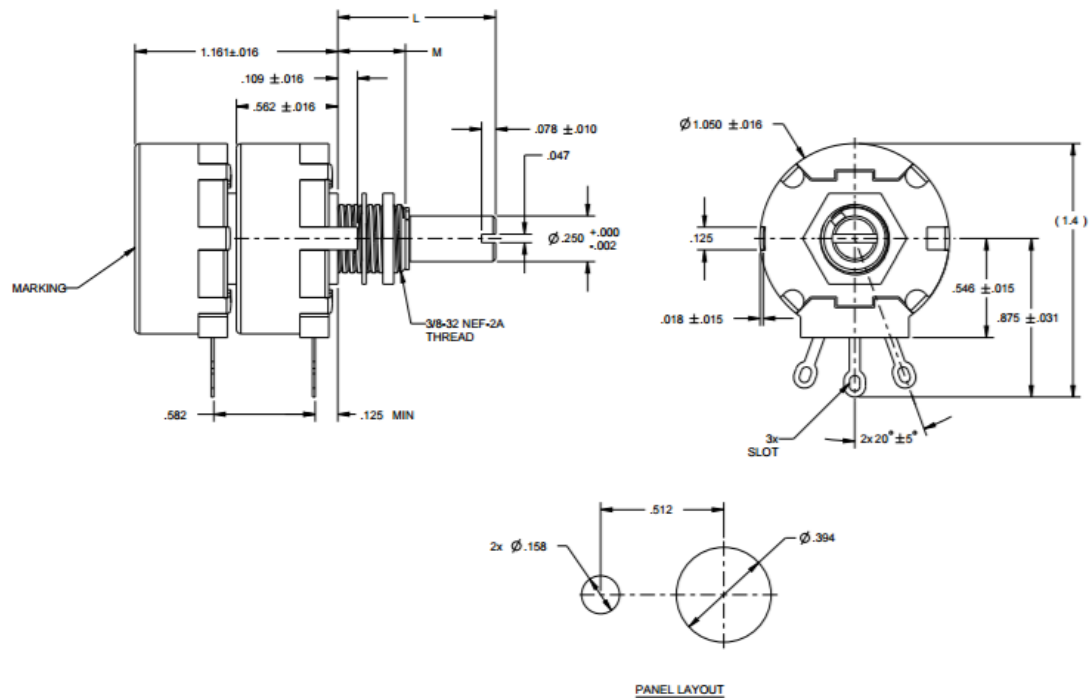
Model P270 / P271 / P272



Model 271 (Center Tap)



Model 272 (Dual gang)



General Note

TT Electronics reserves the right to make changes in product specification without notice or liability. All information is subject to TT Electronics' own data and is considered accurate at time of going to print.

© TT electronics plc

TT Electronics | BI Technologies
413 Rood RD, Suite 7
Calexico, CA 92231
Ph: +1 714 447 2345
www.ttelectronics.com/bi-technologies

Issue B 04/2019 Page 4

Mouser Electronics

Authorized Distributor

Click to View Pricing, Inventory, Delivery & Lifecycle Information:

TT Electronics:

[P270-DS21BR5K](#) [P272-SP22AR1K](#) [P271-SP42BR2K](#) [P272-SP22BR5K](#) [P271-DS21BR10K](#) [P270-DS42BR100K](#)
[P271-DS22BR10K](#) [P271-DS21BR5K](#) [P270-DP22BR5K](#) [P270-DS21BR10K](#) [P270-DS22BR200K](#)