


Single Turn Trimmer

Model 93



Features:

- 1/2" diameter
- Single turn
- Cermet



Electrical

Standard Resistance Range, Ohms	20 to 2Meg
Standard Resistance Tolerance	±10% (<100 Ohms = ±20%)
Input Voltage, Maximum	200 Vdc or rms not to exceed power rating
Slider Current, Maximum	100mA or within rated power, whichever is less
Power Rating, Watts	1.0 at 70°C derating to 0 at 125°C
End Resistance, Maximum	2 Ohms
Actual Electrical Travel, Nominal	270°
Dielectric Strength	900 Vrms
Insulation Resistance, Minimum	1,000 Megohms
Resolution	Essentially infinite
Contact Resistance Variation, Maximum	1% or 1 Ohm, whichever is greater

Environmental

Seal	85°C Fluorinert® (No Leaks)
Temperature Coefficient, Maximum	±100ppm/°C
Operating Temperature Range	-55°C to +125°C
Thermal Shock	5 cycles, -55°C to +125°C (1% ΔRT, 1% ΔVR)
Moisture Resistance	Ten 24 hour cycles (1% ΔRT, IR 100 Megohms Min.)
Shock, 6ms Sawtooth	100G's (1% ΔRT, 1% ΔVR)
Vibration	20G's, 10 to 2,000 Hz (1% ΔRT, 1% ΔVR)
High Temperature Exposure	250 hours at 125°C (2% ΔRT, 2% ΔVR)
Rotational Life	200 cycles (3% ΔRT)
Load Life at 1.0 Watts	1,000 hours at 70°C (2% ΔRT)
Resistance to Solder Heat	260°C for 10 sec. (1% ΔRT)

Mechanical

Mechanical Stops	24 oz.-in.
Stop Strength	1.5 lb.-in. (0.169 N-m)
Torque, Starting Maximum	5 oz.-in. (0.035 N-m)
Weight, Nominal	.052 oz. (1.5 grams)

General Note

TT Electronics reserves the right to make changes in product specification without notice or liability. All information is subject to TT Electronics' own data and is considered accurate at time of going to print.

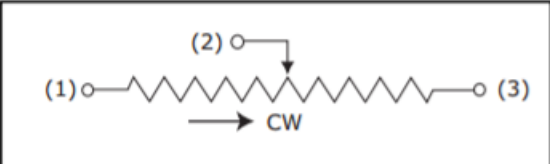

Packaging Information

Standard: Boxes
Capacity = 50 units

Ordering Information

Standard:

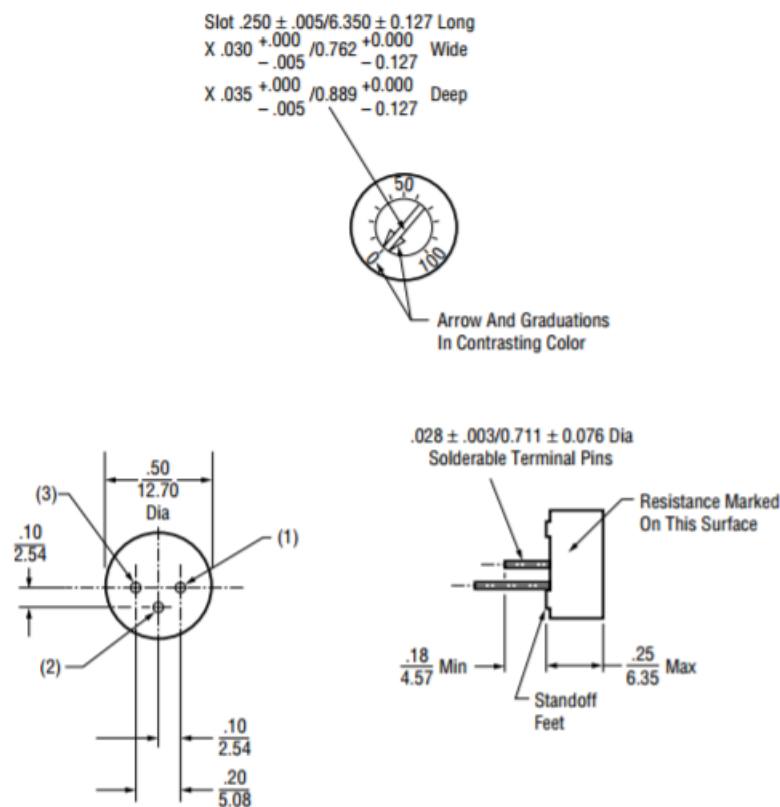
	93	P	R	10K	LF	
Model Series						RoHS Compliant Product Code - Optional
Pin Style						Resistance Value
						Resistance Prefix

CIRCUIT DIAGRAM	NOTES
	<p>Metric equivalents, based on 1 inch = 25.4mm are rounded to the same number of significant figures as in the original English units and are provided for general information only.</p> <p>Tolerances unless otherwise specified: Linear = $\pm .01$ inches (.25mm) Angular = ± 2 degrees</p> <div style="border: 1px solid black; padding: 5px; width: fit-content;"> <p style="text-align: center; margin: 0;">DIMENSIONS</p> <p style="text-align: center; margin: 0;">INCH mm</p>  <p style="text-align: center; margin: 0;">THIRD ANGLE PROJECTION</p> </div>

General Note

TT Electronics reserves the right to make changes in product specification without notice or liability. All information is subject to TT Electronics' own data and is considered accurate at time of going to print.

Outline Drawings



STANDARD RESISTANCE VALUES, OHMS					
20	200	2K	20K	100K	500K
50	500	5K	25K	200K	1Meg
100	1K	10K	50K	250K	2Meg

Mouser Electronics

Authorized Distributor

Click to View Pricing, Inventory, Delivery & Lifecycle Information:

TT Electronics:

[93PR5KLF](#) [93PR20KLF](#) [93PR500KLF](#) [93PR100KLF](#) [93PR50KLF](#) [93PR25KLF](#) [93PR100LF](#) [93PR2MEGLF](#)
[93PR1KLF](#) [93PR10KLF](#) [93PR200KLF](#) [93PR1MEGLF](#) [93PR2KLF](#) [93PR250KLF](#)