

17 mm Single Gang Potentiometer with Rotary Switch

P162 Series

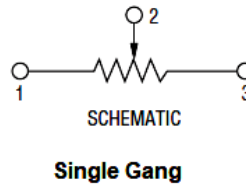


Features:

- Resistance range 1 kΩ to 1 MΩ
- Temperature range -10°C to +70°C
- Rotational cycles of 15,000 minimum
- Switch option
- Vertical only mount versions
- RoHS compliant

Description:

17mm rotary single gang potentiometer with rotary switch. Options include metal shaft; audio and linear tapers; metal bushing; knurled or plain shaft types.



3D Model

To view 3D model:
1) Enable 3D content
2) Click and drag below



If unable to view 3D content, [download and save](#) this PDF to your computer and open it in Adobe Acrobat Reader.

Applications:

- Electric guitars
- Amplifiers
- Mixers
- Drum machines
- Synthesizers

Electrical Characteristics

T_A = 25°C unless otherwise noted

Resistance Range	1 kΩ to 1 MΩ
Standard Resistance Tolerance	500 Ω < R < 1 MΩ ± 2 0% R ≤ 500 Ω or R ≥ 1 MΩ ± 30%
Residual Resistance	Term. 1~2: Less than 20 Ω Term. 2~3: Less than 20 Ω
Resistance Taper	A, B, C, D
Maximum Operating Voltage	Linear Taper B: 200 Vac Other Tapers: 150 Vac
Rated Power	Linear Taper B: 0.2 W Audio: 0.1 W
Dielectric Strength	1 minute at 500 Vac
Rotational Noise	Less than 100 mV
Insulation Resistance	More than 100 MΩ at 500 Vdc
Gang Error (Dual Unit)	N/A

General Note
TT Electronics reserves the right to make changes in product specification without notice or liability. All information is subject to TT Electronics' own data and is considered accurate at time of going to print.

© TT electronics plc

TT Electronics | BI Technologies
Circulo de la Amistad #102 PIMSA IV Mexicali B.C. Mexico C.P 21210
Ph: + 1 (714) 447-2345
www.ttelectronics.com/bi-technologies

Rev - 06/2019 Page 1

Document No.: _____

17 mm Single Gang Potentiometer with Rotary Switch



P162 Series

Switch Characteristics

T_A = 25°C unless otherwise noted

Switch Circuit	SPST
Contact Resistance	Less than 50 mΩ
Rated Power	Single Unit: 1.0 A at 12V ac/dc
Rotational Angle	35 ° ± 10 °
Rotational Strength	70~250 gf.cm.
Switch Life	15,000 cycles

Mechanical Characteristics

T_A = 25°C unless otherwise noted

Mechanical Travel	300 ° ± 5 °
Rotational Torque	20 gf.cm~100 gf.cm
Rotational Stop Strength	7 kgf.cm minimum
Shaft Torque Strength	8 kgf minimum
Detent Torque	100~300 gf.cm
Nut Tightening Strength	8 kgf.cm minimum
Rotational Life	100,000 cycles minimum

Environmental Characteristics

T_A = 25°C unless otherwise noted

Operating Temperature	-10 °C to +70 °C
IP Rating	IP 40
Soldering Condition	Wave Soldering 260 °C maximum for 1-3 seconds Hand Soldering 300 °C maximum for 3 seconds
RoHS	Please refer to TT Electronics website
REACH	Please refer to TT Electronics website

17 mm Single Gang Potentiometer with Rotary Switch



P162 Series

Ordering Information

P162	G	1	00	Q	R	C	20	B	102
------	---	---	----	---	---	---	----	---	-----

Part Family

Terminal Configuration

G - PC Pins, Down Facing

T - Solder lugs, Down Facing

Gang Number

1 - 1 Gang

Detents/ Rotation

00 - No Position

Shaft Style

Q - Metal Knurled Type

Switch Option

R - Rotary Switch

Full CCW Position

A/C (see note 1 page 4)

Shaft Length (mm) - L

20/25/30

Resistance Taper

A - Audio (15A)

B - Linear (0B)

C - Reverse Audio (15C)

D - Audio (10A)

Resistance

See Resistance Table

Resistance Table	
Resistance (Ohms)	Code
1,000	102
2,000	202
5,000	502
10,000	103
20,000	203
50,000	503
100,000	104
200,000	204
500,000	504
1,000,000	105

General Note

TT Electronics reserves the right to make changes in product specification without notice or liability. All information is subject to TT Electronics' own data and is considered accurate at time of going to print.

© TT electronics plc

TT Electronics | BI Technologies
Circulo de la Amistad #102 PIMSA IV Mexicali B.C. Mexico C.P 21210
Ph: + 1 (714) 447-2345
www.ttelectronics.com/bi-technologies

Rev - 06/2019 Page 3

Document No.: _____

17 mm Single Gang Potentiometer with Rotary Switch

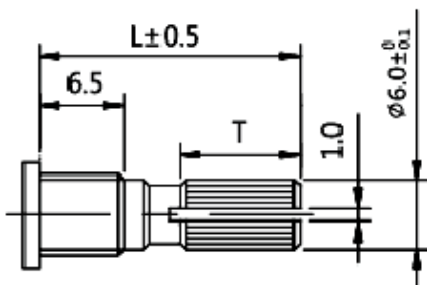


P162 Series

Outline Drawings

Shaft Style & Length

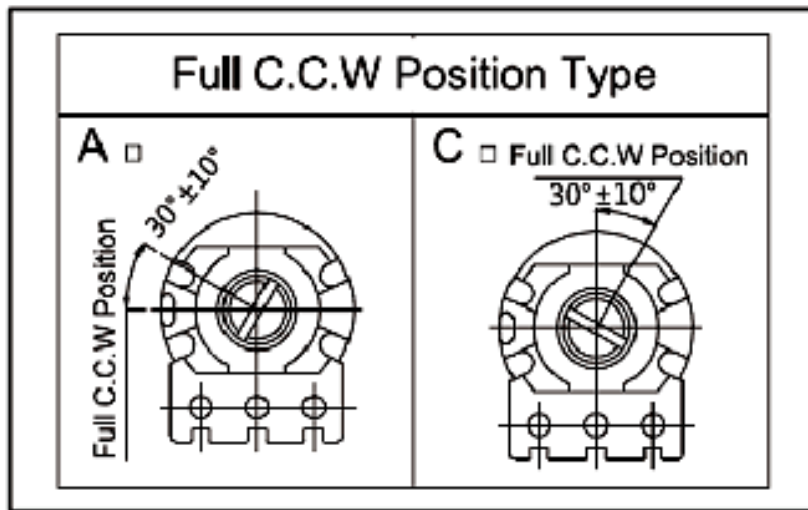
Q - Type (Switch Option)



Q Type			
L	20	25	30
	T - 10	T - 12	T - 12

Note 1: Full CCW Position

Q-type shaft



General Note
TT Electronics reserves the right to make changes in product specification without notice or liability. All information is subject to TT Electronics' own data and is considered accurate at time of going to print.

© TT electronics plc

TT Electronics | BI Technologies
Circulo de la Amistad #102 PIMSA IV Mexicali B.C. Mexico C.P 21210
Ph: + 1 (714) 447-2345
www.ttelectronics.com/bi-technologies


Rev - 06/2019 Page 4

Document No.: _____


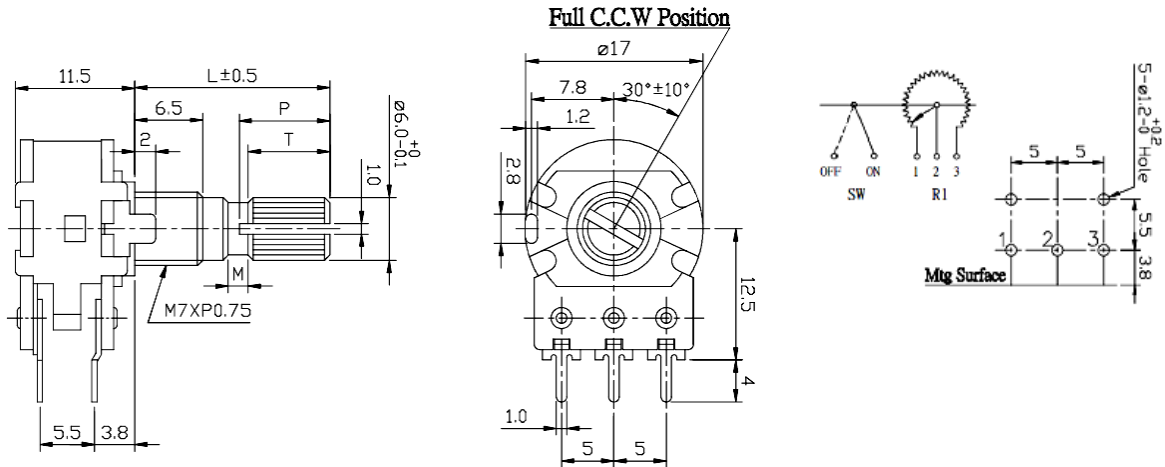
17 mm Single Gang Potentiometer with Rotary Switch



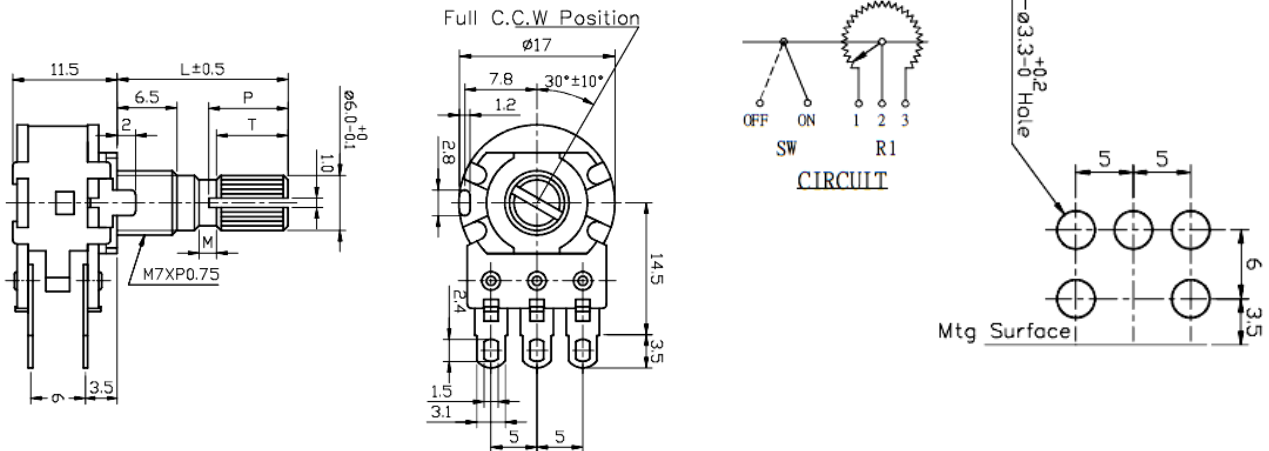
P162 Series



G - PC Pins, Down Facing, Single Gang, Rotary Switch



T - Solder lugs, Down Facing, Single Gang, Rotary Switch



General Note

TT Electronics reserves the right to make changes in product specification without notice or liability. All information is subject to TT Electronics' own data and is considered accurate at time of going to print.

© TT electronics plc

TT Electronics | BI Technologies
 Circulo de la Amistad #102 PIMSA IV Mexicali B.C. Mexico C.P 21210
 Ph: + 1 (714) 447-2345
www.ttelectronics.com/bi-technologies

Rev - 06/2019 Page 5

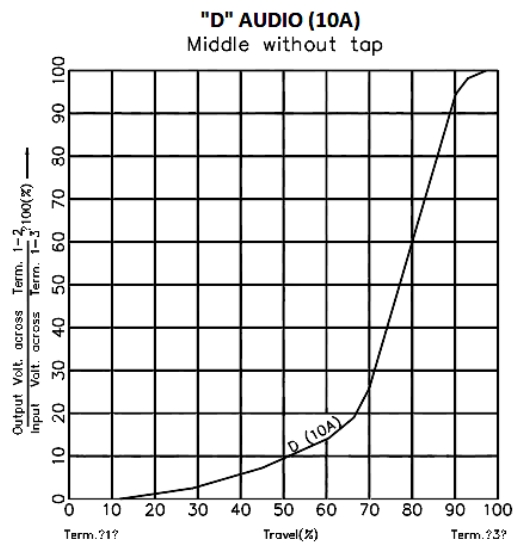
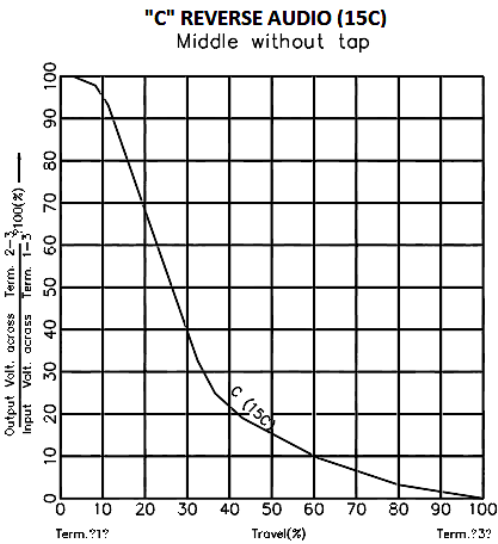
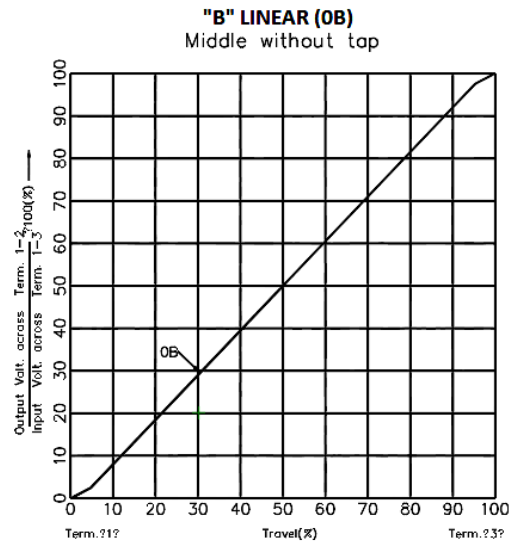
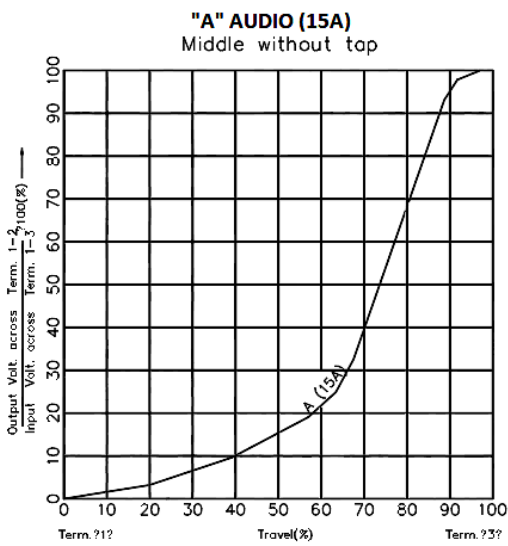
Document No.: _____

17 mm Single Gang Potentiometer with Rotary Switch



P162 Series

Standard Tapers



General Note
TT Electronics reserves the right to make changes in product specification without notice or liability. All information is subject to TT Electronics' own data and is considered accurate at time of going to print.

© TT electronics plc

TT Electronics | BI Technologies
Circulo de la Amistad #102 PIMSA IV Mexicali B.C. Mexico C.P 21210
Ph: + 1 (714) 447-2345
www.ttelectronics.com/bi-technologies

Rev - 06/2019 Page 6

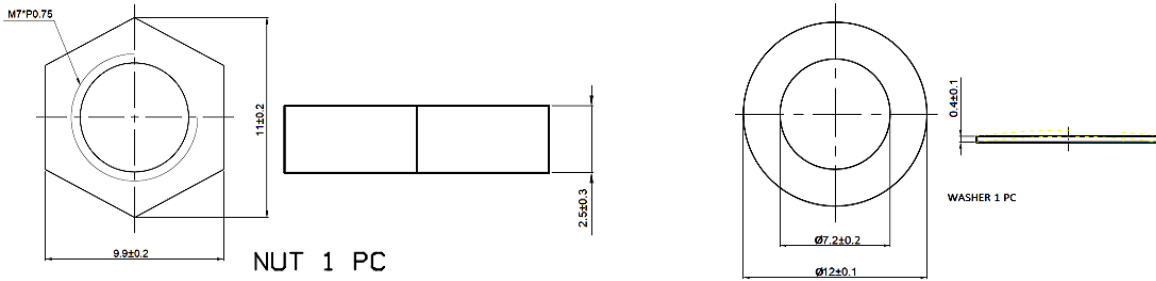
Document No.: _____

17 mm Single Gang Potentiometer with Rotary Switch



P162 Series

Screw & Washer Dimensions



Packaging

Standard Packaging	Plastic Trays
Hardware	Two flat washers and mounting nut

General Note
 TT Electronics reserves the right to make changes in product specification without notice or liability. All information is subject to TT Electronics' own data and is considered accurate at time of going to print.

© TT electronics plc

TT Electronics | BI Technologies
 Circulo de la Amistad #102 PIMSA IV Mexicali B.C. Mexico C.P 21210
 Ph: + 1 (714) 447-2345
www.ttelectronics.com/bi-technologies

Rev - 06/2019 Page 7

Document No.: _____

Mouser Electronics

Authorized Distributor

Click to View Pricing, Inventory, Delivery & Lifecycle Information:

[TT Electronics:](#)

[P162G100QRA20A103](#) [P162G100QRC30B103](#)