

Cylindrical Surface Mount MetalGlaze™ Compliant-Terminal Resistors

SMC Series

- Lead free, RoHS compliant
- Uses standard IRC 2512, 3610 solder pads
- Ideal for automotive and other harsh thermal applications
- Uncompromising Metal Glaze™ performance gives excellent surge performance
- Capped terminals provide mechanical compliance-relief from board vs. component TCE mismatch



OBSOLETE



All parts are Pb-free and comply with EU Directive 2011/65/EU amended by (EU) 2015/863 (RoHS3)

Electrical Data

IRC Type	Industry Standard Footprint	Power Rating (Watts)	Resistance Range (Ohms)	Tolerance (±%) ¹	TCR (±ppm/°C)	Operating Voltage (V)	Maximum Voltage (V)
SMC-1	2512	1.0 @ 70°C	1.0 to 10 Ω	5	200	350	700
			≥ 10 - 1 MΩ	1, 2, 5	100		
SMC-2	3610	2.0 @ 25°C	1.0 to 10 Ω	5	200	500	1000
		1.33 @ 70°C	≥ 10 - 1 MΩ	1, 2, 5	100		

Notes:

¹ For tolerances below ±1%, please contact factory.

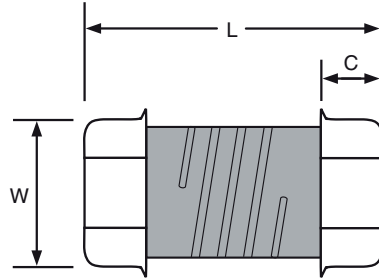
Environmental Data

Characteristics	Maximum Change	Test Method
Temperature Coefficient (ppm/°C)	As specified	MIL-PRF-55342E Par 4.7.9 (-55°C to +125°C)
Thermal Shock	±2.0% +0.01Ω (R ≤ 10Ω) ±1.0% +0.01Ω (R > 10Ω)	MIL-PRF-55342E Par 4.7.3 (-65°C to +150°C)
Low Temperature Operation	±1.0% +0.01Ω (R ≤ 10Ω) ±0.5% +0.01Ω (R > 10Ω)	MIL-PRF-55342E Par 4.7.4 (-65°C @ working voltage)
Short Time Overload	±1.0% +0.01Ω (R ≤ 10Ω) ±0.5% +0.01Ω (R > 10Ω)	MIL-PRF-55342E Par 4.7.5 (2.5 x √PxR for 5 seconds)
High Temperature Exposure	±1.0% +0.01Ω (R ≤ 10Ω) ±0.5% +0.01Ω (R > 10Ω)	MIL-PRF-55342E Par 4.7.6 (+150°C for 100 hours)
Resistance to Bonding	±1.0% +0.01Ω (R ≤ 10Ω) ±0.5% +0.01Ω (R > 10Ω)	MIL-PRF-55342E Par 4.7.7 (Reflow soldered to board @ 260°C for 10 seconds)
Solderability	95% minimum coverage	MIL-STD-202, Method 208 (245°C for 5 seconds)
Moisture Resistance	±1.0% +0.01Ω (R ≤ 10Ω) ±0.5% +0.01Ω (R > 10Ω)	MIL-PRF-55342E Par 4.7.8 (10 cycles, total 240 hours)
Life Test	±1.0% +0.01Ω (R ≤ 10Ω) ±0.5% +0.01Ω (R > 10Ω)	MIL-PRF-55342E Par 4.7.10 (2000 hours @ 70°C intermittent)
Terminal Adhesion Strength	±1% +0.01 no mechanical damage	1200 gram push from underside of mounted chip for 60 seconds
Resistance to Board Bending	±1% +0.01 no mechanical damage	Chip mounted in center of 90mm long board, deflected 5mm so as to exert pull on chip contacts for 10 seconds
Operating Temperature		-55°C to +150°C

General Note

TT Electronics reserves the right to make changes in product specification without notice or liability. All information is subject to TT Electronics' own data and is considered accurate at time of going to print.

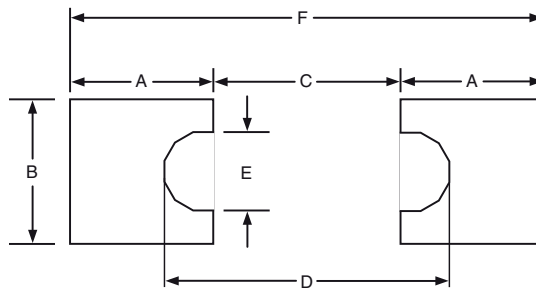
Physical Data



Dimensions (Inches and (mm))

Industry Footprint	IRC Type	L (Length)	W (Width/Diameter)	C (Termination Width)
2512	SMC-1	0.250 ±0.010 (6.35 ±0.25)	0.122 ±0.003 (3.10 ±0.08)	0.060 ±0.010 (1.50 ±0.25)
3610	SMC-2	0.367 ±0.010 (9.32 ±0.25)	0.122 ±0.003 (3.10 ±0.08)	0.060 ±0.010 (1.50 ±0.25)

Recommended Solder Pad Dimensions (Reflow):

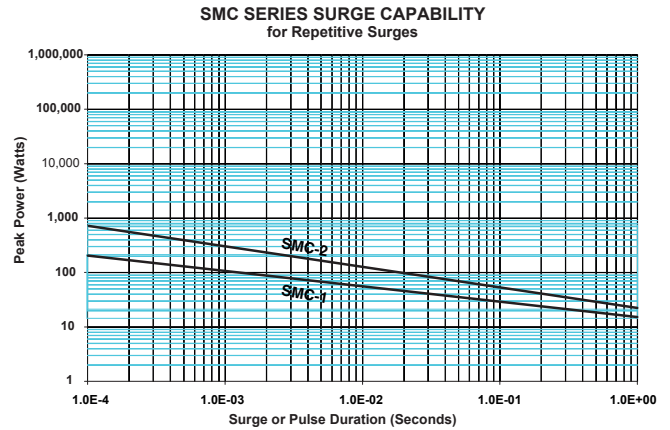
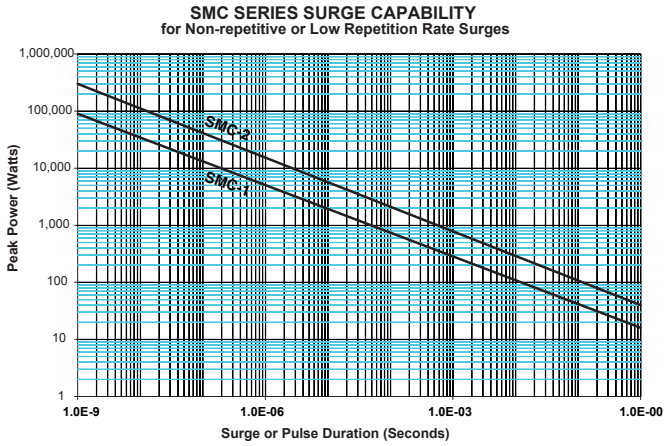


Industry Footprint	Dimensions (Inches and mm)					
	A	B	C	D	E	F
2512	0.121 (3.07)	0.126 (3.20)	0.127 (3.23)	0.183 (4.65)	0.040 (1.02)	0.369 (9.37)
3610	0.170 (4.32)	0.160 (4.06)	0.213 (5.41)	0.273 (6.93)	0.044 (1.12)	0.553 (14.05)

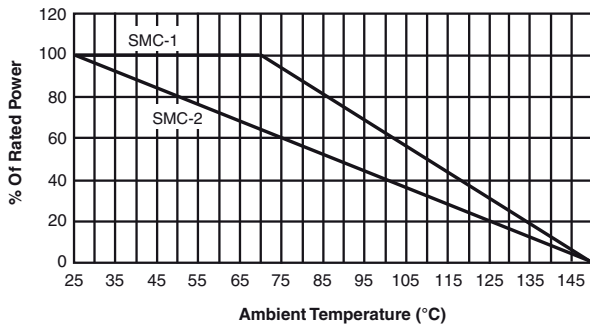
General Note

TT Electronics reserves the right to make changes in product specification without notice or liability.
All information is subject to TT Electronics' own data and is considered accurate at time of going to print.

Surge Capabilities



Power Derating Curve

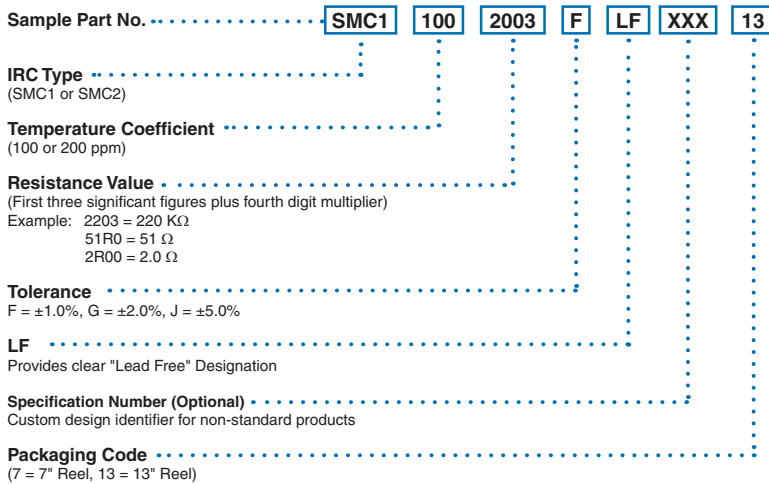


Standard Reel Packaging per EIA-481:

Industry Footprint	Reel Diameter*	Quantity Per Reel	Carrier Tape Width	Component Pitch
SMC-1 2512	7"	750	12mm	4mm
	13"	2,500		
SMC-2 3610	13"	2,000	24mm	4mm

*The 13" reel is considered standard and will be supplied unless otherwise specified.

Ordering Data



General Note

TT Electronics reserves the right to make changes in product specification without notice or liability.
All information is subject to TT Electronics' own data and is considered accurate at time of going to print.

Mouser Electronics

Authorized Distributor

Click to View Pricing, Inventory, Delivery & Lifecycle Information:

[TT Electronics:](#)

[SMC11004990FLF](#) [SMC11004991FLF](#) [SMC21001000FLF](#) [SMC210049R9FLF](#) [SMC21004990FLF](#)