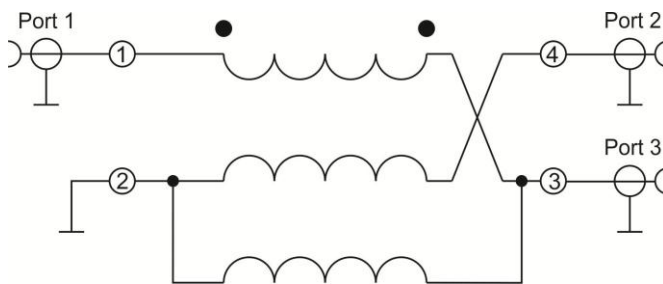


# RFXF0010

1:1 SMT Transformer  
45MHz to 1200MHz

The RFXF0010 transformer is designed for applications that require small, low cost and highly reliable surface mount components. Applications may be found in broadband, wireless and other communications systems. These units are built lead-free and RoHS compliant. S-Parameters are available on request.



Functional Block Diagram



Package: SP5

## Features

- 45MHz to 1200MHz Operation
- Low Cost and RoHS Compliant
- Industry Standard SMT Package
- Available in Tape-and-Reel
- 75  $\Omega$  Characteristic Impedance
- Tertiary Balance Winding

## Applications

- Broadband/CATV
- Wireless

## Ordering Information

RFXF0010SB	Sample bag with 5 pieces
RFXF0010SQ	Sample bag with 25 pieces
RFXF0010SR	13" Sample reel with 100 pieces
RFXF0010TR13	13" Reel with 1000 pieces

## Absolute Maximum Ratings

Parameter	Rating	Unit
RF Power	2	W
Operating Temperature Range	-40 to +100	°C
Storage Temperature Range	-55 to +100	°C



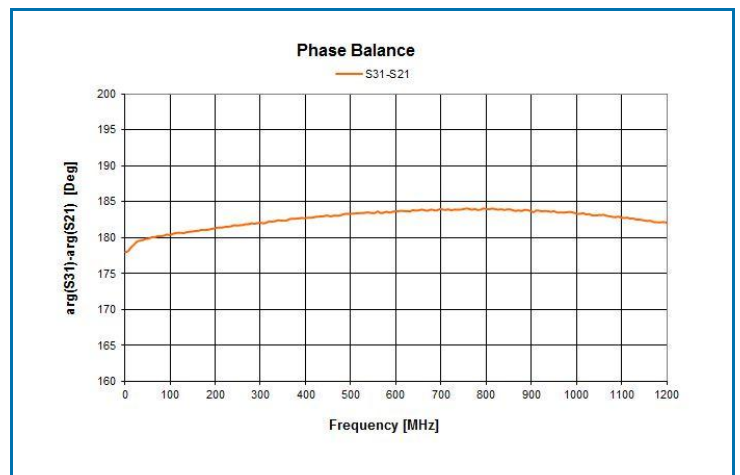
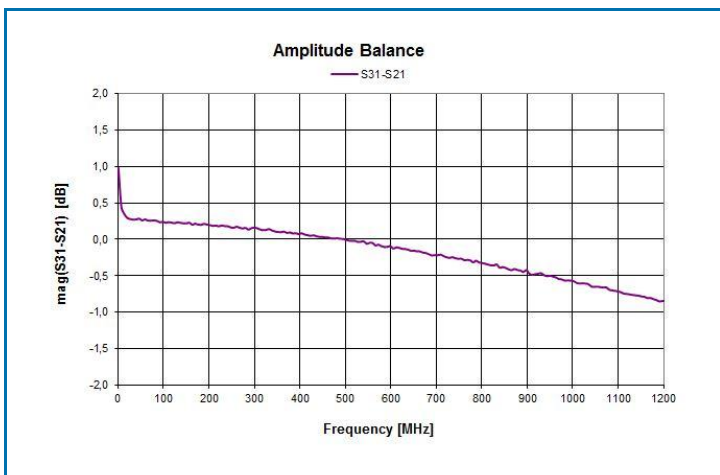
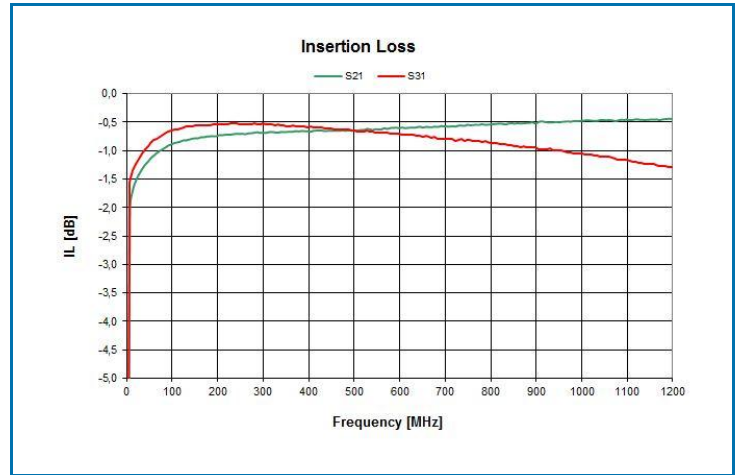
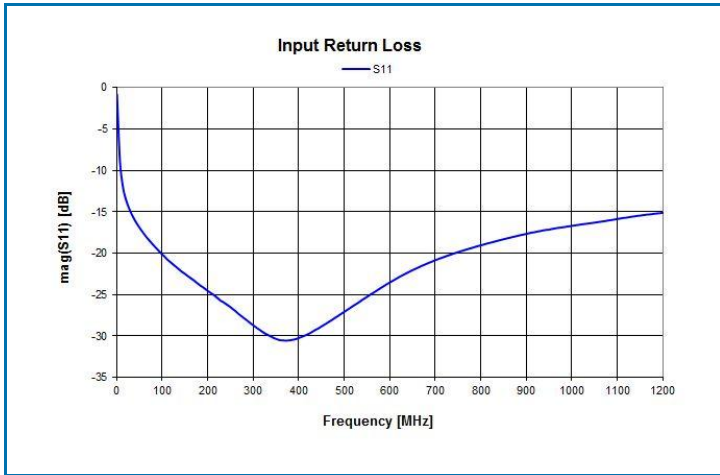
RoHS (Restriction of Hazardous Substances): Compliant per EU Directive 2011/65/EU.

Exceeding any one or a combination of the Absolute Maximum Rating conditions may cause permanent damage to the device. Extended application of Absolute Maximum Rating conditions to the device may reduce device reliability. Specified typical performance or functional operation of the device under Absolute Maximum Rating conditions is not implied.

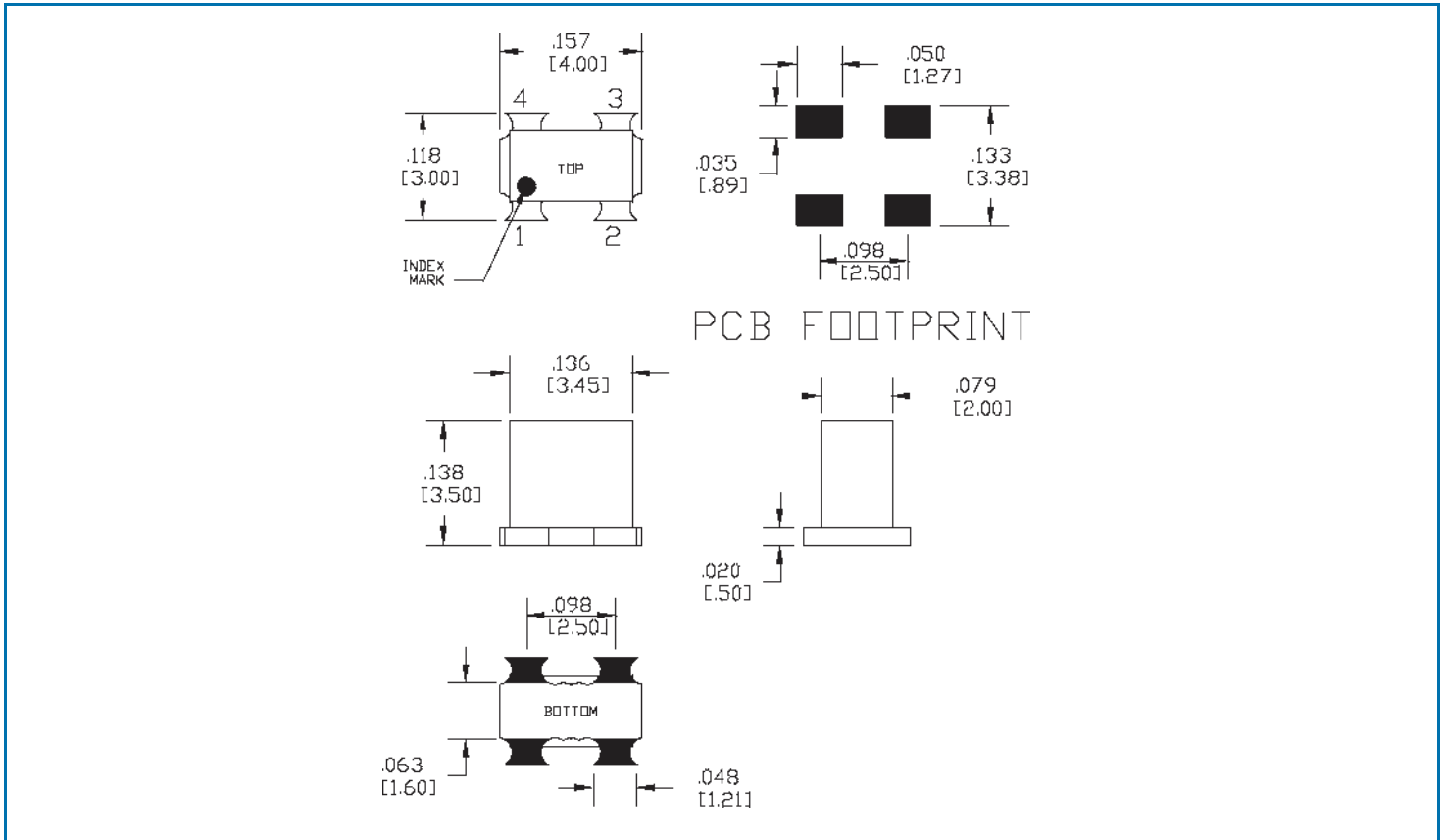
## Nominal Operating Parameters

Parameter	Specification			Unit	Condition
	Min	Typ	Max		
<b>General Performance</b>					<b>T=25°C.</b>
Operating Frequency Range	45		1200	MHz	
Insertion Loss		1.1	1.3	dB	45 MHz to 100 MHz
		0.8	1.1	dB	100 MHz to 600 MHz
		0.8	1.1	dB	600 MHz to 1200 MHz
Input Return Loss	14	16		dB	45 MHz to 100 MHz
	18	20		dB	100 MHz to 600 MHz
	13	15		dB	600 MHz to 1200 MHz
Amplitude Balance		0.2	0.5	dB	45 MHz to 100 MHz
		0.2	0.4	dB	100 MHz to 600 MHz
		0.8	1.1	dB	600 MHz to 1200 MHz
Phase Balance		0.8	6.0	°	45 MHz to 100 MHz, Nominal Phase Difference is 180°
		3.4	6.0	°	100 MHz to 600 MHz, Nominal Phase Difference is 180°
		3.9	6.0	°	600 MHz to 1200 MHz, Nominal Phase Difference is 180°
Impedance Ratio	1:1				
Type – Transmission Line	Unbalanced to Balanced				

Typical Performance: T=25°C unless otherwise noted



**Package Outline, Pin Out and Branding Drawing (Dimensions in inches [millimeters])**



**Pin Names and Descriptions**

Pin	Name	Description
1	PRIMARY DOT	Input (Port 1)
2	PRIMARY	Ground
3	SECONDARY DOT	Output (Port 3)
4	SECONDARY	Output (Port 2)

# Mouser Electronics

Authorized Distributor

Click to View Pricing, Inventory, Delivery & Lifecycle Information:

[Qorvo:](#)

[RFXF0010](#)