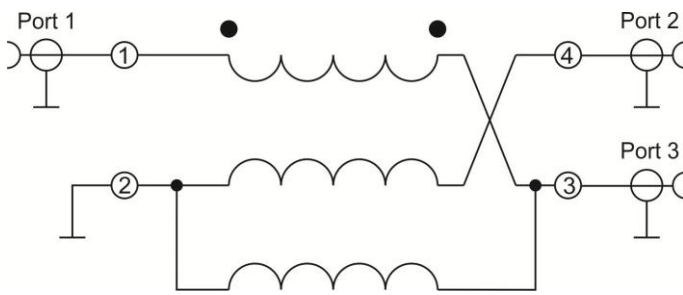


RFXF0006

1:1 SMT Transformer
45MHz to 1200MHz

The RFXF0006 transformer is designed for applications that require small, low cost and highly reliable surface mount components. Applications may be found in broadband, wireless and other communications systems. These units are built lead-free and RoHS compliant. S-Parameters are available on request.



Functional Block Diagram



Package: SP5

Features

- 45MHz to 1200MHz Operation
- Low Cost and RoHS Compliant
- Industry Standard SMT Package
- Available in Tape-and-Reel
- 75 Ω Characteristic Impedance
- Tertiary Balance Winding

Applications

- Broadband/CATV
- Wireless

Ordering Information

RFXF0006SB	Sample bag with 5 pieces
RFXF0006SQ	Sample bag with 25 pieces
RFXF0006SR	13" Sample reel with 100 pieces
RFXF0006TR13	13" Reel with 1000 pieces

Absolute Maximum Ratings

Parameter	Rating	Unit
RF Power	2	W
Operating Temperature Range	-40 to +100	°C
Storage Temperature Range	-55 to +100	°C



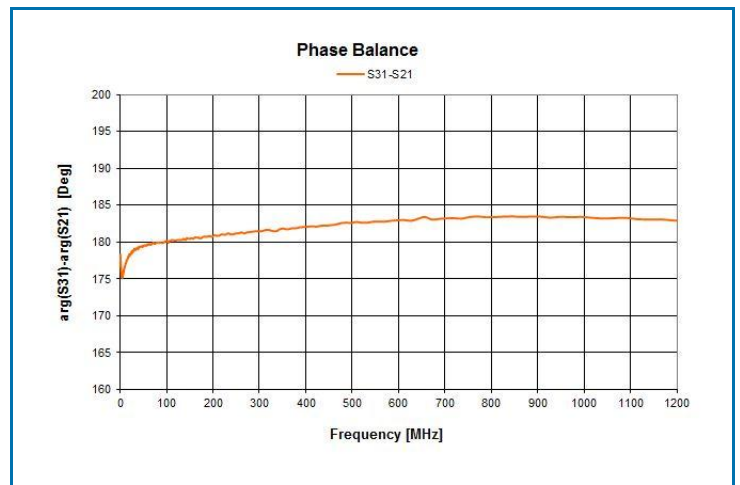
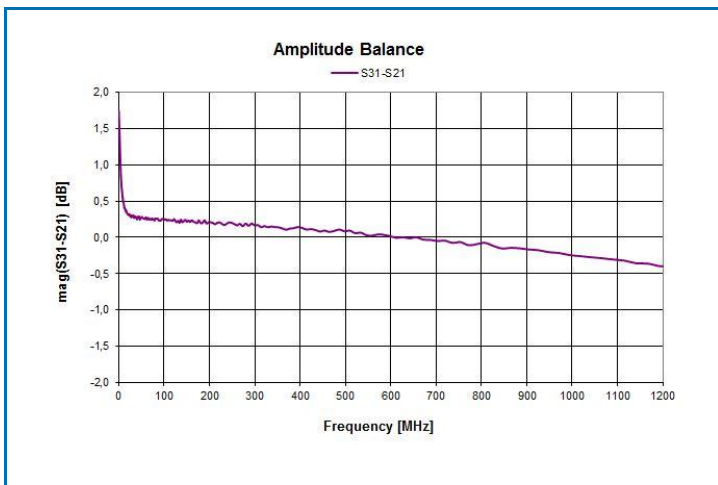
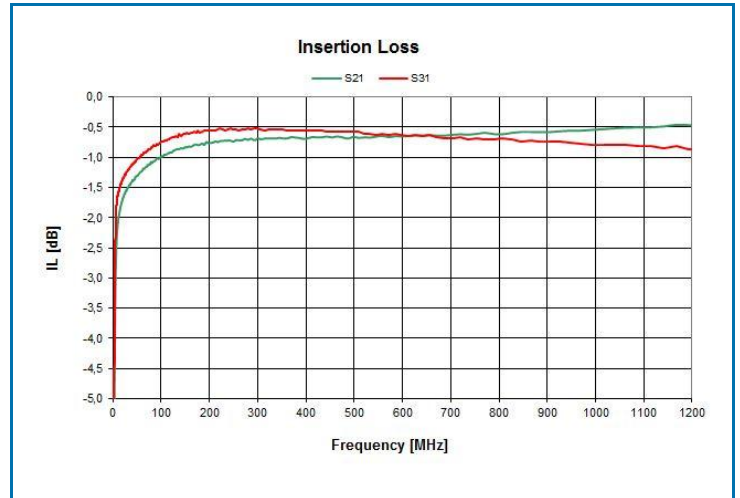
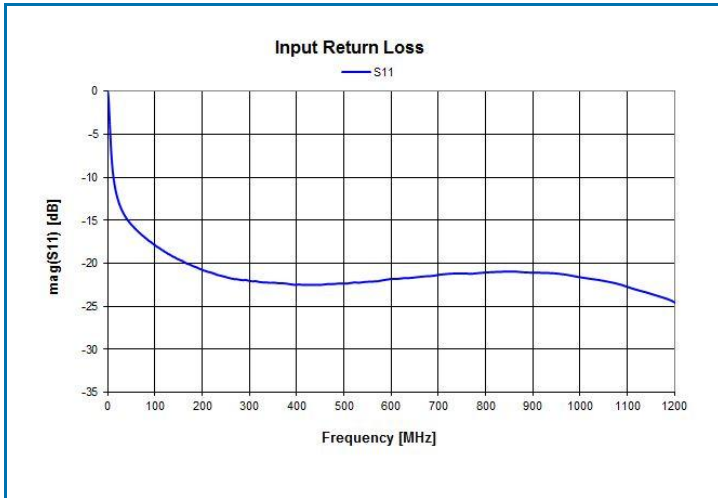
RoHS (Restriction of Hazardous Substances): Compliant per EU Directive 2011/65/EU.

Exceeding any one or a combination of the Absolute Maximum Rating conditions may cause permanent damage to the device. Extended application of Absolute Maximum Rating conditions to the device may reduce device reliability. Specified typical performance or functional operation of the device under Absolute Maximum Rating conditions is not implied.

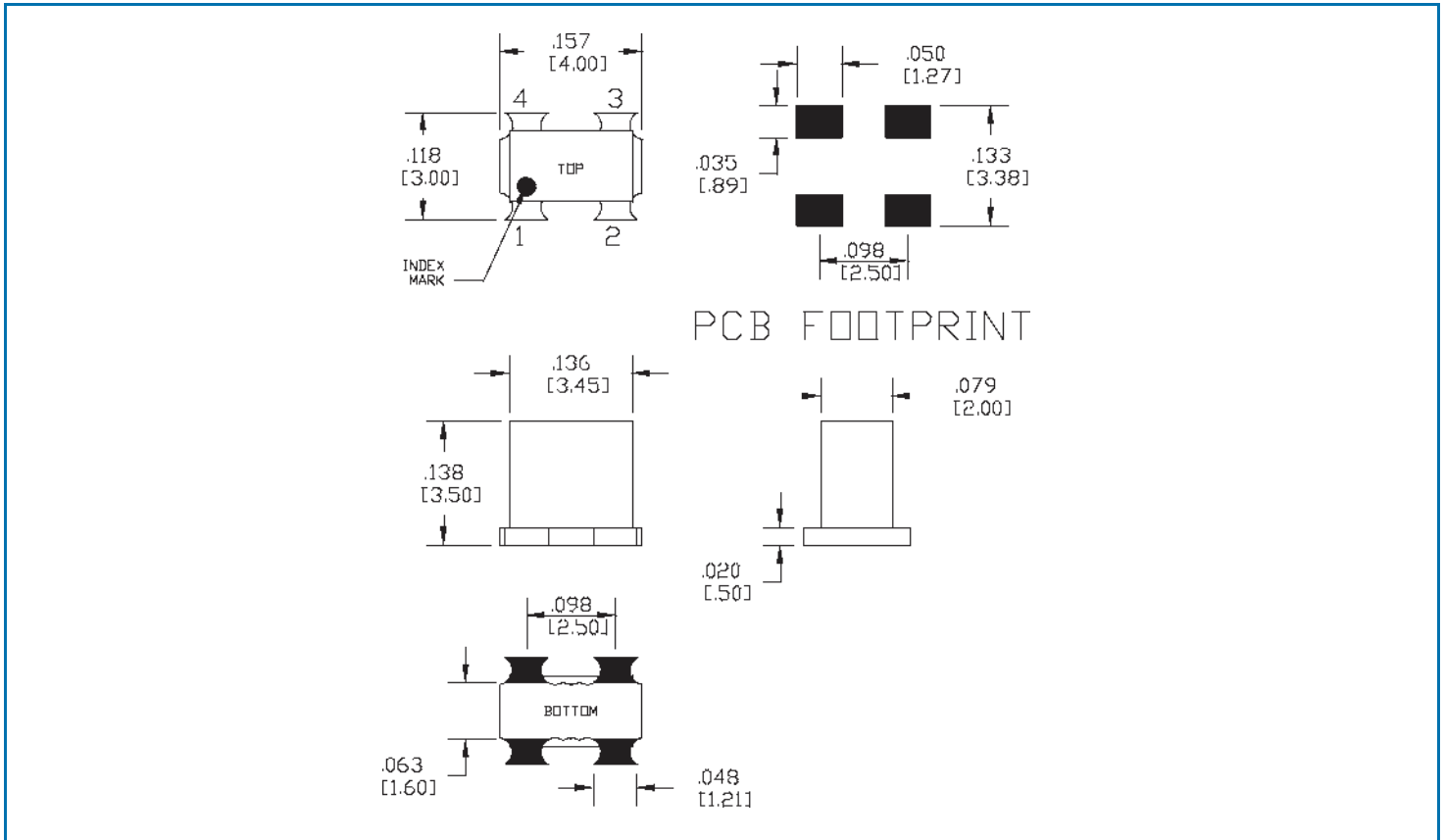
Nominal Operating Parameters

Parameter	Specification			Unit	Condition
	Min	Typ	Max		
General Performance					T=25°C
Operating Frequency Range	45		1200	MHz	
Insertion Loss		1.3	1.5	dB	45 MHz to 100 MHz
		0.9	1.1	dB	100 MHz to 600 MHz
		0.7	1.0	dB	600 MHz to 1000 MHz
		0.6	1.0	dB	1000 MHz to 1200 MHz
Input Return Loss	12	15		dB	
Amplitude Balance		0.4	0.6	dB	
Phase Balance		4	5	°	Nominal Phase Difference is 180°
Impedance Ratio	1:1				
Type – Transmission Line	Unbalanced to Balanced				

Typical Performance: T=25°C unless otherwise noted



Package Outline, Pin Out and Branding Drawing (Dimensions in inches [millimeters])



Pin Names and Descriptions

Pin	Name	Description
1	PRIMARY DOT	Input (Port 1)
2	PRIMARY	Ground
3	SECONDARY DOT	Output (Port 3)
4	SECONDARY	Output (Port 2)

Mouser Electronics

Authorized Distributor

Click to View Pricing, Inventory, Delivery & Lifecycle Information:

Qorvo:

[RFXF0006](#) [RFXF0006SR](#)